

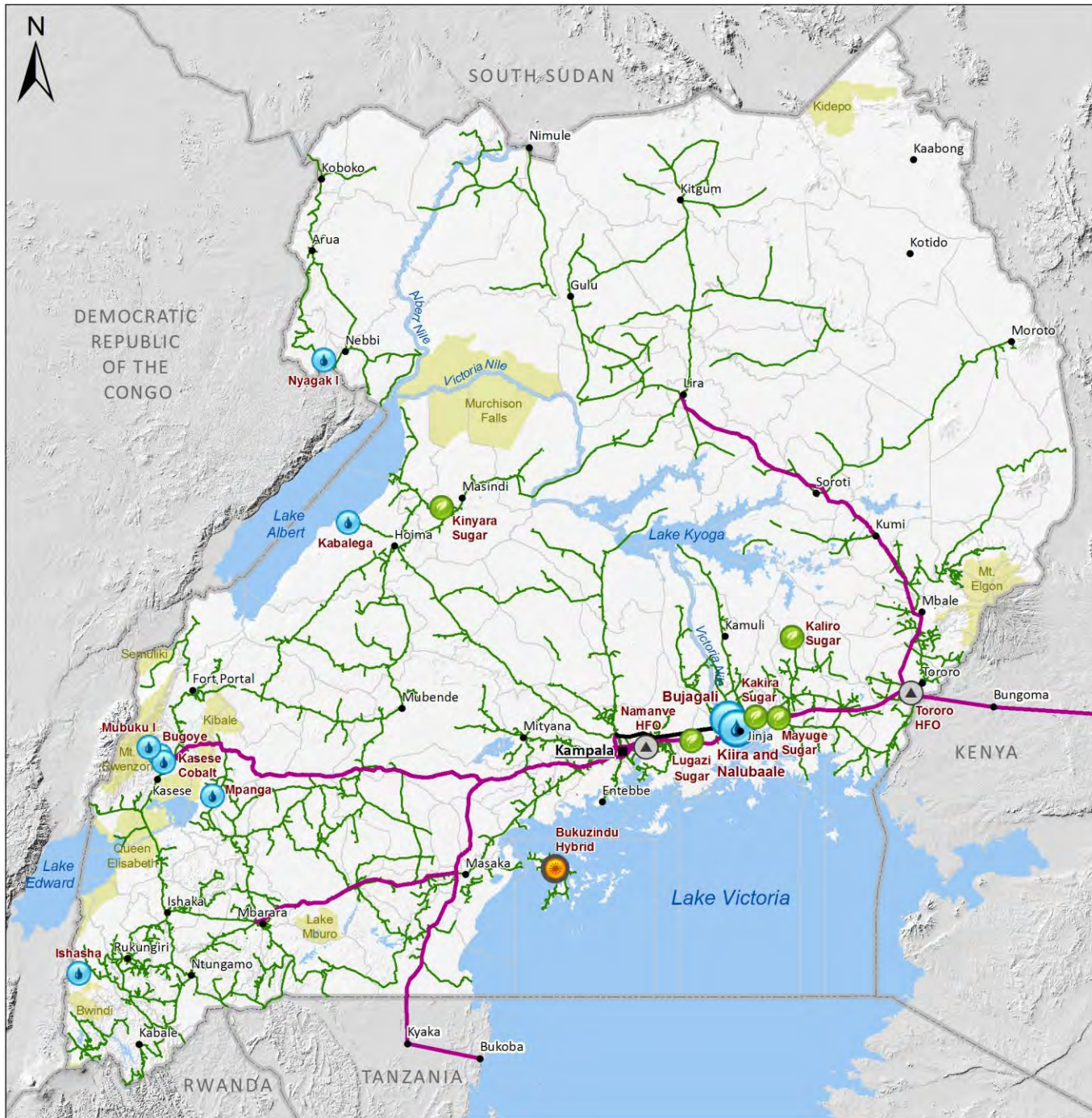


THE REPUBLIC OF UGANDA

MINISTRY OF ENERGY AND MINERAL DEVELOPMENT

2015 STATISTICAL ABSTRACT

*Ministry of Energy and Mineral Development,
Plot No. 29/33 Kampala Road, P.O. Box 7270, Kampala
Tel: +256-414-505942; Fax: +256-414-505941
Email: psmemd@energy.go.ug;
Website: www.energyandminerals.co.ug*






Energy Utilities of Uganda 2015





Operational Power Generation Sites

-  Large Hydro (≥ 50 MW)
-  Small Hydro (1-50 MW)
-  Co-Generation (Bagasse)
-  Thermal (Heavy Fuel Oil)
-  Hybrid (Solar PV + Diesel)

Operational Power Lines

-  Distribution Lines (33 kV)
-  Transmission Lines (132 kV)
-  Transmission Lines (220 kV)

Towns and Boundaries

-  Capital City
-  Major Town
-  District Boundary
-  National Boundary

Natural Features

-  River Nile
-  Lakes
-  National Parks

Data Sources:

Power Generation Sites: MEMD 2016
 Transmission Lines: UETCL 2016
 Distribution Lines: UMEME 2016, REA 2016
 Towns: GIZ 2014
 Administrative Boundaries: UBOS 2014
 River Nile: NFA 1996
 Lakes, National Parks: WRI 2008

Status of Power Sites and Lines: 31/12/2015

Coordinate System: Arc 1960 UTM Zone 36N

Copyright: MEMD GIS Lab, 24/10/2016

0 40 80 160 Kilometers



TABLE OF CONTENTS

LIST OF TABLES	VI
LIST OF FIGURES.....	VII
FOREWORD	VIII
ACRONYMS.....	IX
EXECUTIVE SUMMARY	XI
1.0 SECTOR OVERVIEW	15
1.1 MANDATE	15
1.1.1 <i>Vision</i>	15
1.1.2 <i>Mission</i>	15
1.2 ROLE AND FUNCTIONS.....	15
1.3 GOALS	15
1.4 MAIN PRIORITIES	16
1.5 OTHER IMPORTANT AREAS;.....	16
2.0 ENERGY RESOURCES STATISTICS	17
2.1 ELECTRIC POWER	17
2.1.1 <i>Installed capacity</i>	17
2.1.2 <i>Power generation</i>	20
2.1.3 <i>Transmission</i>	22
2.1.3.1 Transmission lines	22
2.1.3.2 Transmission power purchases	23
2.1.3.3 Transmission power sales.....	25
2.1.3.4 Transmission power losses	26
2.1.4 <i>Distribution</i>	26
2.1.4.1 Umeme power purchases.....	27
2.1.4.2 Umeme power sales.....	27
2.1.4.3 Umeme power losses	28
2.2 ATOMIC ENERGY STATISTICS	30
2.2.1 <i>Licenses and permits issued by Atomic Energy Council (AEC) in 2015</i>	30
2.2.2 <i>Annual licenses issued by AEC from 2011 to 2015</i>	30
2.2.3 <i>Inspections</i>	30
3.0 PETROLEUM SUPPLIES AND DISTRIBUTION STATISTICS.....	32
3.1 PETROLEUM IMPORTS.....	32
3.1.1 MONTHLY PETROLEUM IMPORTS.....	32
3.1.2 ANNUAL PETROLEUM IMPORTS	33
3.2 PETROLEUM SALES	34
3.3 PRICES OF PETROLEUM PRODUCTS	35
3.3.1 <i>Crude oil prices in US\$</i>	35
3.3.2 <i>International refined product prices</i>	37
3.3.3 <i>Petroleum local pump prices in 2015</i>	37
4.0 PETROLEUM EXPLORATION AND PRODUCTION STATISTICS.....	39

4.1 INVESTMENTS IN THE SECTOR.....	39
4.2 NON TAX REVENUE (NTR).....	40
5.0 MINERAL STATISTICS.....	42
5.1 MINERAL LICENSING	42
5.2 MINERAL PRODUCTION.....	42
5.3 MINERAL IMPORTS	43
5.4 MINERAL EXPORTS.....	43
5.5 NON TAX REVENUE (NTR).....	44
APPENDICES.....	46
APPENDIX 1: ENERGY RESOURCES STATISTICS	46
1.1: UGANDA ENERGY BALANCE 2015.....	46
1.2: ELECTRICITY IMPORTS AND EXPORTS IN MWH.....	47
1.3: DISTRICT HEADQUARTERS' ELECTRIFICATION STATUS IN 2015	48
1.4: OPERATIONAL TRANSMISSION LINES IN 2015	50
1.5: ELECTRICITY PURCHASED BY DISTRIBUTION COMPANIES IN MWH (2011-2015)	51
1.6: ENERGY SALES BY OTHER DISTRIBUTORS IN MWH (2011-2015).....	51
1.7: DISTRIBUTION POWER LOSSES (MWH) IN 2015.....	51
1.8: ANNUAL DISTRIBUTION POWER LOSSES BY COMPANY IN MWH (2008-2015)	52
1.9: NUMBER OF EMPLOYEES IN DIFFERENT POWER DISTRIBUTION COMPANIES.....	52
1.10: NUMBER OF UMEME CUSTOMERS.....	52
1.11: NUMBER OF CUSTOMERS FOR OTHER POWER DISTRIBUTORS	53
1.12: ELECTRICITY DISTRIBUTION DATA 2015 (IN MWH).....	54
1.13: ELECTRICITY CONSUMPTION BY SECTOR IN MWH.....	54
1.14: CUSTOMER NUMBERS OF DISTRIBUTION COMPANIES	54
1.15: ELECTRICITY CUSTOMERS BY SECTOR.....	55
1.16: LIST OF LICENSED POWER PROJECTS IN 2015	55
1.17: POTENTIAL SUPPLY FROM BIO FUELS	55
1.18: BIOMASS DEMAND IN 2015.....	55
1.19: PREEEP PERFORMANCE FIGURES FOR 2015	56
1.20: SPECIFIC BIOMASS ENERGY CONSUMPTION IN INDUSTRY	56
1.21: MONITORING OF OCCUPATIONALLY EXPOSED WORKERS BY AEC.....	56
1.22: REGISTRATION OF FACILITIES (PHASE 1 AND 2: KAMPALA DISTRICT) BY AEC	56
APPENDIX 2: PETROLEUM SUPPLIES STATISTICS	57
2.1: MONTHLY IMPORT BILL AND GOVERNMENT REVENUE	57
2.2: MONTHLY SALES OF PETROLEUM PRODUCTS ('000' CUBIC METRES).....	58
2.3: REGIONAL COMPARISON OF FUEL PUMP PRICES (PER LITRE) OF PETROL (PMS) AND DIESEL (AGO).....	58
2.4: ISSUED PETROLEUM CONSTRUCTION PERMITS TO-DATE	59
2.5: LIST OF LICENSED PETROLEUM SUPPLY COMPANIES TO DATE	66
APPENDIX 3: PETROLEUM EXPLORATION AND PRODUCTION STATISTICS.....	78
3.1: SUMMARY OF THE RECURRENT BUDGET EXPENDITURE DURING 2015.....	78
3.2: SUMMARY OF THE DEVELOPMENT BUDGET EXPENDITURE DURING 2015	78
3.3: SUMMARY OF THE DIRECTORATE BUDGET EXPENDITURE DURING 2015.....	78

3.4: SUMMARY OF THE RECURRENT BUDGET EXPENDITURE FOR MIDSTREAM PETROLEUM DEPARTMENT DURING 2015.....	78
3.5: SUMMARY OF THE REFINERY DEVELOPMENT BUDGET EXPENDITURE DURING 2015	79
3.6: SUMMARY OF THE MIDSTREAM INFRASTRUCTURE DEVELOPMENT PROJECT BUDGET EXPENDITURE DURING 2015.....	79
3.7: EMPLOYMENT IN UGANDA’S OIL AND GAS SECTOR BY THE END OF 2015.....	79
3.8: SUMMARY OF THE TRAINED OFFICER’S NUMBERS DURING 2015	79
3.9: SUMMARY OF MUK INTAKE AND COMPLETION FOR THE BACHELOR OF PETROLEUM GEOSCIENCES AND PRODUCTION COURSE.....	79
3.10: SUMMARY OF MUK INTAKE AND COMPLETION FOR THE MASTERS OF PETROLEUM GEOSCIENCES	80
3.11: SUMMARY OF MONEY SPENT ON CONTRACTS AND PURCHASE ORDERS BY THE UGANDAN, REGISTERED INTERNATIONAL AND NON-REGISTERED COMPANIES DURING 2015	80
3.12: NON-TAX REVENUES RAISED FROM UPSTREAM PETROLEUM ACTIVITIES.....	81
APPENDIX 4: MINERAL STATISTICS.....	82
4.1: MONTHLY MINERAL PRODUCTION 2015	82
4.2: LIST OF LICENSED MINERAL DEALERS FOR 2015	86
4.3: TITLES OF MINERAL RIGHTS OTHER THAN PROSPECTING LICENSES	89
4.4: STATISTICS COMMITTEE MEMBERS OF THE ENERGY AND MINERAL SECTOR.....	126

List Of Tables

TABLE 2.1: INSTALLED CAPACITY BY 2015	17
TABLE 2.2: INSTALLED GENERATION CAPACITY FOR THE PERIOD 2006-2015 IN MW	18
TABLE 2.3: POWER GENERATION (MWH) IN 2015	21
TABLE 2.4: TRANSMISSION LINE LENGTH IN KM	22
TABLE 2.5: UETCL TOTAL VOLUMES PURCHASED ACROSS ALL SUPPLIERS OF ELECTRICITY IN MWH (2011-2015)	24
TABLE 2.6: UETCL ELECTRICITY SALES IN MWH (2011-2015)	25
TABLE 2.7: TRANSMISSION POWER LOSSES IN MWH (2011-2015)	26
TABLE 2.8: UMEME ANNUAL POWER PURCHASES IN MWH BY TIME OF THE DAY (2011-2015)	27
TABLE 2.9: UMEME ANNUAL POWER SALES IN MWH (2011-2015)	28
TABLE 2.10: UMEME POWER LOSSES IN MWH (2011-2015).....	28
TABLE 2.11: LICENSES AND PERMITS ISSUED BY AEC IN 2015.....	30
TABLE 2.12: LICENCED FACILITIES BY ATOMIC ENERGY COUNCIL (2011-2015)	30
TABLE 2.13: INSPECTIONS CONDUCTED IN 2015.....	31
TABLE 2.14: INSPECTED FACILITIES BY AEC FROM 2010 TO 2015	31
TABLE 3.1: MONTHLY PETROLEUM IMPORTS IN LITRES.....	32
TABLE 3.2: ANNUAL PETROLEUM IMPORTS IN LITRES (2011-2015).....	33
TABLE 3.3: ANNUAL SALES OF PETROLEUM PRODUCTS IN CUBIC METRES (2011-2015).....	34
TABLE 3.4: PRICES OF CRUDE OIL IN US\$ PER BARREL	36
TABLE 3.5: MONTHLY INTERNATIONAL REFINED PRODUCT PRICES IN US\$.....	37
TABLE 3.6: PETROLEUM PRODUCT PRICES PER LITRE (USHS)	38
TABLE 4.1: AGGREGATED INVESTMENTS IN THE SUB-SECTOR FROM 2014 TO 2016 PROJECTION	39
TABLE 4.2: INVESTMENTS IN THE OIL AND GAS SUB-SECTOR FROM 1998 TO 2015	39
TABLE 4.3: NON-TAX REVENUES GENERATED FROM OIL COMPANIES BETWEEN 2002 AND 2015	40
TABLE 5.1: MINERAL LICENSING STATUS JANUARY – DECEMBER, 2015	42
TABLE 5.2: MINERAL PRODUCTION FOR 2015.....	43
TABLE 5.3: VALUE OF MINERAL IMPORTS AS PER PERMITS ISSUED FOR JANUARY - DECEMBER 2015	43
TABLE 5.4: MINERAL EXPORTS AS PER PERMITS ISSUED AND FOR MINERALS PRODUCED IN YEAR 2015.....	44
TABLE 5.5: NTR ASSESSED AND REPORTED COLLECTED IN 2015.....	45

List of figures

FIGURE 2.1: STATUS OF INSTALLED GENERATION CAPACITY IN 2015.....	18
FIGURE 2.3: INSTALLED GENERATION CAPACITY FOR THE PERIOD 2006-2015.....	18
FIGURE 2.2: MAP SHOWING OPERATIONAL POWER GENERATION SITES IN 2015.	19
FIGURE 2.4: POWER GENERATION IN 2015.....	20
FIGURE 2.5: TRANSMISSION LINES IN UGANDA IN 2015.....	22
FIGURE 2.6: PROPORTION OF UETCL POWER PURCHASES FROM DIFFERENT SOURCES	23
FIGURE 2.7: ELECTRICITY PURCHASES BY UETCL IN 2015.....	24
FIGURE 2.8: ELECTRICITY SALES BY UETCL IN 2015	25
FIGURE 2.9: TRANSMISSION POWER LOSSES (2011-2015).....	26
FIGURE 2.10: UMEME ANNUAL POWER PURCHASES FOR THE PERIOD 2011-2015.....	27
FIGURE 2.11: UMEME ANNUAL POWER SALES FOR THE PERIOD 2011-2015	28
FIGURE 2.12: UMEME POWER LOSSES FOR THE PERIOD 2011-2015	29
FIGURE 2.13: INSPECTIONS CONDUCTED BY AEC IN 2015	31
FIGURE 3.1: MONTHLY PETROLEUM IMPORTS IN 2015	33
FIGURE 3.2: ANNUAL PETROLEUM IMPORTS FOR THE PERIOD 2011-2015	34
FIGURE 3.3: ANNUAL SALES OF PETROLEUM PRODUCTS BY TYPE FOR THE PERIOD 2011-2015.....	35
FIGURE 3.4: TRENDLINE FOR ANNUAL SALES OF PETROLEUM PRODUCTS FOR THE PERIOD 2011-2015	35
FIGURE 3.5: CRUDE OIL PRICES IN 2015	36
FIGURE 3.6: INTERNATIONAL REFINED PETROLEUM PRODUCT PRICES IN 2015.....	37
FIGURE 3.7: MONTHLY LOCAL PUMP PRICES FOR PETROLEUM PRODUCTS IN 2015.....	38
FIGURE 4.1: INVESTMENT IN THE OIL AND GAS SUB-SECTOR	40
FIGURE 4.2: NON TAX REVENUE GENERATED FROM OIL COMPANIES FOR THE PERIOD 2002-2015	41
FIGURE 5.1: VALUE OF MINERALS EXPORTED IN 2015.....	44
FIGURE 5.2: NON TAX REVENUE COLLECTED IN 2015	45

Foreword

The Statistical Abstract is a Ministry of Energy and Mineral Development (MEMD) annual publication encompassing key statistics generated by the Energy and Mineral Sector (EMS). These statistics are categorised into energy, petroleum supplies, oil and gas exploration/production, and mineral resources.

The data collection was done by members of the Energy and Mineral Sector Statistics Committee (EMSSC), which comprises of individuals from each department within the ministry and its affiliated agencies. The data is presented in tables, graphs and a few narratives where necessary.

The ministry appreciates the continued support from all those that participated in the compilation of this document. Copies can be accessed from the ministry's resource centre and the website.

The ministry welcomes constructive comments aimed at enhancing the quality of its future publications from all stakeholders. I therefore encourage everyone to read the document for information about the Energy and Mineral Sector.

A handwritten signature in black ink, appearing to read 'F.A. Kabagambe-Kaliisa', with a large circular flourish on the left side.

F.A. Kabagambe-Kaliisa
PERMANENT SECRETARY

Acronyms

CNOOC	China National Offshore Oil Corporation
DRC	Democratic Republic of Congo
EA	Exploration Areas
EL	Exploration License
EMDSSPS	Energy and Mineral Development Sector Strategic Plan for Statistics
EMS	Energy and Mineral Sector
ERA	Electricity Regulatory Agency
ERD	Energy Resources Department
ERT	Energy for Rural Transformation
GSMD	Geological Survey and Mines Department
HHI	Hierfindahl Hirschman Index
IDA	International Development Association
IDO	Industrial Diesel Oil
IPP	Isolated Power Plant
KCCL	Kasese Copper Cobalt Company Limited
KML	Kilembe Mines Limited
KPLC	Kenya Power and Lighting Company
KSW	Kakira Sugar Works
Kv	Kilo Volts
KWh	Kilo Watt Hours
LL	Location License
MDL	Mineral Dealers License
MEMD	Ministry of Energy and Mineral Development
MMBBL	Million Barrels (oil reserves)
MPS	Ministerial Policy Statement
MW	Mega Watt
MWh	Mega Watt Hours
NSS	National Statistical System
NTR	Non Tax Revenue
PEPD	Petroleum Exploration and Production Department
PL	Prospecting License
PNSD	Plan for National Statistical Development
PSD	Petroleum Supply Department
REA	Rural Electrification Agency
SEG	Society of Exploration Geophysicists
SPPAD	Sectoral Planning and Policy Analysis Department
SSPS	Sector Strategic Plan for Statistics
STOIIP	Stock Tank Oil Initially In Place
TENESCO	Tanzania Electricity Supply Company

TOE	Tons of Oil Equipment
UBOS	Uganda Bureau of Statistics
UEDCL	Uganda Electricity Distribution Company Limited
UEGCL	Uganda Electricity Generation Company Limited
UETCL	Uganda Electricity Transmission Company Limited
UGX	Uganda Shillings
URA	Uganda Revenue Authority
US\$	United States Dollar
“-”	Not Applicable/Not Available

Executive summary

The 2015 Statistical Abstract presents statistics generated by the Energy and Mineral Sector (EMS). These statistics are categorised into energy resources; petroleum supplies; petroleum exploration and production; and mineral resources. Trends generated are mainly for a period of five years, till December 2015.

This publication is made up of five chapters followed by a list of appendices.

Chapter one covers the ministry's overview with emphasis on its mandate, role, goal and main priorities.

Chapter two covers statistics on electric power; new and renewable energy; and atomic energy as highlighted below:

Installed capacity

- i. The installed capacity in 2015 totalled to 924.9 MW out of which 759.4 MW were licensed across all energy sources.
- ii. Large hydros accounted for 69% of total installed capacity while thermal, co-generation and small hydro accounted for 15%, 9% and 7%, respectively.

Power generation

- i. Power generated by different power producers totalled to 3,513,352 MWh in 2015.
- ii. 79% came from large hydro plants, 10% from co-generation, 9% from small hydro while 2% from thermal power plants.

Transmission power losses

- i. Transmission losses in 2015 totalled to 127,488 MWh.
- ii. This implied a 3.81% fall in comparison to the 2014 losses incurred.
- iii. Generally transmission losses increased by 54% from 2011 to 2015.

Umeme power purchases

- i. Umeme power purchases increased by 5.3% between 2014 and 2015 and 27.8% between 2011 and 2015.
- ii. These purchases also followed an incremental trend between 2011 and 2015.

Umeme power sales

- i. Umeme power sales in 2015 totalled to 2.457 million MWh, an increment of 8.04% since 2014.
- ii. Like purchases, the company's sales also followed a positive trend from 2011 to 2015, with an overall increase of 41.9% in the five-year period.

Umeme power losses

- i. Umeme incurred losses worth 593,753 MWh in 2015.
- ii. This is equivalent to 19.5% of total power bought by the company.

Licenses and permits issued by Atomic Energy Council (AEC) in 2015

- i. A total of 188 licences were issued by the AEC to various industrial players in 2015.
- ii. Among these, 147 licences were for *medical facilities* while 41 were for *industrial facilities*.
- iii. 78.7% of total licences issued were *possess and use radiation sources*.

Inspections

- i. Inspections conducted by the AEC totalled to 192, with 168 and 24 *medical facilities and industrial facilities* inspected, respectively.
- ii. The central region had the highest number of inspections carried out (116) followed by western (31), Northern (31) and finally Eastern (14).

Chapter three covers statistics on petroleum supplies and distribution. Specifically; imports, sales and prices as summarised below:

Monthly Petroleum Imports

- i. The petroleum import trend for 2015 was fairly stable with maximum import figures recorded in July (157,968,041 litres) and minimum figures imported in June (135,335,958 litres).
- ii. The average monthly import figure for the whole year was 146,899,308 litres.

Annual Petroleum Imports

- i. Petroleum imports totalled to 1.76 billion litres in 2015.

- ii. This was more than the 2014 imports by 324 million litres.
- iii. In a five-year analysis, petroleum imports rose by 35% from 2011 to 2015.
- iv. Petrol and diesel imports rose by 57.6% and 7.8% respectively while kerosene imports fell by 19% from 2011 to 2015.

Petroleum Sales

- i. Diesel and Petrol sales contributed 45% and 41.6% to total sales of petroleum products in 2015, respectively.
- ii. The remaining products (kerosene, aviation fuels, fuel oil, LPG, Bitumen, and Lubricants) contributed 13.4% to total sales.

Petroleum local pump prices in 2015

- i. Local pump prices for petroleum products in 2015 averaged at UGX 3,597; UGX 2,600; and UGX 2,706 for PMS, BIK and AGO respectively.
- ii. These prices fluctuated within a range of UGX 250, UGX 397 and UGX 465 for petrol, Kerosene and Diesel.
- iii. Highest prices in the year were recorded in January for Petrol, Kerosene and Gas oil at UGX 3,700, UGX 2,800 and UGX 3,200, respectively.

Chapter four presents statistics on petroleum exploration and production with the following highlights;

Investment in the Sector

- i. USD 171,909,000 were invested into Uganda's oil and gas activities.
- ii. A cumulative total of USD 2,954,373,663 had been invested in the sub-sector from the oil company activities by the end of 2015.

Non Tax Revenue (NTR)

The ministry generated non-tax revenues amounting to USD 2,616,989 in 2015 from training fees, ground rental fee, surface rental fees, signature bonuses, permit fees, sale of data, license fees among others.

Chapter five presents statistics on mineral activities such as licensing, production, imports, exports and non tax revenue;

Mineral Licensing

- i. A total of 818 were operational during the year.
- ii. These included 153 Prospecting Licenses (PLs), 499 Exploration License (ELs), 43 Location Licenses (LLs), 39 Mining Leases (MLs) and 81 Mineral Dealers Licenses (MDLs).

Mineral production

- i. Minerals produced in 2015 amounted to UGX 171 billion, slightly higher than the UGX 168 billion worth of minerals produced in 2014.
- ii. In these two years under comparison, limestone was the most produced mineral occupying 81.8% and 77.7% of total mineral production in 2015 and 2014 respectively.

Mineral imports

- i. Gold was the only mineral imported in 2015.
- ii. It totalled to 10.5 kilogrammes and valued at 374,465 dollars.

Mineral exports

- i. Mineral exports amounted to UGX 5.9 billion.
- ii. Wolfram recorded the highest value (UGX 3.026 billion) followed by Gold (UGX 1.444 billion) and other minerals.

Non Tax Revenue (NTR)

- i. The Government assessed and collected Non Tax Revenue (NTR) worth UGX 9.438 billion.
- ii. Most of this was from royalties (UGX 7.6 billion).

1.0 SECTOR OVERVIEW

The Ministry of Energy and Mineral Development (MEMD) is responsible for the Energy and Mineral Sub-Sectors in Uganda including Oil and Gas. The sector is guided by policies and associated legislations in the Energy, Minerals, Oil and Gas. While the Ministerial Policy Statement (MPS) and Annual Report highlight the ministry's financial and physical performance, the Statistical Abstracts show statistics generated for the technical information, for the interest of the public and all stakeholders to get updates of the sector for a given year.

1.1 MANDATE

“To establish, promote the development, strategically manage and safeguard the rational and sustainable exploitation and utilization of energy and mineral resources for social and economic development”.

1.1.1 Vision

To be, “A model of excellence in sustainable management and utilization of energy and mineral resources”

1.1.2 Mission

“To ensure reliable, adequate and sustainable exploitation, management and utilization of energy and mineral resources in Uganda”

1.2 ROLE AND FUNCTIONS

- i) To provide policy guidance in the development and exploitation of the energy and mineral resources.
- ii) To create an enabling environment in order to attract investment in the development, provision, and utilization of energy and mineral resources.
- iii) To acquire, process and interpret technical data in order to establish the energy and mineral resource potential of the country.
- iv) To inspect, regulate, monitor and evaluate activities of private companies in energy and mineral sectors so that the resources are developed, exploited and used on a rational and sustainable basis.

1.3 GOALS

In order to contribute effectively to poverty reduction, the sector's policy goals are;

- i) To meet the Energy needs of Uganda's population for social and economic development in an environmentally sustainable manner.
- ii) To use the county's oil and gas resources to contribute to early achievement of poverty eradication and create lasting value to society.
- iii) To develop the mineral sector for it to contribute significantly to sustainable national economic and social growth.

1.4 MAIN PRIORITIES

In the medium term, the key priorities of the Ministry are;

- i) To increase electricity generation capacity and transmission network.
- ii) To increase access to modern energy services through rural electrification and renewable energy development.
- iii) To promote and monitor petroleum exploration and development in order to achieve national production.
- iv) To develop petroleum refining and pipeline transportation infrastructure
- v) To streamline petroleum supply and distribution; and
- vi) To promote and regulate mineral exploration, development, production and value addition.

1.5 OTHER IMPORTANT AREAS;

- i) To promote the efficient utilization of energy.
- ii) To promote free and fair competition in petroleum supply and marketing industry.
- iii) To monitor geo-tectonic disturbances and radioactive emissions.

2.0 ENERGY RESOURCES STATISTICS

2.1 Electric power

2.1.1 Installed capacity

The installed capacity in 2015 totalled to 924.9 MW out of which 759.4 MW were licensed across all energy sources. According to *figure 2.1*, large hydros accounted for 69% of installed capacity while thermal, co-generation and small hydro accounted for 15%, 9% and 7%, respectively (*see table 2.1 below for details*).

Table 2.1: Installed capacity by 2015

Generation Site	Operator	Fuel	Installed capacity	Licensed capacity	Year commissioned
			MW		
Large Hydro			635	635	
Bujagali	Bujagali Energy Ltd	Hydro	255	255	2012
Kiira	Eskom Uganda Ltd	Hydro	200	200	2000
Nalubaale	Eskom Uganda Ltd	Hydro	180	180	1954
Small Hydro			64.8	64.8	
Mpanga	Africa Energy Management Systems	Hydro	18	18	2011
Bugoye (Mubuku II)	Bugoye Hydro Ltd	Hydro	13	13	2009
Kasese Cobalt (Mubuku III)	Kasese Cobalt Company Ltd	Hydro	9.9	9.9	1998
Kabalega (Buseruka)	Hydromax Ltd	Hydro	9	9	2012
Ishasha (Kanungu)	Eco Power (Uganda) Ltd	Hydro	6.4	6.4	2011
Mubuku I (Kilembe Mines)	Tibet Hima Mining Company Ltd	Hydro	5	5	1950
¹ Nyagak I	² WENRECO	Hydro	3.5	3.5	2012
Co-Generation			88.5	44	
Kakira Sugar	Kakira Sugar Ltd	Bagasse	51	32	2007
Kinyara Sugar	Kinyara Sugar Works Ltd	Bagasse	14.5	5	2009
Kaliro Sugar	Sugar & Allied Industries Ltd	Bagasse	11.9	7	2014
³ Lugazi Sugar	Sugar Corporation of Uganda Ltd	Bagasse	9.5	0	2006
⁴ Mayuge Sugar	Mayuge Sugar Industries Ltd	Bagasse	1.6	0	2005
Thermal			135	14	
Tororo HFO	Electro-Maxx Ltd	HFO	86	7	2009
Namanve HFO	Jacobsen Uganda Power Plant Company Ltd.	HFO	49	7	2008
Hybrid			1.6	1.6	
Bukuzindu Hybrid ⁵	Kalangala Infrastructure Services Ltd	Solar and Diesel	1.6	1.6	2015
Total			924.9	759.4	

Source: Plant operators

¹ Off-grid generation

² West Nile Rural Electrification Company

³ All generated Power is used internally

⁴ All generated Power is used internally

⁵ Off-grid generation

Figure 2.1 is a piechart showing the status of installed generation capacity for power while figure 2.2 is a map showing operational power generation sites in 2015.

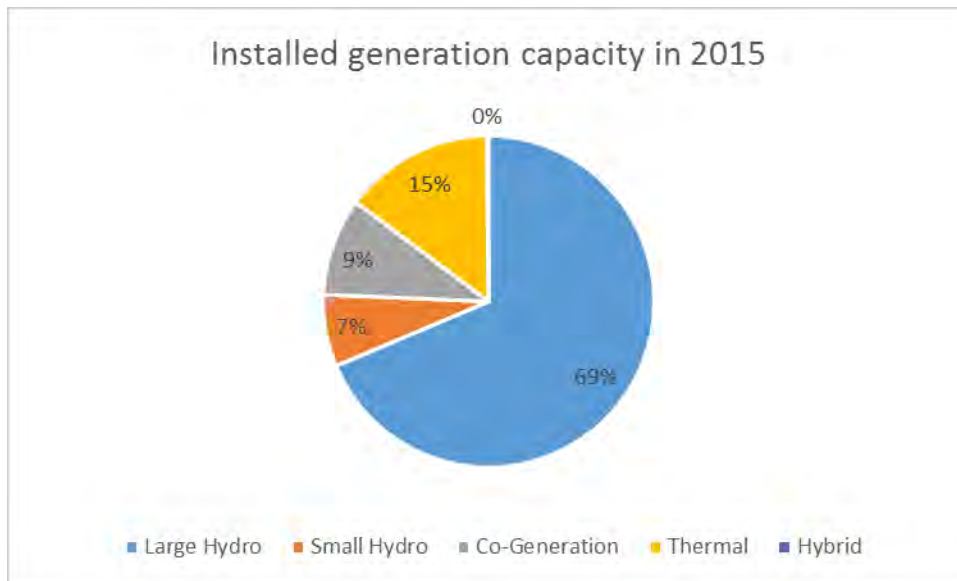


Figure 2.1: Status of installed generation capacity in 2015

Table 2.2: Installed Generation Capacity for the period 2006-2015 in MW

	2006	2007	2008	2009	2010	2011	2012	2013	2014	2015
Large Hydro	380	380	380	380	380	380	635	635	635	635
Small Hydro	15	15	15	28	28	52	65	65	65	65
Co-Generation	8	29	29	36	36	43	43	77	89	89
Thermal	50	50	149	235	235	235	185	135	135	135
Hybrid	0	0	0	0	0	0	0	0	0	2
Total Capacity	453	474	573	679	679	710	928	911	923	925

Source: Plant Operators

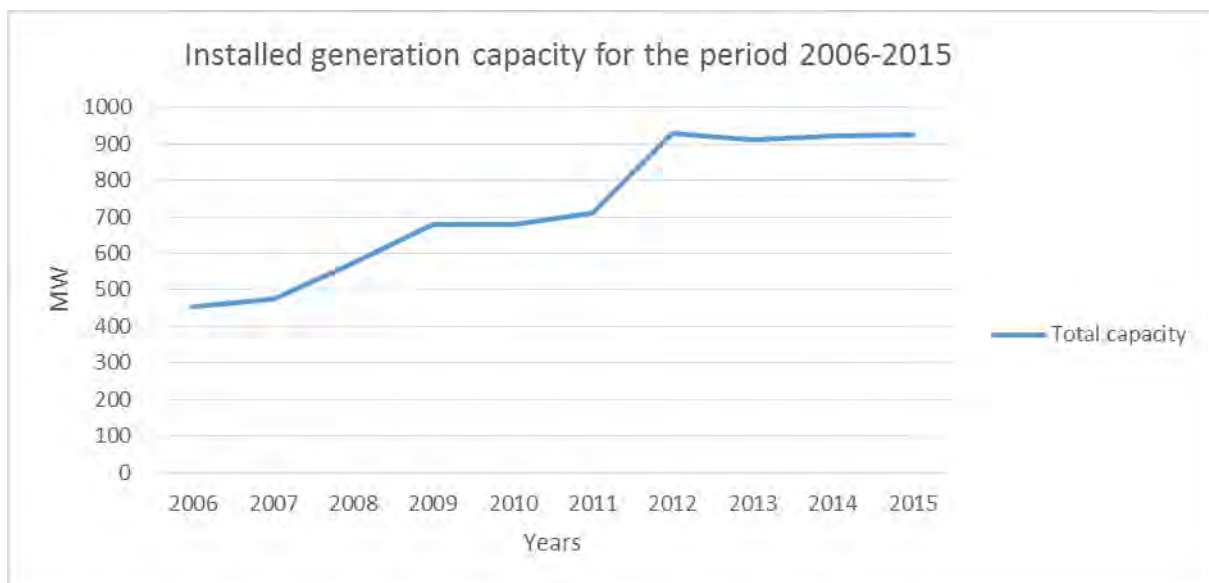
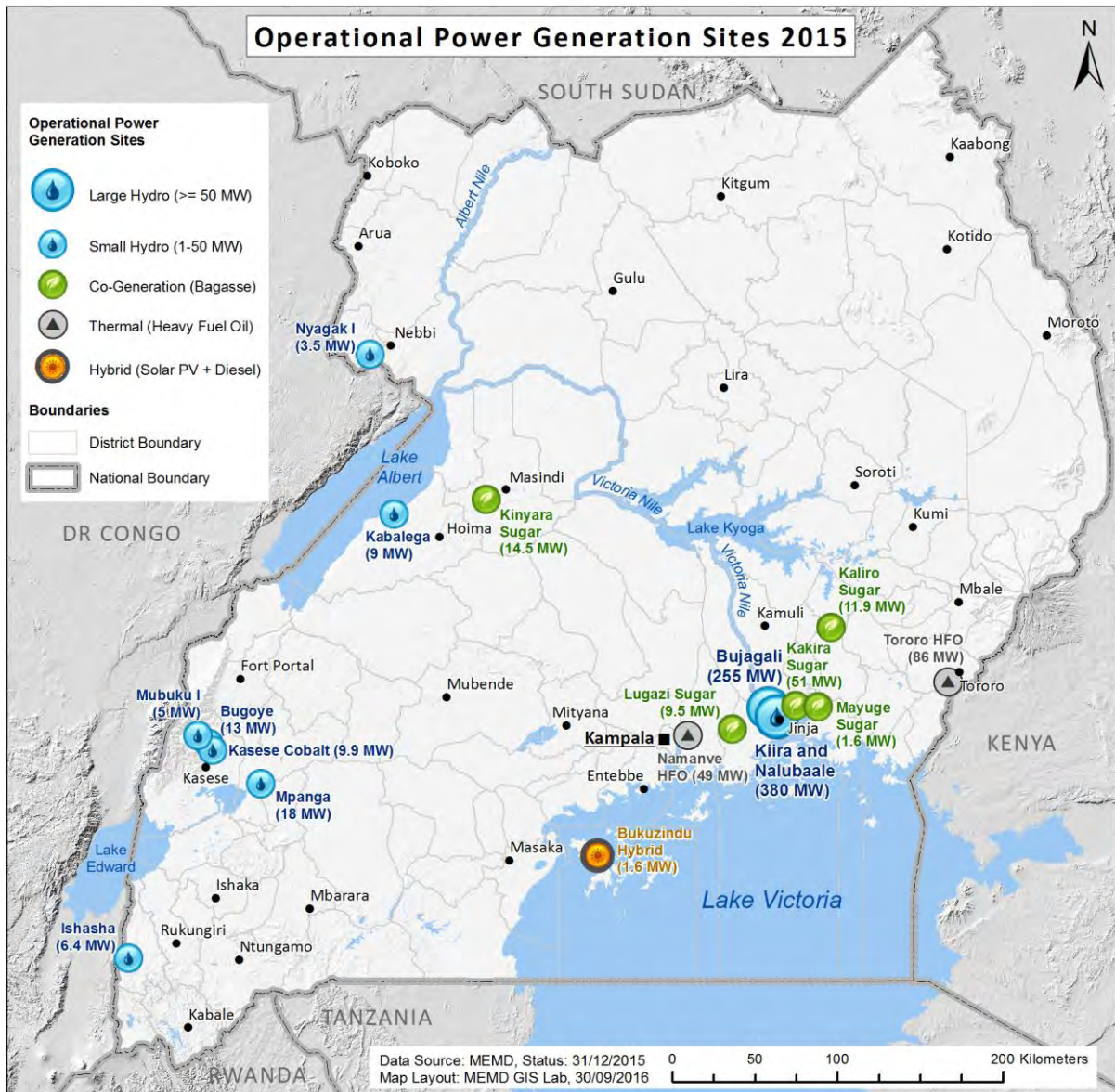


Figure 2.3: Installed generation capacity for the period 2006-2015

Figure 2.3 is a line chart showing the installed generation capacity over a period of ten years. The chart shows a positive trend that starts from approximately 450 MW in 2006 and peaks at slightly above 900 MW in 2015. A steep increase from 2011 to 2012 saw the installed generation capacity shoot up from 700 MW to slightly above 900 MW.



¹Figure 2.2: Map showing operational power generation sites in 2015.

¹ Large hydros are classified as plants with installed capacity greater than 50 MW while small hydro plants have installed capacity between 1 MW and 50 MW.

2.1.2 Power generation

Power generated by different power producers totalled to 3,513,352 MWh in 2015 with 79% from large hydro plants, 10% from co-generation, 9% from small hydro while 2% from thermal power plants (see figure 2.4). Table 2.3 shows details of power generation by plant.

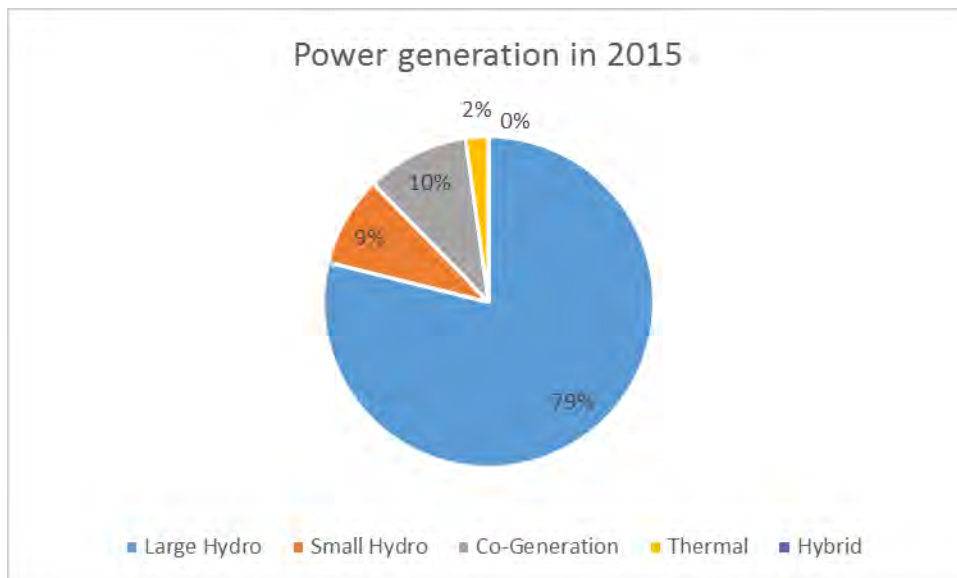


Figure 2.4: Power generation in 2015

Table 2.3: Power Generation (MWh) in 2015

Generation Site	Operator	Fuel	Generation	Sales	Internal Consumption	Generation Losses
Large Hydro			2,770,854	2,741,513	7,761	5,448
Bujagali	Bujagali Energy Limited	Hydro	1,467,484	1,456,673	5,749	5,448
Kiira	Eskom Uganda Limited	Hydro	460,000	456,170	1,054	Not reported
Nalubaale	Eskom Uganda Limited	Hydro	843,370	828,670	958	Not reported
Small Hydro			310,693	306,758	2,416	80
Mpanga	Africa Energy Management Systems	Hydro	76,300	76,720	5	0
Bugoye (Mubuku II)	Bugoye Hydro Limited	Hydro	77,193	77,193	0	0
Kasese Cobalt (Mubuku III)	Kasese Cobalt Company Limited	Hydro	63,893	61,820	2,073	Not reported
Kabalega (Buseruka)	Hydromax Limited	Hydro	33,052	30,821	288	80
Ishasha (Kanungu)	Eco Power (Uganda) Limited	Hydro	24,154	24,140	14	Not reported
Mubuku I (Kilembe Mines)	Tibet Hima Mining Company Limited	Hydro	24,689	24,689	Not reported	Not reported
¹ Nyagak I**	West Nile Rural Electrification Company	Hydro	11,412	11,376	36	Not reported
Co-Generation			353,393	172,356	109,622	23,485
Kakira Sugar	Kakira Sugar Limited	Bagasse	254,165	162,207	21,485	21,485
Kinyara Sugar	Kinyara Sugar Works Limited	Bagasse	53,328	9,090	44,237	Not reported
Kaliro Sugar	Sugar & Allied Industries Limited	Bagasse	Not reported	1,059	Not reported	Not reported
Lugazi Sugar***	Sugar Corporation of Uganda Limited	Bagasse	45,900	0	43,900	2,000
Mayuge Sugar***	Mayuge Sugar Industries Limited	Bagasse	Not reported	Not reported	Not reported	Not reported
Thermal			78,102	73,422	327	3,512
Tororo HFO	Electro-Maxx Limited	Heavy Fuel Oil	65,343	61,068	Not reported	3,470
Namanve HFO	Jacobsen Uganda Power Plant Company Ltd.	Heavy Fuel Oil	12,759	12,354	327	42
Hybrid			311	256	87	9
Bukuzindu Hybrid**	Kalangala Infrastructure Services Limited	Solar + Diesel	311	256	87	9
Total Electricity Generation			3,513,352	3,294,305	120,213	32,534

Source: Operators reported to MEMD 2016, Status: 31/12/2015

** Off-grid generation

*** All generated Power is used internally

¹ Off-grid generation

2.1.3 Transmission

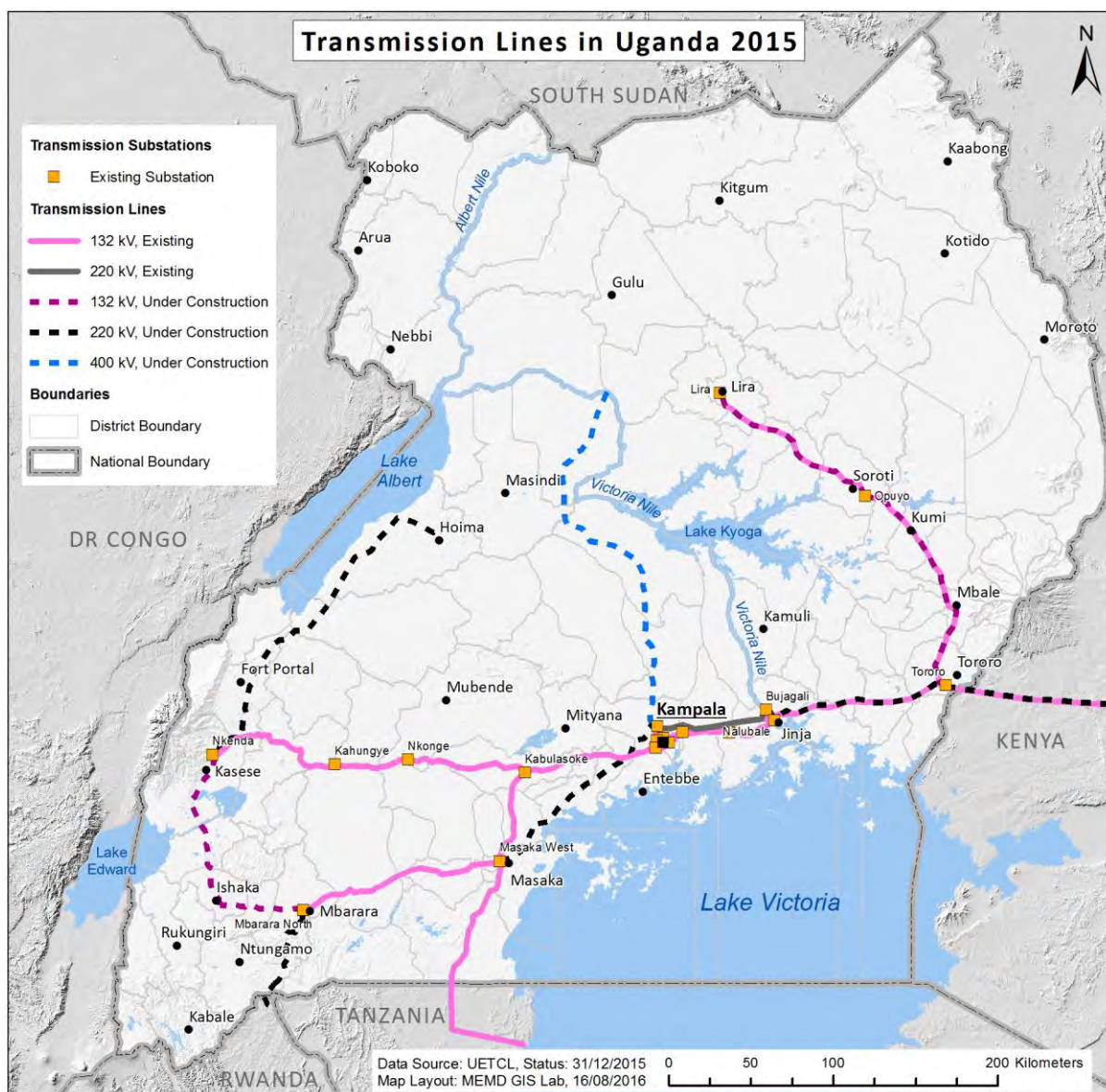


Figure 2.5: Transmission lines in Uganda in 2015

2.1.3.1 Transmission lines

Transmission route length by the end of 2015 totalled to 1,453 kilometres with 220kV lines stretching to 71 kms while 132 kv and 66 kv stretched to 1,352 kms and 30 kms respectively.

Table 2.4: Transmission Line Length in km

	2006	2007	2008	2009	2010	2011	2012	2013	2014	2015
66 kV Lines	30	30	30	30	30	30	30	30	30	30
132 kV Lines	1,323	1,326	1,326	1,326	1,326	1,334	1,352	1,352	1,352	1,352
220 kV Lines	0	0	0	0	0	0	71	71	71	71
Total Line Length	1,354	1,357	1,357	1,357	1,357	1,365	1,453	1,453	1,453	1,453

Source: UETCL GIS Database 2016

2.1.3.2 Transmission power purchases

Total power purchases by UETCL also reflect power generated by UEGCL and other Independent Power Producers (IPPs). For instance according to *table 2.5*, UETCL power purchases from all power producers totalled to approximately 3.348 million MWh. 82% of the power was purchased from large hydro producers. 14% was from embedded generators while imports and thermal generators each contributed 2%. *Figure 2.6* is a graphical illustration of power purchased from various power producers by UETCL.

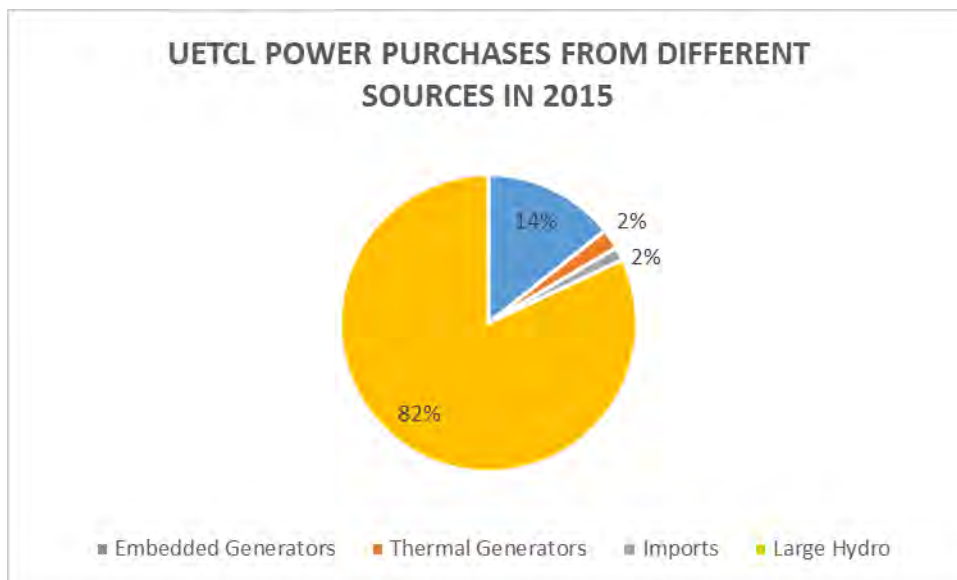


Figure 2.6: Proportion of UETCL power purchases from different sources

UETCL purchased most of the power from Bujagali and ESKOM. These two companies contributed 82% of total power purchased and acquiring the balance (18%) from other companies. Precisely, Bujagali contributed 43.5% while ESKOM 38.5% of total power purchased.

Table 2.5: UETCL total volumes purchased across all suppliers of electricity in MWh (2011-2015)

Year	Embedded Generators								Thermal Generators				Imports		Large Hydro		Total
	² KCCL	³ KML	Mpanga	Bugoye	Kinyara	Ishasha/Eco power	⁴ KSW	Kabalega	Jacobsen Namanve	Electro-maxx	⁵ IDA Aggreko Mutundwe	Aggreko Kiira	Kenya	Rwanda	Bujagali	Eskom	
2011	3,664	22,862	70,382	80,894	2,281	22,356	51,295.66	-	391,209	69,943	363,843	132,997	35,830	2,905	-	1,330,545	2,581,007
2012	4,616	22,644	63,554	77,164	8,782	44,146	85,313	-	148,698	70,023	56,572	-	31,516	3,059	966,129	1,274,637	2,856,853
2013	17,551	15,743	101,222	67,813	9,019	29,126	116,426	18,313	1,398	364	-	-	42,896	3,033	1,375,570	1,240,145	3,038,619
2014	64,642	23,189	87,076	87,076	10,332	22784	203,222	27473	85,505	52,428	-	-	29,012	3,684	1,365,750	1,195,537	3,257,710
2015	61,933	24,481	86,586	77,316	8,655	24,800	164,286	31,776	12,320	61,029	-	-	44,697	3,782	1,457,440	1,287,954	3,348,113
Total	32,450	171,342	235,158	308,144	27,326	95,628	476,316.66	18,313	1,392,973	223,167	1,363,976	1,256,991	263,722	18,886	2,341,699	8,973,093	17,199,185

Source: UETCL Business Statistics

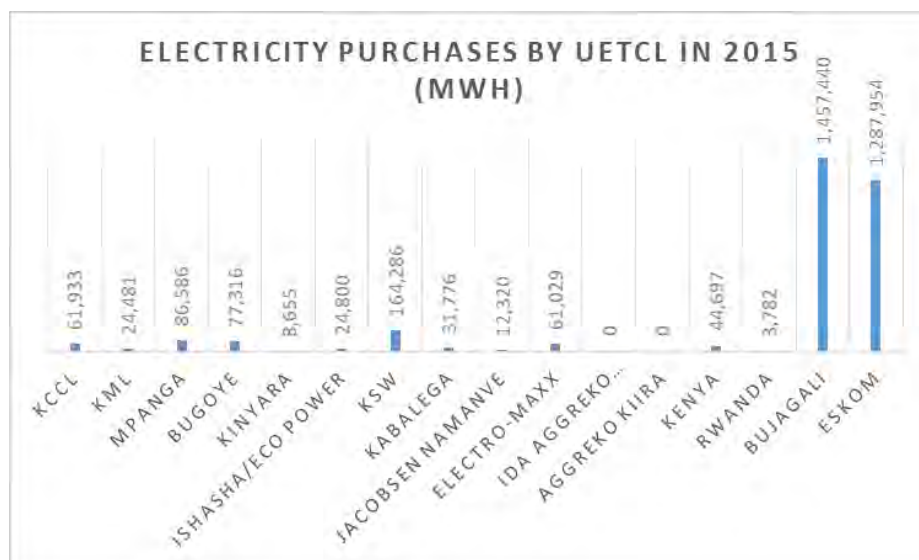


Figure 2.7: Electricity purchases by UETCL in 2015

¹ Thermal plants were at zero dispatch during quarters II and III for Jacobsen-Namanve and Electro-maxx

² Kasese Copper Cobalt Company Limited

³ Kilembe Mines Limited

⁴ Kakira Sugar Works

⁵ International Development Association

2.1.3.3 Transmission power sales

Electricity sales by UETCL amounted to 3.22 million MWh, implying a loss of 128,074 MWh between power purchases and sales. In comparison to 2014, these sales increased by 5.4%. The company had a 28.9% increase in sales over a five-year period (2011-2015). Most of the sales amounting to 94.8% of total sales in 2015 were to umeme limited.

Table 2.6: UETCL Electricity Sales in MWh (2011-2015)

Year	Umeme	¹ KPLC	² TANESCO	³ DRC	RWANDA	Ferdsult Kihiihi/Kibaale	Bundibugyo Co - operative Society	⁴ UEDCL	Kilembe Investment Ltd	Pader Abim Co-operative Society	Total
Energy Sales (MWh)											
2011	2,392,930	33,363	51,007	1,747	2,760	9,721	1,136	-	4,564	984	2,498,212
2012	2,619,291	37,944	57,145	2,408	1,835	16,638	1,386	-	6,252	1,248	2,744,147
2013	2,799,514	47,766	54,443	2,106	1,459	21,207	1,743	2,076	2,660	1,462	2,934,436
2014	2,893,946	107,057	12,983	2,438	2,586	22,380	1,883	5,566	3,715	1,760	3,054,314
2015	3,052,165	55,720	61,402	2,266	2,692	26815	2221	8,476	4,590	2186	3,220,039

Source: UETCL Business Statistics

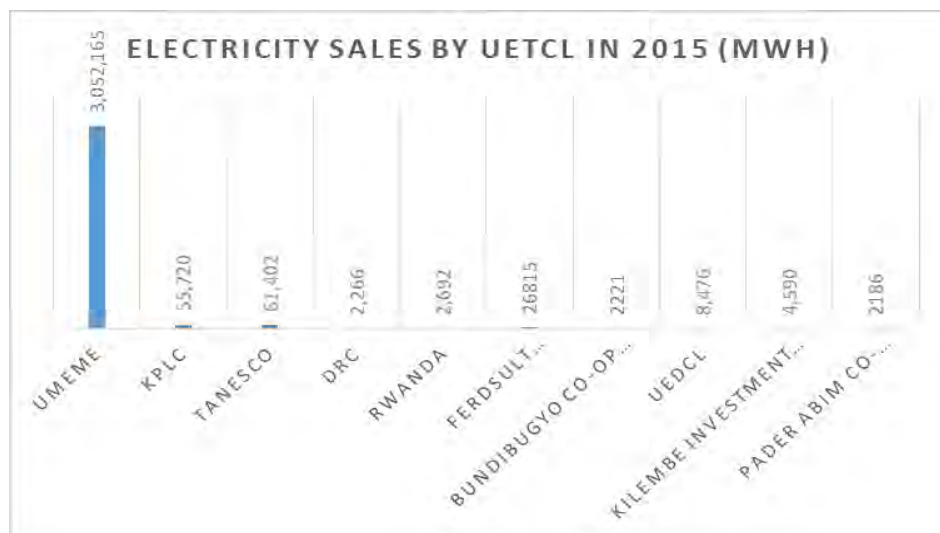


Figure 2.8: Electricity sales by UETCL in 2015

¹ Kenya Power and Lighting Company

² Tanzania Electricity Supply Company

³ Democratic Republic of Congo

⁴ Uganda Electricity Distribution Company Limited

Figures 2.7 and 2.8 show how Bujagali and Eskom dominated UETCL power purchases while umeme limited dominated the sales.

2.1.3.4 Transmission power losses

Table 2.7: Transmission Power Losses in MWh (2011-2015)

Year	Purchases	Sales	Losses	Losses %
2011	2,581,007	2,498,212	82,795	-
2012	2,856,853	2,744,147	112,706	3.95%
2013	3,038,619	2,934,436	104,183	-3.43%
2014	3,255,418	3,098,353	157,065	4.82%
2015	3,348,113	3,220,625	127,488	-3.81%

Note: Figures are average transmission grid losses; they don't include losses in the distribution system

As expected, sales were lower than purchases. The difference is a loss. Figure 2.9 is a bargraph showing transmission power losses from 2011 to 2015. Transmission losses in 2015 totalled to 127,488 MWh. This was a fall of 3.81% in comparison to the 2014 losses incurred. Generally transmission losses increased by 54% from 2011 to 2015.



Figure 2.9: Transmission power losses (2011-2015)

2.1.4 Distribution

Since umeme limited is the biggest single buyer of power from UETCL, with power purchases worth 94.8%, it automatically becomes the main distributor of power in Uganda.

2.1.4.1 Umeme power purchases

Umeme power purchases from UETCL are categorised into peak, shoulder and off-peak with 50% of total purchases in 2015 done during shoulder hours of the day (see figure 2.10 for details).

Table 2.8: Umeme annual power purchases in MWh by time of the day (2011-2015)

Year	Peak	Shoulder	Off-peak	Total	% change
2011	669,038	1,214,906	503,479	2,387,423	-
2012	759,179	1,318,260	547,377	2,624,816	9.94%
2013	817,656	1,397,733	581,036	2,796,425	6.54%
2014	848,864	1,442,061	607,917	2,898,842	3.66%
2015	869,706	1,536,260	645,178	3,051,144	5.25%

Note: See appendix 1.5 for detailed electricity purchases by all distribution companies in Uganda

A further analysis of these purchases indicates that they increased by 5.3% between 2014 and 2015 and 27.8% between 2011 and 2015. These purchases followed an incremental trend between 2011 and 2015 as shown in figure 2.10 below.

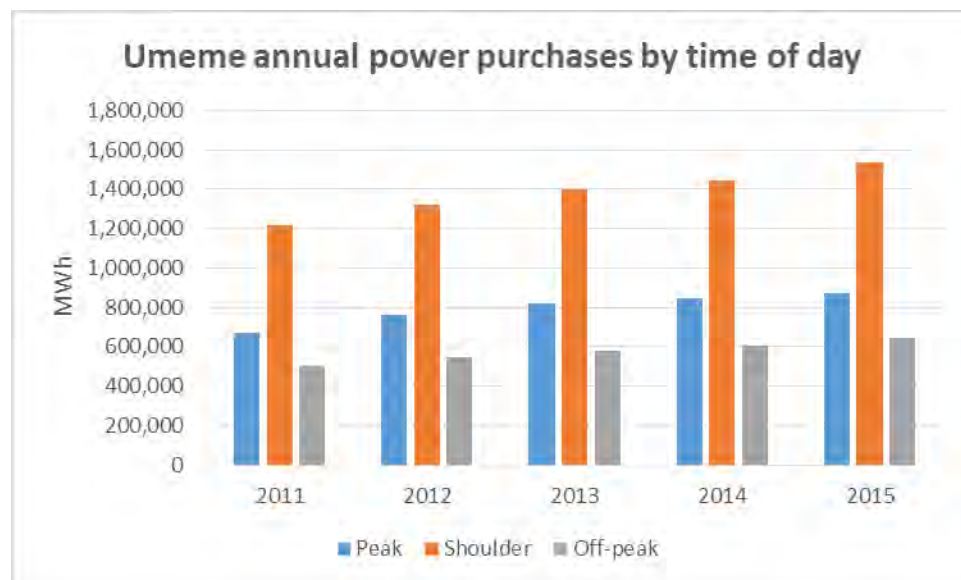


Figure 2.10: Umeme annual power purchases for the period 2011-2015

2.1.4.2 Umeme power sales

Umeme sales are categorised into domestic, commercial, medium industries, large industries and streetlights.

Table 2.9: Umeme annual power sales in MWh (2011-2015)

Year	Domestic	Commercial	Medium industries	Large industries	Streetlights	Total	% Change
2011	397,415	213,582	260,214	859,344	1,448	1,732,003	-
2012	469,453	216,036	341,707	909,465	1,346	1,938,007	11.90%
2013	476,126	255,407	378,338	980,144	1,809	2,091,824	7.94%
2014	540,865	283,718	390,020	1,060,062	1,879	2,274,544	8.73%
2015	570,216	309,807	406,119	1,169,691	1,559	2,457,391	8.04%

Note: See appendix 1.6 for energy sales by other distributors

Umeme power sales to various users in 2015 totalled to 2.457 million MWh, an increment of 8.04% since 2014. Like purchases, the company's sales also followed a positive trend from 2011 to 2015, with an overall increase of 41.9% in the five-year period.

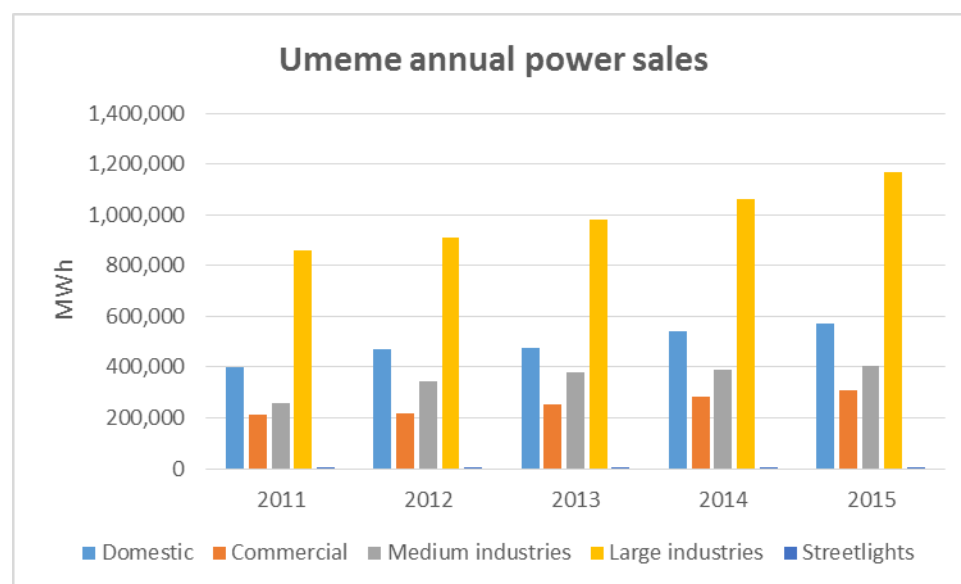


Figure 2.11: Umeme annual power sales for the period 2011-2015

2.1.4.3 Umeme power losses

Power losses are not only limited to the transmission system, they too exist in the distribution system. Umeme, the biggest power distributor in the country, incurred losses worth 593,753 MWh in 2015. This is equivalent to 19.5% of total power bought by the company.

Table 2.10: Umeme Power losses in MWh (2011-2015)

Year	Purchases	Sales	Losses	Losses %
2011	2,387,423	1,732,003	655,420	27.5%
2012	2,624,816	1,938,007	686,809	26.2%
2013	2,796,425	2,091,824	704,601	25.2%
2014	2,898,842	2,274,544	624,298	21.5%
2015	3,051,144	2,457,391	593,753	19.5%

Note: See appendices 1.7 and 1.8 for all distribution power losses

Figure 2.12 is a graphical presentation of power losses incurred by umeme from 2011 to 2015.

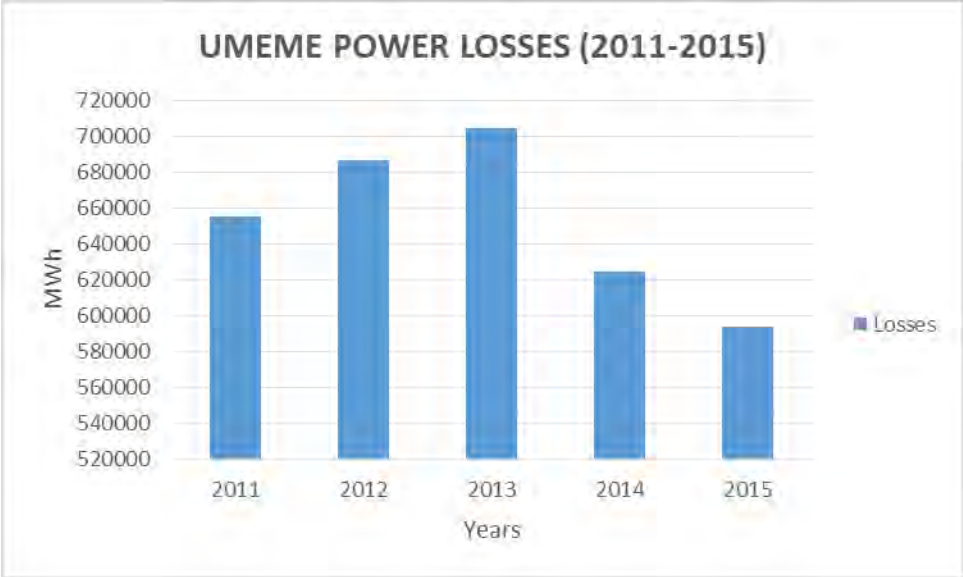


Figure 2.12: Umeme power losses for the period 2011-2015

2.2 Atomic Energy Statistics

2.2.1 Licences and permits issued by Atomic Energy Council (AEC) in 2015

A total of 188 licences were issued by the AEC to various industrial players in 2015. Among these, 147 licences were for medical facilities while 41 were for industrial facilities. 78.7% of total issued licences were possess and use radiation sources.

Table 2.11: Licences and permits issued by AEC in 2015

No.	Type of Licence	Quantity		
		Medical facilities	Industrial facilities	Total
1	Possess and Use Radiation sources	133	15	148
2	Export radiation sources	01	01	02
3	Transport radiation sources	02	15	17
4	Import radiation generators	07	09	16
5	Sell radiation generators	02	01	03
6	Transfer radiation generators	02	00	02
	Grand Total	147	41	188

2.2.2 Annual licenses issued by AEC from 2011 to 2015

According to the table below, the *Possess and Use radiation sources license* marked highest in 2015 with 148 out of total number of licences issued out in the year.

Table 2.12: Licenced facilities by Atomic Energy Council (2011-2015)

Type of Licence/Permit	2011	2012	2013	2014	2015	Total
License to Possess and Use radiation sources	02	55	53	78	148	336
Permit to Transport radiation sources	04	10	16	19	17	66
Permit to Import radiation sources	04	15	16	15	16	66
Permit to Export radiation sources	01	00	07	12	02	22
Permit to Sell/Hire radiation sources	00	02	02	03	03	10
Total	12	82	94	127	186	500

2.2.3 Inspections

Inspections conducted by the AEC totalled to 192, with 168 and 24 medical facilities and industrial facilities inspected, respectively. The central region had the highest number of inspections carried out (116) followed by western (31), Northern (31) and finally Eastern (14).

Table 2.13: Inspections conducted in 2015

Regions in Uganda	Medical facilities	Industrial facilities	Total
Central	98	18	116
Eastern	13	1	14
Western	26	5	31
Northern	31	0	31
Total	168	24	192

The figure below is a graphical representation of inspections conducted by the Atomic Energy Council in 2015.

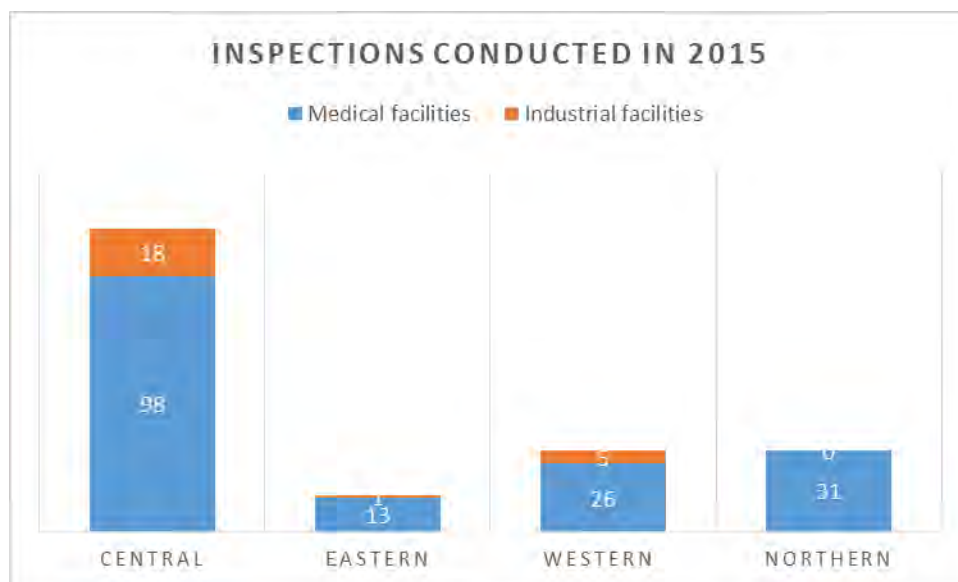


Figure 2.13: Inspections conducted by AEC in 2015

Table 2.14 shows the number of facilities that have been inspected by AEC from 2011 to 2015. Inspections from 2011 to 2015 increased from 10 in 2011 to 184 in 2015.

Table 2.14: Inspected facilities by AEC from 2010 to 2015

Type of practice	2011	2012	2013	2014	2015	Total
Medical facilities	08	11	81	137	168	405
Industrial facilities	02	04	11	18	16	51
Total	10	15	100	155	184	456

3.0 PETROLEUM SUPPLIES AND DISTRIBUTION STATISTICS

3.1 Petroleum imports

3.1.1 Monthly Petroleum Imports

The petroleum import trend for 2015 was fairly stable with maximum import figures recorded in July (157,968,041 litres) and minimum figures imported in June (135,335,958 litres). The average monthly import figure for the whole year was 146,899,308 litres.

Table 3.1: Monthly petroleum imports in litres

Month	Petrol	Kerosene	Diesel	JET A1	TOTAL
Jan-15	62,861,161	5,694,901	66,189,215	11,134,936	145,880,213
Feb-15	62,397,963	4,773,857	67,609,557	12,224,022	147,005,399
Mar-15	57,682,941	6,683,105	65,276,933	13,212,475	142,855,454
Apr-15	59,581,798	4,781,007	63,518,126	10,995,541	138,876,472
May-15	70,029,203	4,306,910	66,596,732	14,449,242	155,382,087
Jun-15	56,755,371	4,124,082	64,890,742	9,565,763	135,335,958
Jul-15	66,681,441	4,139,586	73,145,508	14,001,506	157,968,041
Aug-15	59,464,255	6,525,498	70,801,882	14,315,251	151,106,886
Sep-15	57,880,173	5,337,909	61,889,731	10,685,497	135,793,310
Oct-15	67,842,563	4,480,715	69,206,914	8,428,220	149,958,412
Nov-15	62,331,954	5,374,968	72,543,376	13,417,770	153,668,068
Dec-15	70,889,100	4,123,155	66,103,651	7,845,489	148,961,395
TOTAL	754,397,923	60,345,693	807,772,367	140,275,712	1,762,791,695

See appendix 2.1 for monthly import bill and Government revenue

In table 3.1, it is noticeable that although import totals were lowest in June, this was later compensated in July where the highest import volumes of 157,968,041 litres were recorded. The import volumes were also low in September but recovered with a reasonably higher than average imports in October and November. The inconsistency in the import volumes is usually due to delays in transporting the petroleum product from the coast to Uganda.

Figure 3.1 is a stacked bar graph for monthly petroleum imports for the year 2015. July had the peak imports, followed by May and November while June and September had the least imports.

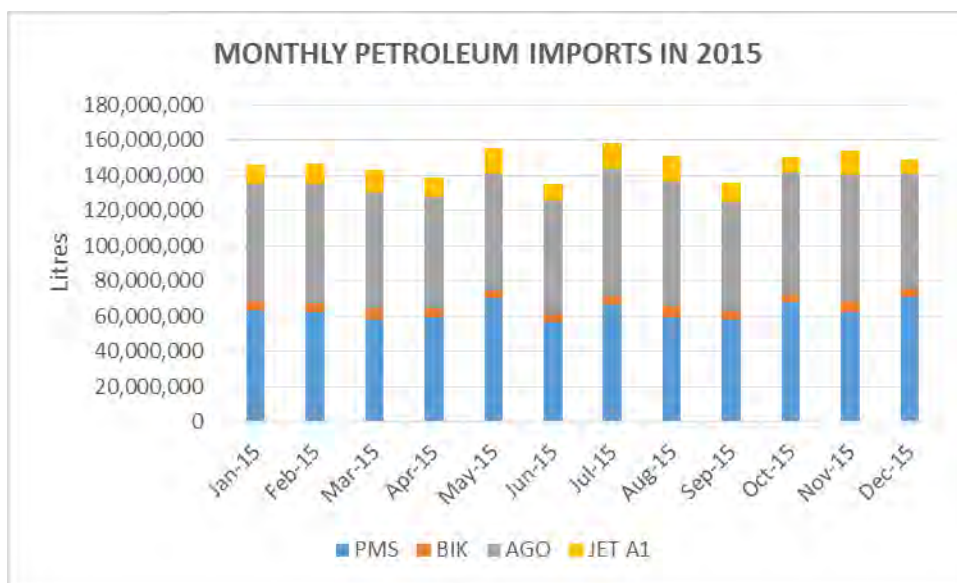


Figure 3.1: Monthly petroleum imports in 2015

3.1.2 Annual Petroleum Imports

Petroleum imports totalled to 1.76 billion litres in 2015. This was slightly more than the 2014 imports by 324 million litres. In a five-year analysis, petroleum imports rose by 35% from 2011 to 2015.

Table 3.2: Annual Petroleum Imports In Litres (2011-2015)

Year	Petrol	Kerosene	Diesel	Total
2011	478,713,491	74,530,980	749,647,571	1,302,892,042
2012	503,709,826	74,935,910	648,337,898	1,226,983,634
2013	567,898,845	73,308,579	672,142,799	1,313,350,223
2014	644,265,185	67,164,898	727,417,159	1,438,847,242
2015	754,397,923	60,345,693	807,772,367	1,762,791,695

Petrol and diesel imports rose by 57.6% and 7.8% respectively while kerosene imports fell by 19% from 2011 to 2015 as shown in *table 3.2*. These five-year trends for petrol, kerosene and diesel are well illustrated in *figure 3.2*.

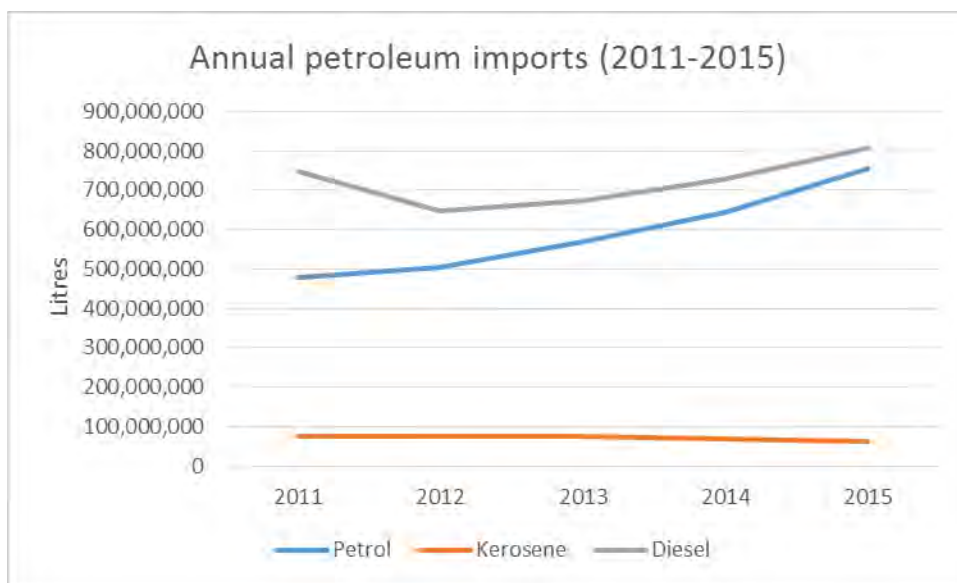


Figure 3.2: Annual petroleum imports for the period 2011-2015

3.2 Petroleum Sales

Table 3.3 shows all petroleum products sold from 2011 to 2015 in thousand cubic meters. Diesel and Petrol sales contributed 45% and 41.6% to total sales of petroleum products in 2015, respectively. The remaining products (that is, kerosene, aviation fuels, fuel oil, ¹LPG, Bitumen, and Lubricants) contributed 13.4% to total sales.

Table 3.3: Annual Sales of Petroleum Products in cubic metres (2011-2015)

PRODUCTS	2011	2012	2013	2014	2015
Petrol	369,190.9	491,127.6	488,572.0	552,576.4	663,649.8
Kerosene	81,218.5	79,150.5	59,943.9	57,690.3	49,117.1
Diesel	658,166.0	632,070.2	602,859.9	643,131.80	718,831.9
Aviation Fuels	122,605.4	135,829.4	136,029.0	151,012.90	102,480.6
Fuel Oil	48,042.5	50,829.4	37,803.6	32,171.00	29,265.7
LPG	9,812.9	11,624.5	12,153.1	11,889.00	11,906.0
Bitumen	436.9	749.4	185.1	0	2,987.0
Lubricants/Gr.	10,202.3	10,126.9	11,030.2	12,537.60	18,092.0
² IDO	0.0	0.0	0.0	0	0.0
Others (Chms etc)	20.4	14.6	41.4	65.1	107.0
Total	1,299,695.80	1,411,522.50	1,348,618.20	1,461,074.10	1,596,437.0
Annual % change	-	8.6	-4.5	8.3	9.3

See appendix 2.2 for monthly sales of petroleum products

¹ LPG is Liquefied Petroleum Gas

² IDO is Industrial Diesel Oil. This is a blend of diesel and heavy fuel oil and is mainly used for heating, generating power and water/steam boilers in small industrial and hospital applications.

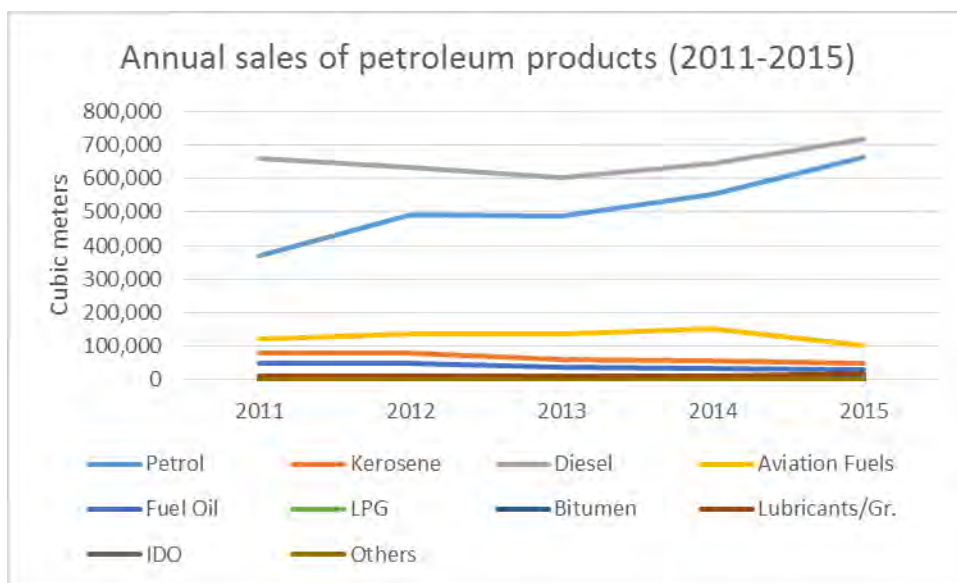


Figure 3.3: Annual sales of petroleum products by type for the period 2011-2015

Figure 3.3 is a line graph showing annual percentage change in sales of petroleum products. The trend starts by increasing from 2011 to 2012 then drops to negatives in 2013 before increasing in both 2014 and 2015.

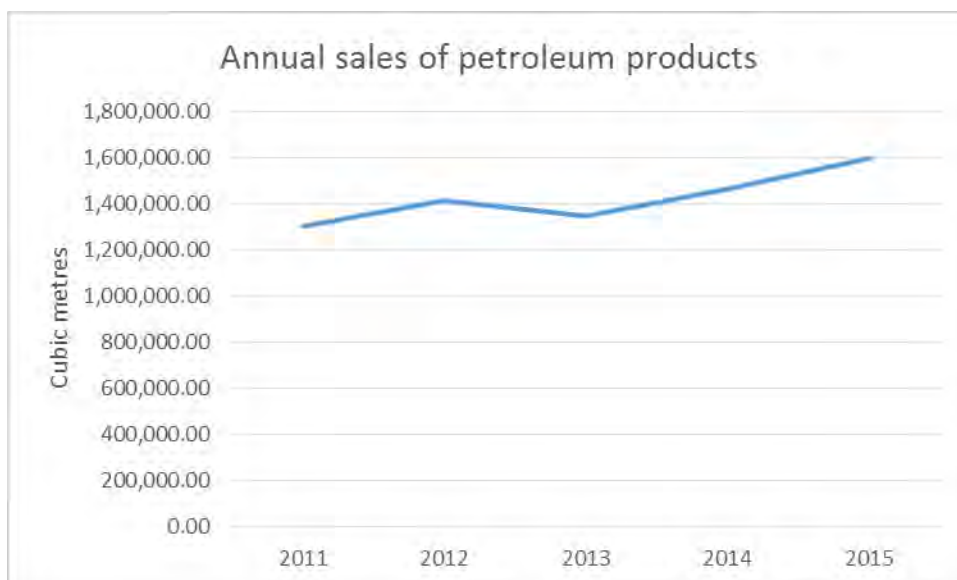


Figure 3.4: Trendline for annual sales of petroleum products for the period 2011-2015

3.3 Prices of petroleum products

3.3.1 Crude oil prices in US\$

International prices for crude oil were at their highest of the year during the months of May and June with US\$ 59.64 and US\$ 59.83 respectively. This was very short-lived as they reduced rapidly to 42.05 in August.

Within the last quarter of 2015, Brent prices hit their lowest of US\$ 37 per barrel since 2008. This reduction in the last quarter of the calendar year 2015 was in anticipation of a reduction in global crude oil production. The trend however did not last long and soon oil prices began to decline.

Table 3.4: Prices of crude oil in US\$ per barrel

	¹ OPEC in US\$	Nymex (² WTI)in US\$	Brent (³ ICE) in US \$
Jan-15	47.42	49.74	47.11
Feb-15	50.64	58.16	54.79
Mar-15	47.64	57.03	52.83
Apr-15	53.98	60.65	57.54
May-15	59.64	66.24	62.51
Jun-15	59.83	64.93	61.31
Jul-15	52.53	57.66	54.34
Aug-15	42.05	46.96	45.69
Sep-15	45.56	48.64	46.28
Oct-15	45.86	48.87	46.96
Nov-15	40.47	46.48	43.11
Dec-15	31.63	37.35	36.57

By the second week of December, the prices of both benchmarks had fallen below US\$40 per barrel following OPEC's decision not to cut production. The market was characterised by abundant supply and reluctantly weak demand. Figure 3.4 illustrates average monthly crude prices for 2015.

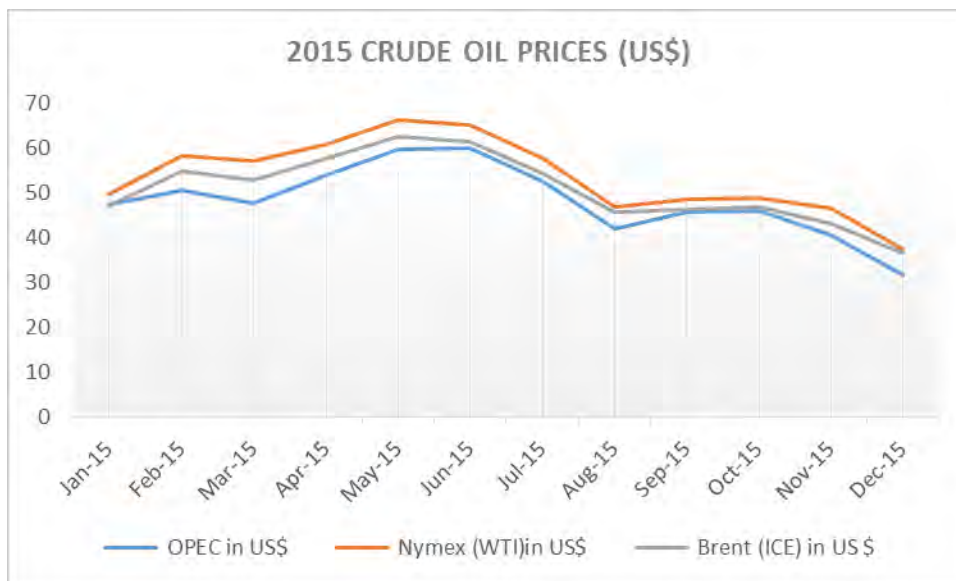


Figure 3.5: Crude oil prices in 2015

¹ Organisation of the Petroleum Exporting Countries (OPEC).

² West Texas Intermediate (WTI), also known as Texas light sweet, is a grade of crude oil used as a benchmark in oil pricing.

³

3.3.2 International refined product prices

Monthly international refined product prices averaged at \$165.85 per ton, \$167.95 per ton and \$501.41 per ton for Nymex Gasoline, Nymex Heating oil and IPE Gas Oil, respectively in 2015. Nymex Gasoline, Nymex Heating Oil and IPE Gas Oil recorded their highest refined product prices of \$204.8 per ton, \$198.18 per ton and \$605.37 per ton in June, May and May respectively. Generally, throughout the year the international refined product prices fluctuated in 2015.

Table 3.5: Monthly International refined product prices in US\$

Date	Nymex Gasoline	Nymex Heating Oil	IPE Gas Oil
Jan-15	134.07	166.86	481.37
Feb-15	158.87	191.90	555.08
Mar-15	182.83	179.08	541.26
Apr-15	187.94	182.63	557.10
May-15	203.13	198.18	605.37
Jun-15	204.80	193.78	595.06
Jul-15	195.13	171.20	529.96
Aug-15	156.96	150.36	460.88
Sep-15	138.15	153.58	468.87
Oct-15	133.61	149.67	461.25
Nov-15	134.59	151.32	441.60
Dec - 15	160.06	126.83	319.15
Annual Average Price	165.85	167.94	501.41

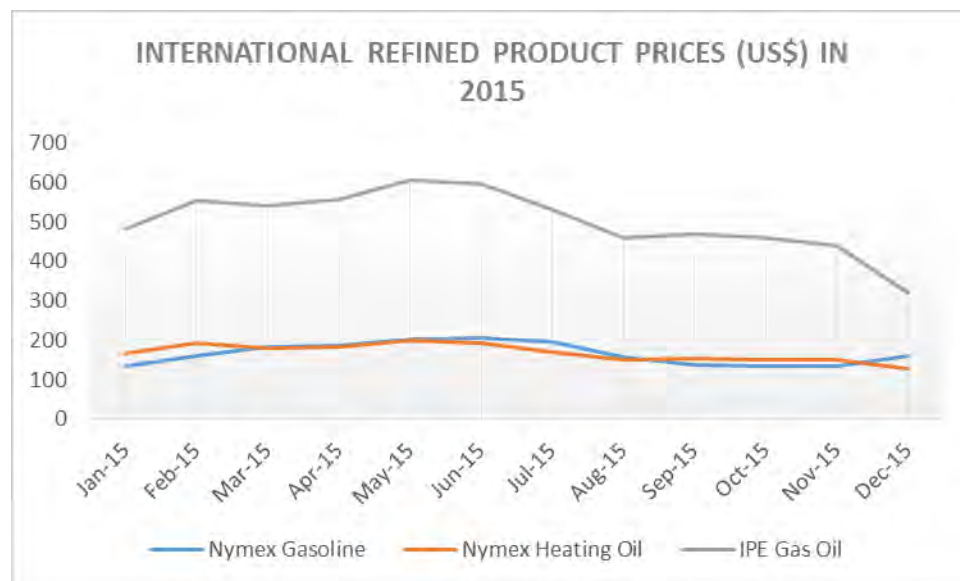


Figure 3.6: International refined petroleum product prices in 2015

3.3.3 Petroleum local pump prices in 2015

Petroleum pump prices for calendar year 2015 in Uganda were fairly stable with averages of 3,597; 2,600; and 2,706 for PMS, BIK and AGO respectively. The prices fluctuated within a range of 250, 397 and 465 for petrol, Kerosene and Diesel.

The highest prices of the year were recorded in January with Petrol, Kerosene and Gas oil at UGX 3,700, 2,800 and 3,200, respectively. The lowest prices were in September and October because of the very high petroleum product volumes that had been imported in the previous months. The low international price for crude also had a hand in the reduction of the prices in December 2015 as well, although this was still undermined by the persistent high exchange rate that was still recovering.

Table 3.6: Petroleum product prices per litre (UShs)

Month	Petrol	Kerosene	Gas Oil
Jan	3,700	2,800	3,200
Feb	3,600	2,700	3,050
Mar	3,550	2,850	3,050
Apr	3,450	2,650	2,800
May	3,650	2,650	2,950
Jun	3,463	2,453	2,807
Jul	3,641	2,523	2,941
Aug	3,573	2,523	2,844
Sep	3,605	2,514	2,837
Oct	3,695	2,514	2,849
Nov	3,695	2,514	2,809
Dec	3,541	2,514	2,735

See appendix 2.3 for regional comparisons of fuel pump prices (per litre) of petrol and diesel

The figure below is a line graph showing the monthly trend for local pump prices of petrol, kerosene and gas oil in 2015. From the graph, petrol had the highest prices followed by gas oil and kerosene.

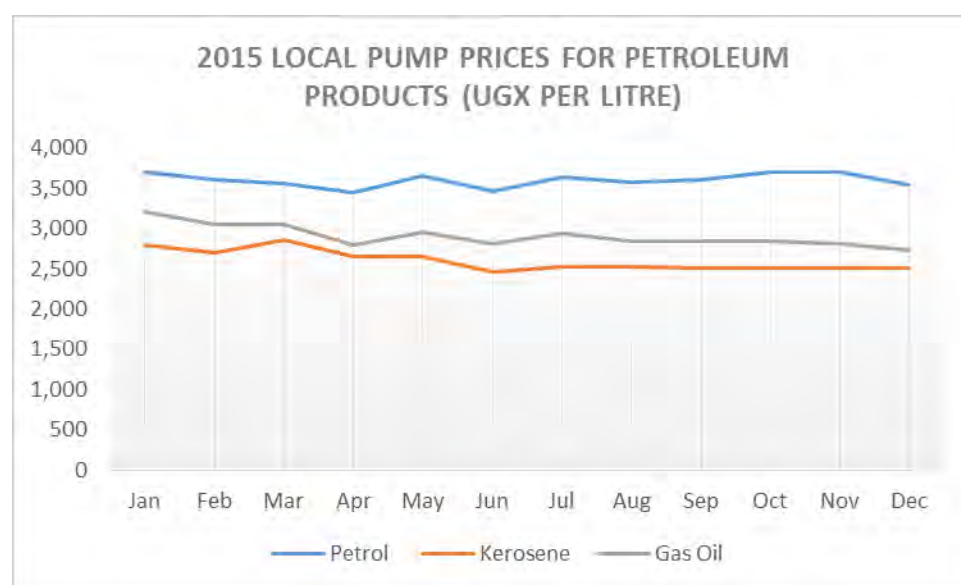


Figure 3.7: Monthly local pump prices for petroleum products in 2015

4.0 PETROLEUM EXPLORATION AND PRODUCTION STATISTICS

4.1 Investments in the Sector

USD 171,909,000 were invested into Uganda's oil and gas activities as seen in *table 4.1*. Investment comparisons made with 2015 and 2016 projection show a significant divergence between the actual 2015 expenditure and the 2016 projection. This is believed to be associated with the oil price decline which had a lot to do with the scaling down of operations.

Table 4.1: Aggregated investments in the sub-sector from 2014 to 2016 projection

YEAR/EA	2014	2015	2016 Projection
¹ EA1 & EA 1A) - Tullow/Total/CNOOC	147,168,000	47,261,000	72,000,000
EA2 - Tullow/Total/CNOOC	135,570,000	49,844,000	55,000,000
EA3A - Tullow Oil/Total/CNOOC	130,033,716	74,804,000	63,000,000
Total per year in USD	412,771,716	171,909,000	190,000,000

By the end of 2015, a cumulative total of USD 2,954,373,663 had been invested in the sub-sector from the oil company activities (*figure 4.1*).

Table 4.2: Investments in the oil and gas sub-sector from 1998 to 2015

Years	Investment	Cummulative investment
1998	3.02	3.02
1999	0.21	3.23
2000	0.25	3.48
2001	4.12	7.60
2002	5.00	12.60
2003	15.11	27.71
2004	19.99	47.71
2005	12.04	59.75
2006	45.99	105.74
2007	126.02	231.76
2008	277.90	509.67
2009	265.92	775.59
2010	298.53	1,074.12
2011	319.46	1,393.59
2012	432.53	1,826.11
2013	543.58	2,369.69
2014	412.77	2,782.46
2015	171.91	2,954.37

¹ Exploration Area

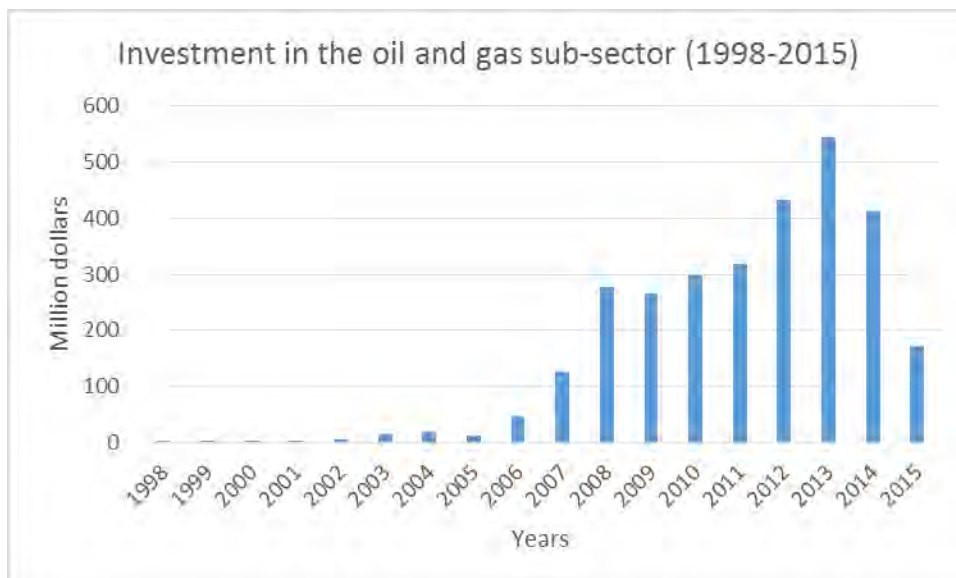


Figure 4.1: Investment in the oil and gas sub-sector

4.2 Non Tax Revenue (NTR)

The department generated non-tax revenues amounting to USD 2,616,989 in 2015 from training fees, ground rental fee, surface rental fees, signature bonuses, permit fees, sale of data, license fees among others. Table 4.3 summarizes the non -tax revenues received from oil companies per year since 2013.

Table 4.3: Non-tax revenues generated from oil companies between 2002 and 2015

YEARS	Non Tax Revenue ('000 US\$)	Cummulative NTR ('000 US\$)
2002	128	128
2003	62	190
2004	800	990
2005	491	1,481
2006	355	1,836
2007	657	2,493
2008	406	2,899
2009	783	3,682
2010	733	4,415
2011	1,221	5,636
2012	329	5,965
2013	2,863	8,828
2014	825,6	17,084
2015	2,617	19,701

See appendix 3.12 for detailed non tax revenue generated from upstream petroleum activities

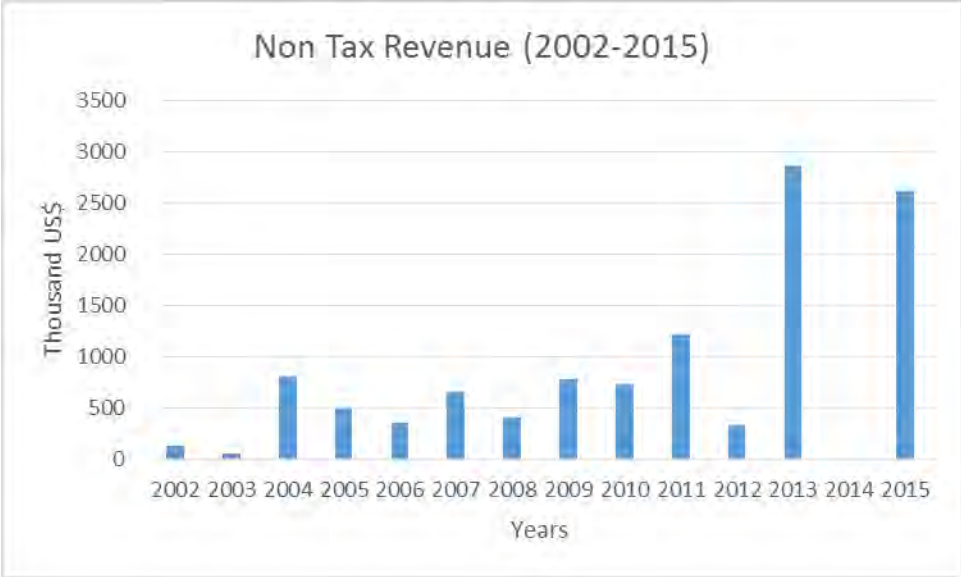


Figure 4.2: Non tax revenue generated from oil companies for the period 2002-2015

5.0 MINERAL STATISTICS

5.1 Mineral Licensing

The following licenses were granted during the calendar year 2015. The licenses include those granted during the period and those that were still valid over the period. Noticeable is the fact that we received an overwhelming number of applications for Prospecting and exploration Licenses as a direct result of the interpreted airborne geophysical data undertaken during SMMRP and the implementation of the Mining Cadastre. Subsequently, a total of 818 were operational during the year; these included 153 Prospecting Licenses (PLs), 499 Exploration License (ELs), 43 Location Licenses (LLs), 39 Mining Leases (MLs) and 81 Mineral Dealers Licenses (MDLs). However, 2 exploration Licenses were revoked for non-compliance with the Mining Act.

Table 5.1: Mineral Licensing Status January – December, 2015

Type of License	Status as at 01/01/2015	Granted	Renewed	Expired	Revoked	Status as at 31/12/2015
Prospecting	179	140	N/A	175	0	153
Exploration License	487	136	39	155	2	499
Retention License	3	0	0	0	0	3
Location	43	19	5	22	0	43
Mining Leases	36	3	0	0	0	39
Mineral Dealers*	0	81	N/A	0	0	81
Total	748	379	44	352	2	818

**License expires on the 31st day of December of the year of issue*

See appendix 4.3 for a detailed list of licensed mineral dealers in 2015

5.2 Mineral production

Minerals produced in 2015 amounted to UGX 171 billion, slightly higher than the UGX 168 billion worth of minerals produced in 2014. In these two years under comparison, limestone was the most produced mineral occupying 81.8% and 77.7% of total mineral production in 2015 and 2014 respectively. This was followed by Pozollana and other minerals as detailed in *table 5.2*.

Table 5.2: Mineral production for 2015

Mineral	Average Price per Tonne in 10 ³ UGX, 2012	Production in Tonnes 2015				Quantity in Tonnes		Average Value in 10 ³ UGX	
		Jan -Mar	April-June	July-Sept	Oct- Dec	CY2014	CY2015	CY 2014	CY 2015
		Q1	Q2	Q3	Q4				
Limestone	120	302702.1	250553.9400	36313.56	277172	1,090,240.26	1,166,741.33	130,828,831	140,008,960
Pozollana	21	200554.81	196408.0400	173008.24	192797	742,423.12	762,768.19	15,590,886	16,018,132
Gold	117,291	0.0103863	0.0016	0.00063104	7.3E-05	0.0244	0.01	2,860	1,493
Vermiculite	579	627.8	0.0000	0	585.4	2660.75	1,213.20	1,540,574	702,443
Cobalt**	80,429	0	0.0000	0	0	0.00	0.00	0	0
Wolfram	34,575	31.4	14.0000	0	0	79.63	45.40	2,753,034	1,569,705
Syenitic Aggregate	1.5	9654.1	17078.8400	29761.9	26220.8	64,603.84	82,715.64	96,906	124,073
Kaolin	100	18636.29	8140.5100	7919.97	6077.27	46,286.02	40,774.04	4,628,602	4,077,404
Iron Ore	271.29264	4000	3000.0000	2000	0	41,959.00	9,000.00	11,383,168	2,441,634
Gypsum	100	0	0.0000	0	0	-	-	0	0
Lead	5000	0	0.0000	0	0	-	-	0	0
Coltan (30% Purity)	28,413	0.367	0.0000	0	0	0	0.37	0	10,428
Tin (75% Purity)	34,034	19	63.0000	74	24.3	44.5047	180.30	1,514,673	6,136,330
Beryl (1% Beryllium)	8,715	0	0.0000	0	0	-	-	0	0
Manganese (Above 46% Mn)	3,037	0		0	0	0	0.00	0	0
Grand Total								168,339,533.8	171,090,601

See appendix 4.1 for monthly mineral production in 2015

5.3 Mineral imports

Gold was the only mineral imported in 2015. It totalled to 10.5 kilogrammes, valued at 374,465 dollars.

Table 5.3: Value of Mineral Imports as per Permits issued for January - December 2015

Mineral	Quantity (Kgs)	Total Quantity (Kg)	Value	
	January - December		US \$	UGX
Gold	10.5	10.5	374,465.26	1,226,324,569
Grand Total			374,465.26	1,226,324,569

5.4 Mineral exports

All minerals are mined in the course of prospecting, exploration, mining and mineral beneficiation operations. The produced minerals are subject to the payment of royalties on the gross value based on the prevailing market price of minerals. These are then exported or consumed domestically.

Mineral exports amounted to UGX 5.9 billion. Wolfram recorded the highest value (UGX 3.026 billion) followed by Gold (UGX 1.444 billion) and other minerals as detailed in *table 5.4*.

Table 5.4: Mineral Exports as per Permits issued and for minerals produced in year 2015

Commodity	Quantity (Kg)					Value (UGX)
	Jan - Mar	Apr - Jun	July - Sep	Oct - Dec	Total	
Coltan	-	-	-	6,128	6,128	275,185,535
Copper	-	-	-	-	-	-
Gold	-	-	10.5	2.42	12.92	1,444,742,006
Iron Ore	4,000,000	1,000,000	4,000,000	-	5,000,000	675,000,000
Tantalite	-	-	-	128	128	20,068,246
Tin	-	-	-	20,200	20,200	472,808,669
Tourmaline	-	-	7	-	7	18,426,800
Wolfram	10,333	-	78,741	64,772	153,846	3,026,425,569
Total						5,932,656,825

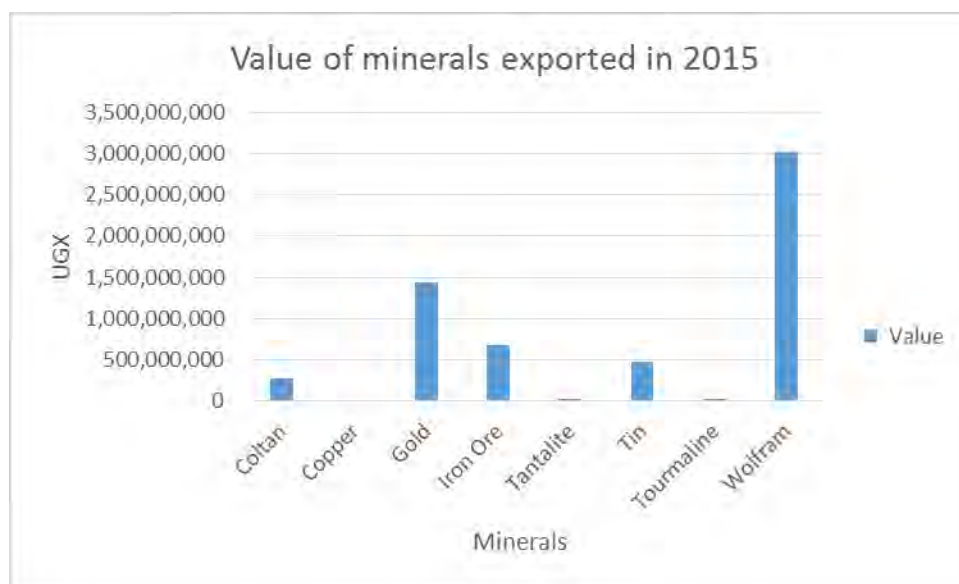


Figure 5.1: Value of minerals exported in 2015

5.5 Non Tax Revenue (NTR)

The Government assessed and collected Non Tax Revenue (NTR) worth UGX 9.438 billion. Most of this was from royalties (UGX 7.6 billion) as shown in *table 5.5* below.

Table 5.5: NTR assessed and reported collected in 2015

Amount in UGX						
S/No.	Details of NTR	Q1 Jan-March	Q2 April-June	Q3 July-Sept	Q4 Oct-Dec	Total 2015
1.	Prospecting license fees	8,200,000	9,800,000	6,000,000	7,000,000	31,000,000
2.	EL fees and Rents	286,855,500	263,650,000	234,009,000	169,160,000	953,674,500
3.	Location fees and rents	3,900,000	21,100,000	9,400,000	5,500,000	39,900,000
4.	ML/SML fees and rents	74,440,000	191,920,000	2,760,000	270,040,000	539,160,000
5.	Mineral Dealers license fees	74,500,000	49,500,000	53,000,000	71,536,561	248,536,561
6.	Retention Fees and Rents	0	0	0	0	0
7.	Royalties	2,484,994,554	1,779,136,822	1,592,404,243	1,753,834,727	7,610,370,346
8.	Import Fees	0	1,098,544	11,165,245	0	12,263,789
	Gold Smith	0	0	3,000,000		3,000,000
	Total	2,932,890,054	2,316,205,366	1,911,738,488	2,277,071,288	9,437,905,196

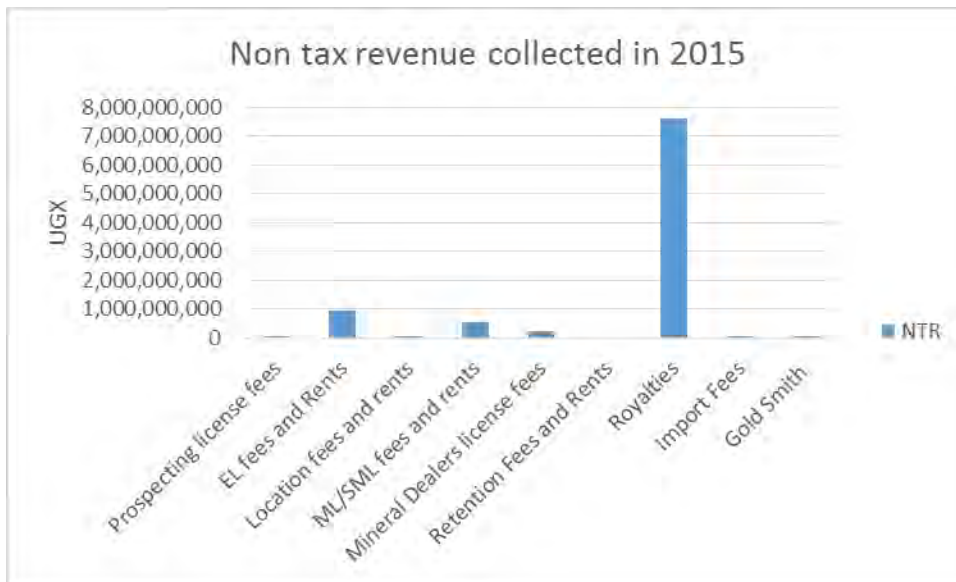


Figure 5.2: Non tax revenue collected in 2015

APPENDICES

APPENDIX 1: ENERGY RESOURCES STATISTICS

1.1: UGANDA ENERGY BALANCE 2015

Unit:ktoe	Liquefied Petroleum Gases	Motor Gasoline (Petrol)	Aviation Gasoline	Kerosene	Gas/Diesel Oil	Fuel Oil	Lubricants	Bitumen	Fuelwood, Residues and Bagasse	Charcoal	Hydro	Solar Photovoltaics	Electricity	Total of All Energy Sources
Production									16,625.11		265.83	0.34		17,066.25
Imports	6.78	597.08	109.14	51.26	728.08	44.17	17.05	2.79					4.13	1,560.48
Exports													-10.41	-10.41
Total Primary Energy Supply (TPES)	6.78	597.08	109.14	51.26	728.08	44.17	17.05	2.79	16,625.11		265.83	0.34	-6.28	18,616.33
Statistical differences														
Transformation Processes					-1.03	-17.28			-328.47	1,976.68	-265.83	-0.34	303.41	1,492.16
Main activity producer electricity plants					-1.03	-17.28					-257.48		264.28	-11.52
Autoproducer electricity plants									-328.47		-8.34	-0.34	39.13	-298.03
Charcoal production plants										1,976.68				1,801.71
Energy Industry Own Use													-19.01	-19.01
Own use in electricity plants													-19.01	-19.01
Losses									-4,743.91	-652.52			-62.09	-5,458.51
Final Consumption	6.78	597.08	109.14	51.26	727.04	26.88	17.05	2.79	11,552.74	1,324.16			216.03	14,630.97
Industry		59.92		40.80	218.22	26.88			2,449.37				135.97	2,931.16
Non-specified (industry)		59.92		40.80	218.22	26.88			2,449.37				135.97	2,931.16
Transport		477.23	109.14		436.43									1,022.81
Road		447.27			407.48									854.75
Domestic aviation			109.14											109.14
Rail					28.96									28.96
Water Transport		29.96												29.96
Other	6.78	59.92		10.46	72.39				9,103.37	1,324.16			80.07	10,657.15
Residential	4.52			10.46	36.20				8,254.00	1,103.47			52.37	9,461.02
Commercial and public services	2.26				36.20				196.01	220.69			27.52	482.68
Street Lighting													0.17	
Agriculture/forestry		29.96												29.96
Fishing		29.96												29.96
Non-specified (other)									653.36					653.53
Non-Energy Use							17.05	2.79						19.85
Non-energy use industry							3.01							3.01
Non-energy use in transport							9.03	2.79						11.82
Non-energy use in other							5.02							5.02
Electricity Output in GWh					1.00	78.00			354.00		3,091.00	4.00		3,528.00
Elec output-main activity producer electricity plants					1.00	78.00					2,994.00			3,073.00
Elec output-autoproducer electricity plants									354.00		97.00	4.00		455.00

Efficiencies for Electricity Plants												
Main activity producer electricity plants					8.32%	38.81%					100.00%	
Autoproducer electricity plants								9.27%		100.00%	100.00%	

Household Grid Connection Rate	24.56%
Energy Consumption per Capita (KgoE/Capita)	410.13
Electricity Consumption per Capita (kWh/capita)	70.40
Electrified Households (Including Solar)	843205.00
Electrified Households (Main and Off-Grid)-Yr 2015	797205.00
Electrified Households (Main and Off-Grid)-Yr 2014	640025.00

Final Consumption	Electricity
Residential	24.24%
Commercial	12.74%
Industrial	62.94%
Street Lighting	0.08%
Total	100.00%

Primary Energy Supply (TPES)	
Biomass	89.30%
Oil Products	8.36%
Electricity	1.40%
Total	100.00%

1.2: ELECTRICITY IMPORTS AND EXPORTS IN MWH

Country	2006	2007	2008	2009	2010	2011	2012	2013	2014	2015
Imports	49,027	60,299	43,220	27,630	32,219	38,754	34,575	45,928	32,696	48,397
Kenya	46,728	58,284	40,922	25,063	29,211	35,830	31,516	42,895	29,012	44,650
Rwanda	2,299	2,015	2,298	2,568	3,008	2,925	3,059	3,033	3,684	3,747
Exports	52,944	65,466	66,981	82,040	76,698	88,890	99,332	105,774	167,728	121,455
Kenya	10,441	21,971	23,881	38,135	29,142	33,363	37,944	47,766	107,057	56,033
Rwanda	2,475	650	79	435	1,968	2,772	1,835	1,459	2,586	1,943
Tanzania	40,028	42,845	43,021	43,470	45,362	51,008	57,145	54,443	55,647	61,228
DRC	0	0	0	0	226	1,747	2,408	2,106	2,438	2,251
Balance	3,917	5,167	23,761	54,410	44,479	50,136	64,757	59,846	135,032	73,058

Source: ERA ESI database 2016 (years 2006-2014),

1.3: DISTRICT HEADQUARTERS' ELECTRIFICATION STATUS IN 2015

District	Households (Census 2014)	HH use Electricity for Lighting 2014	HH use Electricity for Lighting 2014 (%)	District Headquarter Electrification Status 2015
Abim	18,081	905	5.0%	Electrified
Adjumani	41,159	3,640	8.8%	Electrified
Agago	43,354	2,438	5.6%	Electrified
Alebtong	46,258	1,862	4.0%	Electrified
Amolatar	27,983	2,583	9.2%	Electrified
Amudat	15,496	293	1.9%	Electrified
Amuria	48,317	3,448	7.1%	Electrified
Amuru	36,702	2,352	6.4%	Electrified
Apac	71,655	4,332	6.0%	Electrified
Arua	146,675	15,915	10.9%	Electrified
Budaka	37,122	2,176	5.9%	Electrified
Bududa	36,824	1,545	4.2%	Electrified
Bugiri	74,511	6,213	8.3%	Electrified
Buhweju	24,845	1,917	7.7%	Electrified
Buikwe	97,933	26,984	27.6%	Electrified
Bukedea	36,304	2,098	5.8%	Electrified
Bukomansimbi	34,335	5,194	15.1%	Electrified
Bukwo	16,638	846	5.1%	Grid connection under construction
Bulambuli	34,038	1,849	5.4%	Electrified
Buliisa	21,652	1,641	7.6%	Electrified
Bundibugyo	44,818	4,995	11.1%	Electrified
Bushenyi	51,378	10,060	19.6%	Electrified
Busia	64,788	7,941	12.3%	Electrified
Butaleja	44,376	2,284	5.1%	Electrified
Butambala	21,601	4,081	18.9%	Electrified
Buvuma	25,184	1,825	7.2%	At feasibility study stage
Buyende	61,228	4,619	7.5%	Procurement of EPC contractors is ongoing
Dokolo	34,882	2,293	6.6%	Electrified
Gomba	35,285	4,656	13.2%	Electrified
Gulu	86,924	13,384	15.4%	Electrified
Hoima	125,554	21,074	16.8%	Electrified
Ibanda	55,006	8,289	15.1%	Electrified
Iganga	102,672	17,450	17.0%	Electrified
Isingiro	101,590	11,356	11.2%	Electrified
Jinja	105,463	34,172	32.4%	Electrified
Kaabong	29,210	777	2.7%	Procurement of EPC contractors is ongoing
Kabale	117,854	13,993	11.9%	Electrified
Kabarole	107,260	19,335	18.0%	Electrified
Kaberamaido	38,797	2,052	5.3%	Electrified
Kalangala	20,100	2,751	13.7%	Electrified
Kaliro	42,935	3,281	7.6%	Electrified
Kalungu	41,437	8,166	19.7%	Electrified
Kampala	416,070	349,178	83.9%	Electrified
Kamuli	93,998	9,950	10.6%	Electrified
Kamwenge	88,686	8,145	9.2%	Electrified
Kanungu	55,975	6,412	11.5%	Electrified
Kapchorwa	21,512	1,901	8.8%	Electrified
Kasese	139,066	23,650	17.0%	Electrified
Katakwi	30,766	1,576	5.1%	Electrified
Kayunga	76,073	11,395	15.0%	Electrified
Kibaale	168,322	26,367	15.7%	Electrified

District	Households (Census 2014)	HH use Electricity for Lighting 2014	HH use Electricity for Lighting 2014 (%)	District Headquarter Electrification Status 2015
Kiboga	34,072	5,441	16.0%	Electrified
Kibuku	35,468	1,797	5.1%	Electrified
Kiruhura	67,224	9,900	14.7%	Electrified
Kiryandongo	52,158	6,517	12.5%	Electrified
Kisoro	62,247	4,710	7.6%	Electrified
Kitgum	39,688	4,579	11.5%	Electrified
Koboko	30,290	3,892	12.8%	Electrified
Kole	48,426	2,817	5.8%	Electrified
Kotido	26,170	2,049	7.8%	Procurement of EPC contractors is ongoing
Kumi	40,804	3,208	7.9%	Electrified
Kween	17,852	698	3.9%	Electrified
Kyankwanzi	47,771	5,192	10.9%	Electrified
Kyegegwa	60,061	6,973	11.6%	Electrified
Kyenjojo	91,534	10,266	11.2%	Electrified
Lamwo	27,251	1,344	4.9%	Electrified
Lira	89,133	14,047	15.8%	Electrified
Luuka	44,371	3,689	8.3%	Electrified
Luwero	105,346	28,172	26.7%	Electrified
Lwengo	61,800	11,184	18.1%	Electrified
Lyantonde	20,639	4,300	20.8%	Electrified
Manafwa	72,903	3,392	4.7%	Electrified
Maracha	36,263	2,158	6.0%	Electrified
Masaka	75,765	28,225	37.3%	Electrified
Masindi	64,935	13,247	20.4%	Electrified
Mayuge	95,282	9,092	9.5%	Electrified
Mbale	108,538	25,585	23.6%	Electrified
Mbarara	112,849	37,516	33.2%	Electrified
Mitooma	39,816	4,149	10.4%	Electrified
Mityana	80,087	18,414	23.0%	Electrified
Moroto	22,067	1,953	8.9%	Electrified
Moyo	25,872	2,980	11.5%	Electrified
Mpigi	60,511	13,314	22.0%	Electrified
Mubende	151,277	22,071	14.6%	Electrified
Mukono	144,632	47,918	33.1%	Electrified
Nakapiripirit	25,400	726	2.9%	Electrified
Nakaseke	43,167	8,289	19.2%	Electrified
Nakasongola	36,378	5,747	15.8%	Electrified
Namayingo	42,970	2,095	4.9%	Electrified
Namutumba	45,323	2,900	6.4%	Electrified
Napak	26,857	761	2.8%	Electrified
Nebbi	77,397	4,743	6.1%	Electrified
Ngora	23,648	1,516	6.4%	Electrified
Ntoroko	13,942	1,531	11.0%	Electrified
Ntungamo	101,796	12,662	12.4%	Electrified
Nwoya	26,230	1,369	5.2%	Grid connection under construction
Otuke	21,955	991	4.5%	Electrified
Oyam	76,493	5,268	6.9%	Electrified
Pader	34,160	2,574	7.5%	Electrified
Pallisa	65,764	3,810	5.8%	Electrified
Rakai	116,492	17,038	14.6%	Electrified
Rubirizi	28,789	3,280	11.4%	Electrified
Rukungiri	69,497	9,840	14.2%	Electrified
Serere	47,676	3,152	6.6%	Electrified
Sheema	46,048	8,320	18.1%	Electrified

District	Households (Census 2014)	HH use Electricity for Lighting 2014	HH use Electricity for Lighting 2014 (%)	District Headquarter Electrification Status 2015
Sironko	55,026	4,587	8.3%	Electrified
Soroti	54,946	8,123	14.8%	Electrified
Ssembabule	55,185	7,878	14.3%	Electrified
Tororo	102,634	10,863	10.6%	Electrified
Wakiso	502,089	309,133	61.6%	Electrified
Yumbe	63,362	3,446	5.4%	Electrified
Zombo	50,869	2,772	5.4%	Electrified
Total	7,305,887	1,529,842	20.9%	

Source: UBOS National Census Report 2016 (Status: Census 2014), REA 2016 (Status: 31/12/2015)

1.4: OPERATIONAL TRANSMISSION LINES IN 2015

Line Name	Year of Commissioning	Structure Type	Voltage in kV	Circuits	Line Rating (MVA)	Length in km
66 kV Lines						30.4
Nalubale - Lugazi	1963	Lattice Tower	66	1	10.6	30.4
132 kV Lines						1,351.9
Bujagali - Tororo	1954	Lattice Tower	132	2	78	116.2
Nalubale - Namanve	1954	Lattice Tower	132	1	147	57.2
Namanve - Kampala North	1954	Lattice Tower	132	1		12.2
Tororo - Lessos	1954	Lattice Tower	132	2	78	130.2
Kampala North - Mutundwe	1959	Lattice Tower	132	2	79.1	9.3
Kabulasoke - Masaka West	1963	Wooden Poles	132	1	63.1	61.2
Kabulasoke - Nkongge	1963	Wooden Poles	132	1	63.1	76.6
Kahungye - Nkenda	1963	Wooden Poles	132	1	63.1	94.3
Mutundwe - Kabulasoke	1963	Wooden Poles	132	1	63.1	84.3
Nkongge - Kahungye	1963	Wooden Poles	132	1	63.1	46.3
Opuyo - Lira	1963	Wooden Poles	132	1	63.1	115.3
Tororo - Opuyo	1963	Wooden Poles	132	1	63.1	147.4
Masaka West - Kyaka	1994	Lattice Tower	132	1	73.8	157.0
Masaka West - Mbarara North	1995	Lattice Tower	132	1	151.6	130.4
Lugogo - Kampala North	1997	Lattice Tower	132	2	73.2	5.1
Lugogo - Mutundwe	1997	Lattice Tower	132	2	180	10.1
Nalubale - Lugogo	1998	Lattice Tower	132	2	180.6	70.0
Nalubale - Kiira	2007	Lattice Tower	132	2		1.0
Nalubale - Kiira (2)	2007	Lattice Tower	132	2		0.9
Nalubale - Kiira (3)	2007	Lattice Tower	132	2		0.9
Bujagali - Nalubaale	2011	Lattice Tower	132	2	205.8	8.4
Kawanda - Mutundwe	2012	Lattice Tower	132	2	457	17.3
Namungoona T-Off	2013	Wooden Poles	132	1		0.1
220 kV Lines						71.1
Bujagali - Kawanda	2012	Lattice Tower	220	2	205.8	71.1
Total Transmission Line Length						1,453.4

Source: UETCL GIS Database 2016, Status: 31/12/2015

1.5: ELECTRICITY PURCHASED BY DISTRIBUTION COMPANIES IN MWH (2011-2015)

Distributor	2011	2012	2013	2014	2015
Umeme	2,387,423	2,624,815	2,796,426	2,898,842	3,051,144
FESL	13,077	17,132	20,695	23,880	26,359
KIL	4,139	6,484	2,911	3,715	5,021
BECS	865	1,386	1,743	1,771	2,144
PACMECS	0	1,248	1,462	1,755	2,165
UEDCL	0	0	0	0	8,926
KRECS	0	0	0	1,235	2,075
WENRECO	0	0	0	0	11,376
KIS	0	0	0	0	765
Total Purchases	2,405,505	2,651,065	2,823,236	2,931,198	3,109,975

Source: ERA Comprehensive Electricity Supply Industry Database 2016, WENRECO 2016

1.6: ENERGY SALES BY OTHER DISTRIBUTORS IN MWH (2011-2015)

Year	FERDSULT ENGINEERING SERVICES (Total Energy Sales per Concession)			PADER ABIM CO-OPERATIVE SOCIETY		BUNDIBUGYO ENERGY CO-OPERATIVE SOCIETY		KILEMBE INVESTMENTS LIMITED		WESTNILE RURAL ELECTRICIFICATION COMPANY		
	Kibaale-Kyenjojo	Rukungiri-Kanungu	Masaka-Rakai-Isingiro-Ntungamo	Domestic	Commercial	Domestic	Commercial	Domestic	commercial	Domestic	Commercial	Others
2011	4,139.481	2,894.186	2,477.991	0.183	44.658	680.661	67.967	1,038.635	746.423	808.561	2,385.030	72.751
2012	4,924.124	3,167.000	3,855.750	0	0	1,053.249	106.810	1,503.345	929.480	821.285	2,408.801	32.554
2013	6,028.096	3,492.233	3,905.855	979.903	149.726	1,260.922	144.330	1,676.513	1,209.187	1,714.590	4,732.107	303.164
2014	7,180.986	3,420.980	3,797.261	973.410	555.489	1,379.377	185.972	2,345.813	934.430	1,713.792	4,444.661	813.308
2015	10,115.154	3,479,225	4,125,318	1,200,685	583,788	1,448,431	263,735	3,527,977	741,159	1,770,754	6,012,240	793,204

Source: ERA

1.7: DISTRIBUTION POWER LOSSES (MWH) IN 2015

Distributor	Purchases	Sales	Losses	% Losses
Umeme	3,051,144	2,457,391	593,753	19.5%
FESL	26,359	17,720	8,639	32.8%
KIL	5,021	4,581	440	8.8%
BECS	2,144	1,712	432	20.1%
PACMECS	2,165	1,784	380	17.6%
UEDCL	8,926	7,989	936	10.5%
KRECS	2,075	1,185	891	42.9%
WENRECO	11,376	8,576	2,800	24.6%
KIS	765	716	50	6.5%
Total	3,109,975	2,501,654	608,320	

Source: ERA Comprehensive Electricity Supply Industry Database 2016, WENRECO 2016

1.8: ANNUAL DISTRIBUTION POWER LOSSES BY COMPANY IN MWH (2008-2015)

Distributor	2008	2009	2010	2011	2012	2013	2014	2015
Umeme	665,559	750,773	696,290	655,447	687,530	704,601	622,298	593,753
FESL		1,027	2,334	3,566	5,185	7,269	9,481	8,639
KIL				2,354	4,051	25	435	440
BECS				117	226	338	205	432
PACMECS						332	226	380
UEDCL								936
KRECS							473	891
WENRECO								2,800
KIS								50
Total	665,559	751,800	698,624	661,484	696,992	712,565	633,118	608,320

Source: ERA Comprehensive Electricity Supply Industry Database 2016

1.9: NUMBER OF EMPLOYEES IN DIFFERENT POWER DISTRIBUTION COMPANIES

Period	UMEME UGANDA LIMITED		FERDSULT ENGINEERING SERVICES	PADER ABIM CO- OPERATIVE SOCIETY	BUNDIBUGYO CO- OPERATIVE SOCIETY	KILEMBE INVESTMENTS LIMITED	WESTNILE RURAL ELECTRICIFACION COMPANY	
	Expariates	National	National	National	National	National	Expariates	National
2011	55	4738	145	7	23	37	4	169
2012	41	5323	163	36	37	45	4	172
2013	47	5467	179	38	54	56	1	165
2014	58	5494	186	63	61	70	12	259
2015	36	5,450	377	99	124	100	13	242

1.10: NUMBER OF UMEME CUSTOMERS

Year	Domestic	Commercial	Medium Industrial	Large Industries	Street Lights
2011	1,538,444	131,850	5,745	1,366	1,076
2012	1,730,633	155,087	7,157	1,468	1,401
2013	1,903,121	185,552	8,171	1,565	1,447
2014	2,275,720	222,930	8,852	1,779	1,412
2015	2,725,999	253,944	9,434	1,978	1,307

1.11: NUMBER OF CUSTOMERS FOR OTHER POWER DISTRIBUTORS

Period	WESTNILE RURAL ELECTRIFICATION COMPANY			FERSULT ENGINEERING SERVICES						PADER ABIM CO-OPERATIVE SOCIETY		BUNDIBUGYO ENERGY CO-OPERATIVE SOCIETY		KILEMEBE INVESTMENT LIMITED	
				Kibaale-Kyenjojo		Rukungiri-Kanungu		Masaka-Rakai-Isingiro							
Year	Domestic	Commercial	Industrial	Domestic	Commercial	Domestic	Commercial	Domestic	Commercial	Domestic	Commercial	Domestic	Commercial	Domestic	Commercial
2011	6,129	6,327	6	7,307	257	4,685	181	7,573	393	992	-	998	18	7,315	261
2012	6,265	6,352	8	10,797	399	5,856	216	9,770	294	1,143	-	1,559	37	7,576	326
2013	8,086	7,816	21	16,786	598	8,141	253	11,866	374	4,792	160	7,254	160	9,697	377
2014	9,912	7,942	18	27,371	964	12,483	294	16,259	496	6,574	181	10,845	172	20,836	426
2015	16,935	12,550	27	39,928	816	22,678	397	22,955	468	8,538	202	18,393	183	30,210	522

1.12: ELECTRICITY DISTRIBUTION DATA 2015 (IN MWH)

Statistics	Total	KRECS	BECS	KIL	WENRECO	PACMECS	FESL	UMEME	UEDCL
Electricity Sold by UETCL to Distributors (MWh)	3,088,927	2,069.9	2,327.9	4,581.1	N/A	2,130.3	26,674.3	3,051,143.7	8,647.2
Electricity Purchased by Distributors (MWh)	3,099,709	2,069.9	2,327.8	5,405.8	10,238.0	2,164.9	26,358.8	3,051,143.7	8,564.0
Total Losses (MWh)	606,802	902.0	615.6	1,389.8	2,254.6	380.4	7,970.1	593,289.1	1,093.5
Technical Losses (MWh)	3,242	598.6	88.3	N/A	2,254.3	300.8	N/A	N/A	N/A
Commercial Losses (MWh)	392	N/A	326.3	N/A	N/A	65.8	N/A	N/A	N/A
Electricity Sold Total (MWh)	2,492,907	1,167.9	1,712.2	4,016.0	7,983.4	1,784.5	18,388.7	2,457,854.6	7,470.5
Electricity Sold Residential (MWh)	587,966	837.2	1,406.6	3,132.0	1,995.9	1,200.7	8,714.3	570,679.7	N/A
Electricity Sold Commercial (MWh)	321,668	330.6	305.6	884.0	5,987.6	583.8	3,770.0	309,806.6	N/A
Electricity Sold Medium Industrial (MWh)	410,183	N/A	N/A	N/A	N/A	N/A	4,064.2	406,119.0	N/A
Electricity Sold Large Industrial (MWh)	1,171,531	N/A	N/A	N/A	N/A	N/A	1,840.1	1,169,690.7	N/A
Total Customers 2015	50,098	2,068	5,584	8,116	8,199	2,396	23,735	N/A	9,426
Residential Customers 2015	45,715	2,019	5,535	7,981	4,653	2,343	23,184	N/A	9,240
Commercial Customers 2015	4,262	49	49	135	3,539	53	437	N/A	185
Medium Industrial Customers 2015	118	N/A	N/A	N/A	7	N/A	111	N/A	0
Large Industrial Customers 2015	3	N/A	N/A	N/A	N/A	N/A	3	N/A	1
New Customers 2015	11,472	N/A	1,771	1,670	1,372	471	6,188	N/A	4,650
New Residential Customers 2015	10,652	N/A	1,766	1,643	761	464	6,018	N/A	4,571
New Commercial Customers 2015	787	N/A	5	27	611	7	137	N/A	77
New Medium Industrial Customers 2015	33	N/A	N/A	N/A	N/A	N/A	33	N/A	0
New Large Industrial Customers 2015	0	N/A	N/A	N/A	N/A	N/A	0	N/A	2

1.13: ELECTRICITY CONSUMPTION BY SECTOR IN MWH

Sector	2008	2009	2010	2011	2012	2013	2014	2015
Domestic	328,294	364,200	420,120	399,943	472,830	481,758	547,854	584,606
Commercial	179,501	210,401	243,921	216,826	219,482	261,642	290,025	320,258
Medium Industries	223,002	232,488	256,381	260,287	341,739	378,641	390,833	407,821
Large Industries	549,473	594,140	711,266	859,344	908,741	980,144	1,060,062	1,169,691
Street Lights	1,923	2,183	2,363	1,421	1,350	1,809	1,879	1,559
Not categorized	0	3,578	7,165	9,512	11,947	13,426	14,399	17,720
Total	1,282,192	1,406,991	1,641,217	1,747,333	1,956,088	2,117,421	2,305,051	2,501,654

Source: ERA Comprehensive Electricity Supply Industry Database 2016

1.14: CUSTOMER NUMBERS OF DISTRIBUTION COMPANIES

Distributor	2008	2009	2010	2011	2012	2013	2014	2015
Umeme	298,053	317,394	377,956	457,808	486,194	574,465	667,483	813,402
Umeme	298,053	317,394	377,956	457,808	486,194	574,465	667,483	813,402
Other Distributors	5,754	5,909	10,890	12,734	15,560	22,056	37,154	59,434
FESL	3,004	3,004	4,563	5,723	7,500	11,023	17,742	23,735
KIL	0	0	1,582	1,942	1,981	3,312	6,450	8,116
BECS	0	0	885	964	1,596	2,085	3,381	5,764
PACMECS	0	0	806	992	1,143	1,323	1,842	2,357
UEDCL	0	0	0	0	0	0	0	7,243
KRECS	0	0	0	0	0	0	1,461	2,068
WENRECO	2,750	2,905	3,054	3,113	3,340	4,313	6,278	8,199
KIS	0	0	0	0	0	0	0	1,952
Total	303,807	323,303	388,846	470,542	501,754	596,521	704,637	872,836

Source: ERA Comprehensive Electricity Supply Industry Database 2016

1.15: ELECTRICITY CUSTOMERS BY SECTOR

Sector	2008	2009	2010	2011	2012	2013	2014	2015
Domestic	280,470	296,797	356,540	429,831	456,248	540,694	640,025	797,205
Commercial	22,020	25,111	30,591	38,364	42,874	52,940	61,518	72,266
Medium Industries	867	986	1,196	1,655	1,909	2,115	2,278	2,541
Large Industries	159	200	324	365	354	413	468	513
Street Lights	291	209	195	327	369	359	348	311
Total	303,807	323,303	388,846	470,542	501,754	596,521	704,637	872,836

Source: ERA Comprehensive Electricity Supply Industry Database 2016

1.16: LIST OF LICENSED POWER PROJECTS IN 2015

Company	Project name	Technology	Capacity (MW)
ARPE Limited	Achwa I	Hydro	42.00
ARPE Limited	Achwa II	Hydro	41.00
Jelco Nengo Hydro Power Company Limited	Nengo Bridge	Hydro	6.70
Butama Hydro Electricity Ltd	Sindila	Hydro	5.25
MSS Xsabo Power Limited	Xsabo	Solar	20.00
MSS Xsabo Power Limited	Xsabo	wind	20.00
Access Energy (U) Limited	Soroti Solar-PV	Solar	10.00
Tororo Solar North Limited	Tororo Solar-PV	Solar	10.00
Genmax Nyagak Limited	Nyagak III	Hydro	5.50
Mayuge Sugar Industries Ltd	Mayuge	Bagasse	9.20
Ziba Limited	Kyambura	Hydro	7.60
Sugar and Allied Industries Limited	Kaliro	Bagasse	6.90
Ndugutu Power Company (U) Ltd	Ndugutu	Hydro	4.81

1.17: POTENTIAL SUPPLY FROM BIO FUELS

Supply source	Amount/Million m ³
Bio gas based on animal waste	1.0
Bio gas at institutional level	1.0
Peat	0.8
Bio fuels (bio diesel and bio ethanol)	1.2
Total	4.0

1.18: BIOMASS DEMAND IN 2015

Sector	Firewood Mill. Tons	Agro residues Mill. Tons	Charcoal Mill. tons	Charcoal Wood-equivalent	Total wood equivalent
Household	20.9	1.7	1.5	13.2	34.5
Industrial	4.8	1.8			6.4
Commercial	0.54		0.3	2.6	2.8
Institutions	1.8				1.7
Total	28.2	3.5	1.8	16	44.2

1.19: PREEP¹ PERFORMANCE FIGURES FOR 2015

Technology		Jan-June	Jul-Dec	Total
Solar PV	Households	981	1306	2287
	Social Institutions	34	2	36
	SMEs	4	69	73
Pico PV systems	Households	2,894	4135	7029
Stoves	Households	14,783	20,000	34,783
	Social Institutions	33	62	95
	SMEs	10	18	28
Grid Densification	Households	624	100	724
	Social Institutions	159		159
	SMEs	378		378
MHPs	Households	This technology has been phased out. Bwindi has now been handed over to REA and Suam is being prepared for the same		

1.20: SPECIFIC BIOMASS ENERGY CONSUMPTION IN INDUSTRY

Industry	Specific Energy Kg of wood /Kg of product	Total wood consumption by the industry tons
Artisanal brick making	0.6	6,000,000
Tea	1.5	71,000
Small scale lime production	1.5	270,000
Tobacco	8.0	200,000
Jaggeries	-	500 tons of wood and 2,000 tons of bagasse
Vegetable oil	-	170,000 tons of agro residues 75,000 tons of wood
Fish smoking	-	
Pit kilns	1.2	22,000
Improved kiln	0.4	
Cement (Hima)	-	80,000 tons of agro residues
Textile	-	17,000 –agro residues
Bakeries	2	313,000
Hotels and Restraunts	-	200,000 fire wood, 50,000 charcoal
Local distilleries	1.25 -6.0 Kg of wood/litre	180,000

1.21: MONITORING OF OCCUPATIONALLY EXPOSED WORKERS BY AEC IN 2015

Regions in Uganda	Medical Persons	Industrial Persons	Total
Central	228	10	238
Eastern	04	-	04
Western	17	-	17
Northern	16	-	16
Total	265	10	275

1.22: REGISTRATION OF FACILITIES (PHASE 1 AND 2: KAMPALA DISTRICT) BY AEC

Regions in Uganda	Medical facilities	Industrial facilities	Total
Central Region (Kampala, Mukono, Mityana, Wakiso, Kayunga, Buikwe, Kalangala, Butambala and Mpigi districts)	117	16	133

¹ Promotion of Renewable Energy & Energy Efficiency

APPENDIX 2: PETROLEUM SUPPLIES STATISTICS

2.1: MONTHLY IMPORT BILL AND GOVERNMENT REVENUE

Month	Import Bill (Billion UGX.)	Government Revenue (Billion UGX.)
Jan-15	471	90
Feb-15	471	90
Mar-15	451	85
Apr-15	447	86
May-15	495	96
Jun-15	439	91
Jul-15	476	78
Aug-15	450	73
Sep-15	414	69
Oct-15	496	103
Nov-15	489	100
Dec-15	496	104
Total	5,594	1,065

2.2: MONTHLY SALES OF PETROLEUM PRODUCTS ('000' CUBIC METRES)

	Jan-15	Feb-15	Mar-15	Apr-15	May-15	Jun-15	Jul-15	Aug-15	Sep-15	Oct-15	Nov-15	Dec-15	TOTAL
Premium	57,189.1	52,469.6	52,148.9	54,606.8	52,675.9	58,962.8	48,113.8	53,175.6	50,259.3	56,629.5	59,082.3	68,336.1	663,649.8
Kerosene	5,720.6	3,824.5	5,196.8	4,089.7	3,591.3	4,615.6	1,594.1	4,897.3	2,798.8	4,638.2	4,542.4	3,607.7	49,117.1
Gas Oil	55,707.6	60,392.1	63,159.6	59,392.7	60,161.6	63,189.4	63,203.9	66,292.5	56,024.3	61,248.3	53,250.7	56,809.0	718,831.9
Aviation Fuels	17,184.2	10,023.3	11,871.9	10,459.0	10,731.0	0.0	0.0	0.0	10,419.0	10,319.6	10,086.1	11,386.5	102,480.6
Fuel Oil	3,112.5	4,213.1	3,129.5	2,750.1	2,222.0	468.0	3,123.8	2,058.7	2,235.9	2,560.5	1,913.4	1,478.2	29,265.7
LPG	1,000.3	1,159.7	1,183.3	993.3	1,047.9	797.8	1,231.2	856.5	696.7	981.9	1,161.5	795.8	11,906.0
Bitumen	0.0	0.0	0.0	0.0	0.0	2,987.0	0.0	0.0	0.0	0.0	0.0	0.0	2,987.0
Lubricants/Gr.	4,999.7	1,219.9	1,306.7	1,179.4	1,058.4	1,406.5	1,155.5	1,479.2	1,159.8	798.4	1,068.4	1,260.3	18,092.0
IDO	0.0	0.0	0.0	0.0	0.0	0.0	0.0	0.0	0.0	0.0	0.0	0.0	0.0
Other (Chms etc)	0.0	8.8	6.2	59.3	8.0	9.9	7.7	7.1	0.0	0.0	0.0	0.0	107.0
Total	144,914.1	133,311.0	138,002.9	133,530.3	131,496.1	132,436.9	118,430.1	128,766.8	123,593.9	137,176.4	131,104.9	143,673.7	1,596,437.0
% change	24.76%	13.69%	14.47%	36.75%	21.59%	26.41%	7.46%	22.43%	10.34%	15.53%	25.20%	29.00%	20.33%

2.3: REGIONAL COMPARISON OF FUEL PUMP PRICES (PER LITRE) OF PETROL (PMS) AND DIESEL (AGO)

	Tanzania (TShs)	Kenya (KShs)				Uganda (UShs)	Rwanda (RFr)
	Dar es Salaam	Mombasa (Coast)	Nairobi (Central)	Eldoret (Western)	Mandera (Northern)	Kampala	Kigali
Petrol (PMS)	1,842	85.34	88.64	90.54	102.45	3,550	827
Diesel (AGO)	1,600	73.43	76.70	78.78	90.51	2,725	827
Exchange Rate	1.60	34.20	34.20	34.20	34.20	1	4.5
PMS (UShs)	2,947	2,918	3,031	3,096	3,503	3,550	3,721
AGO (UShs)	2,560	2,511	2,623	2,694	3,095	2,725	3,721

2.4: ISSUED PETROLEUM CONSTRUCTION PERMITS TO-DATE

PCP No.	Issued to	Location	Issue Date	Validity / duration		Fees Paid (UGX)	Expiry Date
00001	KOBIL Uganda Ltd	LPG Plant on Plot 4 Wankulukuku Rd, Nalukolongo Area, KLA	6-Jul-2010	5	Years	2,000,000	5-Jul-2015
00002	MOGAS Uganda	Fuel Depot on Plot 94-100 Mukabya Rd, Banda Zone 3, Nakawa Division	8-Jul-2010	5	Years	1,000,000	7-Jul-2015
00003	Henry Mbaguta	Filling station at Plot 3246 Kyadondo, Kisaasi, Kawempe Div. K'la	14-Jul-2010	5	Years	120,000	13-Jul-2015
00004	Hardrich Investments Ltd	Filling station at KirekaZone B, Kireka-Kinawataka Rd, Kira TC, Wakiso District	2-Aug-2010	5	Years	120,000	1-Aug-2015
00005	Elgon Springs (U) Ltd	Service station at Labour Lane, Moroto Municipality, Moroto District	25-Aug-2010	5	Years	150,000	24-Aug-2015
00006	Eliadah Kaweesi	Service station at Byuma Cell, Kitooro Parish, Kyazanga, Masaka	25-Aug-2010	5	Years	150,000	24-Aug-2015
00007	Sentamu Mahmood	Service station at Plot 460, Block 30, Kalulu Village, Nyimba, Luwero	25-Aug-2010	5	Years	100,000	24-Aug-2015
00008	City Oil Uganda Ltd	Service Station at Plot 34,336,38 Namirembe Rd, Kampala	19-Oct-2010	5	Years	1,353,000	18-Oct-2015
00009	City Oil Uganda Ltd	Service Station at Plot 22B Enterprise Close, Kampala	19-Oct-2010	5	Years		
00010	City Oil Uganda Ltd	Service Station at Plot 9A and 9B Kira Rd, Kampala	19-Oct-2010	5	Years		
00011	Solanki Investments (U) Ltd	Service Station at Bukoba Highway, Cellio Kyotera TC, Rakai District	27-Nov-2010	5	Years	200,000	26-Nov-2015
00012	Libya Oil Uganda Ltd		31-Jan-2001	5	Years	1,363,300	30-Jan-2016
00013	Africa Oil Uganda Ltd	Petrol Station at Plot 291, Bukweba, Wakiso District	14-Feb-2011	5	Years	345,000	13-Feb-2016
00014	South Equatorial Company Ltd	Petrol Station at Plot 569, Block 323, Villa Maria Road Buddu County, Masaka District	15-Feb-2011	5	Years	500,000	14-Feb-2016
00015	Petro Uganda Ltd	Service Station at Plot 29, Kitante, Kyadondo, Kampala District	17-Mar-2011	5	Years	800,000	16-Mar-2016
00016	Viral Oil Ltd	P.O. Box 5011, Kampala	8-Apr-2011	5	Years	2,387,000	7-Apr-2016
00017	Smart Oils Uganda Ltd	P.O. Box 69, Hoima	15-Sep-2011	5	Years	300,000	14-Sep-2016
00018	Safari Investments Ltd	P.O. Box 31, Busia	27-Sep-2011	5	Years	300,000	26-Sep-2016
00019	MOPETRO Ltd	P.O. Box 6470, Kampala	27-Sep-2011	5	Years	52,000	26-Sep-2016
00020	Brund Enterprises	P.O. Box 328, Mubende	7-Oct-2011	5	Years	1,323,000	6-Oct-2016
00021	Super Oil Petroleum Ltd	P.O. Box 8685, Kampala	30-Nov-2011	5	Years	400,000	29-Nov-2016
00022	STABEX International Ltd	P.O. Box 33147, Kampala	19-Dec-2011	5	Years	400,000	18-Dec-2016
00023	DON Uganda Ltd	P.O. Box 29445, Kampala	29-Dec-2011	5	Years	200,000	28-Dec-2016
00024	Sure Oil Ltd	P.O. Box 7895, Kampala	13-Jan-2012	5	Years	500,000	12-Jan-2017
00025	BANODA Petroleum Uganda Ltd	P.O. Box 32004, Kampala	6-Feb-2012	5	Years	130,000	5-Feb-2017
00026	A & J Investments Ltd	P.O. Box 25438, Kampala	16-Mar-2012	5	Years	250,000	15-Mar-2017
00027	A & J Investments Ltd	SPOILT					
00028	BURAR Petroleum Uganda Ltd	P.O. Box 540, Tororo - Facility at Plot 68, Block 9, Namundiri, Majanja, Busia District	4-May-2012	5	Years	240,000	3-May-2017
00029	Hardrich Investments Ltd	P.O. Box 23203, Kampala - Service Station at Plot 2574, Kyadondo Block 203, Nansana West II, Wakiso District	22-May-2012	5	Years	500,000	21-May-2017
00030	ROCK Global Oils Uganda Ltd	Plot 2, K'la-Gulu Rd, Gulu District	14-Sep-2012	5	Years	500,000	13-Sep-2017
00031	ROCK Global Oils Uganda Ltd	Plot 198 Block 7, K'la-Lira Rd, Lira District	14-Sep-2012	5	Years	500,000	13-Sep-2017
00032	HIGHWAY Petroleum Ltd	Wakiso, Busiro East, Nsangi, Kyengera, Nkonkonjero Zone One	14-Sep-2012	5	Years	1,017,614	13-Sep-2017
00033	Joseph Tamusuzza Investments Ltd	Kampala, Lubaga Division, Busega Parish, Gigwanya LCI Zone	18-Sep-2012	5	Years	300,000	17-Sep-2017
00034	SABIITI Karl Moses	Wakiso, Plot 456 along Entebbe Road, Kajjansi	2-Oct-2012	5	Years	661,468	1-Oct-2017

PCP No.	Issued to	Location	Issue Date	Validity / duration		Fees Paid (UGX)	Expiry Date
00035	SPIRIT Energy Ltd	P.O. Box 35082, Kampala	18-Dec-2012	5	Years	500,000	17-Dec-2017
00036	LEAD Oil Ltd	P.O. Box 8404, Kampala	20-Dec-2012	5	Years	550,000	19-Dec-2017
00037	ECO Petro (U) Ltd	P.O. Box 1784, Kampala	21-Dec-2012	5	Years	2,500,000	20-Dec-2017
00038	JADE Gas Uganda Ltd	P.O. Box 1726, Kampala	11-Jan-2013	5	Years	3,560,000	10-Jan-2018
00039	JAFRA Station Ltd	P.O. Box 946, Jinja	11-Jan-2013	5	Years	300,000	10-Jan-2018
00040	AFRICA Oil (U) Ltd	P.O. Box 34404, Kampala	11-Jan-2013	5	Years	800,000	10-Jan-2018
00041	SUNRISE Petroleum Company	P.O. Box 137, Koboko, Kampala	19-Feb-2013	5	Years	250,000	18-Feb-2018
00042	STATION Yetu Ltd	P.O. Box 92, Nebbi	19-Feb-2013	5	Years	400,000	18-Feb-2018
00043	JADE Petroleum Uganda Ltd	P.O. Box 1726, Kampala	20-Feb-2013	5	Years	1,860,000	19-Feb-2018
00044	BULOBA Filling Station Ltd	P.O. Box 16112, Kampala	11-Mar-2013	5	Years	550,000	10-Mar-2018
00045	DON Uganda Ltd	P.O. Box 29445, Kampala	11-Mar-2013	5	Years	2,500,000	10-Mar-2018
00046	DON Uganda Ltd	P.O. Box 29445, Kampala	11-Mar-2013	5	Years	500,000	10-Mar-2018
00047	Site Delivery Filling Station	Plot 971, Block 204, Kakiri Town Council, Busiro, Wakiso District	18-Mar-2013	5	Years	500,000	17-Mar-2018
00048	-	SPOILT					
00049	Seven Lakes Trading Company Ltd	Plot 43 Block 288, Kampala-Jinja Road, Namato Gonya Zone, Kitigoma Parish, Najeembe Sub-County, Buikwe District	11-Apr-2013	5	Years	1,300,000	10-Apr-2018
00050	OMAK Ltd	Plot 30 Block 107 (Kyadondo-Mengo), Nakisanja Village, Nabweru Sub-County, Wakiso District	7-May-2013	5	Years	600,000	6-May-2018
00051	LUCKOIL Enterprises Ltd	Plot 3092, Block 17B along Manyangwa Road in Manyangwa "B" Zone, Kabbulo Parish, Nangabo Sub-County, Wakiso District	7-May-2013	5	Years	838,508	6-May-2018
00052	SYNERGY Oils Uganda Ltd	Filling Station: Plot 306 Block 2026, along Kampala-Mityana Rd, Wakiso District, Busiro East County, Bulaga Village, Musaale-B Parish	28-May-2013	5	Years	1,000,000	27-May-2018
00053	GOODLUCK Oil Ltd	Plot 5555 Block 273, Kanyanya LCI, Ndejje-Makindye, Kyadondo, Wakiso District	28-May-2013	5	Years	500,000	27-May-2018
00054	STABEX International (U) Ltd	Plot 55, Paidha-Nebbi Road, Paidha Town Council	28-May-2013	5	Years	500,000	27-May-2018
00055	TUSU Petro Uganda Ltd	Along Ntugamo-Rukungiri Road, East Cell, Rwashameire Parish, Nyabuhiko Sub-county, Kajara County, Ntugamo District	28-May-2013	5	Years	300,000	27-May-2018
00056	TUSU Petro Uganda Ltd	Plot 70 - 72, Mbarara-Masaka Road, Mbarara District	28-May-2013	5	Years	700,000	27-May-2018
00057	OXYGAS Ltd	LPG Depot & Refilling Plant: Plots 300, 467, 3006, 2983 Block 110, Mukono Municipal Council, Mukono District	5-Sep-2013	5	Years	1,860,000	4-Sep-2018
00058	SUPER Ddembe Oils Ltd	Filling Station: Katunda Zone, Maganjo Parish, Nabweru Sub-County, Wakiso	5-Sep-2013	5	Years	500,000	4-Sep-2018
00059	MORE Fuel Kitezi Service Station	Service Station: Plot 944 Block 111, Buwambo Road, Lusanja LCI, Kiteezi Parish, Nangabo Sub-County, Kyadondo East, Wakiso	3-Oct-2013	5	Years	509,622	2-Oct-2018
00060	DON Uganda Ltd	Petroleum Service Station at Kyegegwa Town Council along Fortportal Rd, Kyegegwa District	18-Nov-2013	5	Years	700,000	17-Nov-2018
00061	DON Uganda Ltd	Petroleum Service Station at Mpondwe Lubirha Town council along Kasese Rd, Kasese District	18-Nov-2013	5	Years	170,000	17-Nov-2018
00062	DON Uganda Ltd	Petroleum Service Station at Kigumba Town Council, Kiryandongo District	18-Nov-2013	5	Years	370,000	17-Nov-2018

PCP No.	Issued to	Location	Issue Date	Validity / duration		Fees Paid (UGX)	Expiry Date
00063	DON Uganda Ltd	Petroleum Service Station at plot 38 Gulu Pece Division, Andrea Olal Rd, Gulu District	18-Nov-2013	5	Years	850,000	17-Nov-2018
00064	DON Uganda Ltd	Petroleum Service Station at Plot 179 Block 92, Matuga along Bombo Rd, Wakiso District	18-Nov-2013	5	Years	1,300,000	17-Nov-2018
00065	Uganda National Agricultural Technology Transfer Agency (UNATTA) Ltd	Fuel Station at Plot 9, Block 107, Central Division, Wakiso District	13-Feb-2014	5	Years	500,000	12-Feb-2019
00066	IMPERIAL Gas Supply Uganda Ltd	LPG Filling Plant: Plot 578 Block 82, Kiryowa Village, Gombe Sub-County, Wakiso District	19-Feb-2014	5	Years	500,000	18-Feb-2019
00067	EMMA Oils (U) Ltd	Filling Station: Plot 3148 Busiro Block 359 Nakatema, Buwaali Zone LCI, Ssabawaali B Parish, Ssabagabo Sub-County, Busiro County, Wakiso District	24-Feb-2014	5	Years	400,000	23-Feb-2019
00068	OMEGA Oil (U) Ltd	Fuel Filling Station: Plot 1101, Block 206, Kwata Zone (LCI) along Gayaza Road, Komambongo Parish, Kawempe Division, Kampala District	4-Mar-2014	5	Years	800,000	3-Mar-2019
00069	KATALE Service Station	Service Station: Plot 1622, Block 266, Seguku Village, Seguku Parish, Makidye Ssabagabo Sub-County, Kyadondo - Wakiso	7-Apr-2014	5	Years	700,000	6-Apr-2019
00070	EASTZONE Service Station	Service Station: Plot 46, Main Street, Iganga Town, Iganga District	7-Apr-2014	5	Years	600,000	6-Apr-2019
00071	CLEANEX Energy Ltd	Service Station: Plot 240, Block 101, Seeta, Bukeerere Rd, Mukono District	5-May-2014	5	Years	484,900	4-May-2019
00072	SPOILT						
00073	Unique Concern Company Ltd	Filling Station: Plot 816, Block 333, Nkokonjeru Village, Nsangi Parish, Nsangi Sub-County, Wakiso District	5-May-2014	5	Years	450,000	4-May-2019
00074	PETROCITY Enterprises (U) Ltd	Filling Station: Plot 2142, Block 221, Naalya-Kyaliwajjala Road, Naalya LC I Zone, Kireka Ward, Kira Town Council, Wakiso District	27-May-2014	5	Years	700,000	26-May-2019
00075	SPOILT						
00076	UNI Oil Transport Ltd	Storage Depot: At Plot 2928, Block 306 at Bbira, Mityana Rd, Busiro County, Wakiso District	23-Jun-2014	5	Years	5,915,401	22-Jun-2019
00077	BUSIIKA Services Station	Fuel Service Station: Plot 202, Block 21, Busiika Trading Centre, Luwero District	23-Jun-2014	5	Years	250,000	22-Jun-2019
00078	GAS Energy Uganda Ltd	Fuel Service Station: Rubindi Trading Centre, Omukiika Cell, Rubindi Parish, Rubindi Sub-County, Kashari County, Mbarara District	16-Jul-2014	5	Years	600,000	15-Jul-2019
00079	KAFU Fuelex Ltd	Filling Station: Kafu along Kampala-Gulu Road, Kafu, Kyani, Bujabe Parish, Nakitoma Sub-County, Nakasongola District	19-Aug-2014	5	Years	191,395	18-Aug-2019
00080	CHELLO Petroleum (in error)	SPOILT					
00081	ANIKA Investments Ltd	Service Station: Along Oraba Road, Triangle Cell, Malenga Ward, Koboko Town Council, Koboko District	21-Aug-2014	5	Years	202,000	20-Aug-2019
00082	REAL Oil Naalya Service Station	Service Station: Plot 221, Naalya-Kyaliwajjala Road, Kiira Town Council, Kyadondo - Wakiso	21-Aug-2014	5	Years	606,000	20-Aug-2019
00083	PETROCITY Enterprises (U) Ltd	Filling Station: At Kajoba Road, Plot 7, Kigungu Landing Site, Division B, Entebbe Municipality, Wakiso District	21-Aug-2014	5	Years	364,106	20-Aug-2019
00084	PETROCITY Enterprises (U) Ltd	Filling Station: Along Soroti-Lira Highway, on Plot 29, Nursery Cell, Nyakatonya Ward, Western Division, Soroti Municipality	21-Aug-2014	5	Years	419,414	20-Aug-2019
00085	DESERT Engineering	Filling Station: Jinja-Kampala Road, Plot 440, Block 106, Kigunga, Goma Division, Mukono District	25-Aug-2014	5	Years	500,000	24-Aug-2019

PCP No.	Issued to	Location	Issue Date	Validity / duration	Fees Paid (UGX)	Expiry Date
00086	Hardrich Investments Ltd	Service Station: Along Kampala-Jinja Highway, Kireka Zone-C, Kireka Parish, Kira Town Council, Wakiso District	25-Aug-2014	5 Years	500,000	24-Aug-2019
00087	KK Oil Filing Station (U) Ltd	Service Station: Musiita-A Village, Mulingirire Parish, Baitambogwe Sub-County, Mayuge District	28-Aug-2014	5 Years	500,000	27-Aug-2019
00088	LAS Petroleum Ltd	Fuel Service Station: Plots 53A and 53 (also styled and titled to Apio Breda of P.O. Box 76 Kumi as Plot 55 Soroti Road), Bazaar Village, Bazaar Parish, Kumi Town Council, Kumi County along Soroti Road, Kumi District	28-Aug-2014	5 Years	606,000	27-Aug-2019
00089	RHAN Investments (U) Ltd	Filling Station: Kitemu Central Zone, Kisozi Parish, Nsagi Sub-County, Wakiso District	10-Oct-2014	5 Years	220,000	9-Oct-2019
00090	BOK Petroleum Ltd	Service Station: At the junction of Kisoro-Kabale-Kyanika Road, Gashegishi Zone, Kisoro Town Council, Kisoro District	23-Sep-2014	5 Years	400,000	22-Sep-2019
00091	BOK Petroleum Ltd	Service Station: Plot 884 Block 219, Mengo, Mbogo-Najjera Road, Najjera II Zone, Kiira Town Council, Wakiso District	23-Sep-2014	5 Years	500,000	22-Sep-2019
00092	BLD Consults Uganda Ltd.	Service Station: On Plot 14, Kilaki Block-2, Elegu Border Post, Bibia West Village, Bibia Parish, Atiak Sub-County, Amuru District	23-Sep-2014	5 Years	241,200	22-Sep-2019
00093	HASS Petroleum (U) Ltd	Depot: Plot No. 190 Block No. 345/6 and Plot No. 191 Block 345, Kyengera, Wakiso District	15-Oct-2014	5 Years	3,000,000	14-Oct-2019
00094	MUHEBWA Enterprises Ltd	Filling Station: Plot 72 Block 25, Butare Trading Centre, Shwazi Parish, Kyamuhungu Sub-County, Igara County, Bushenyi District	6-Nov-2014	5 Years	250,000	5-Nov-2019
00095	AINUSHAMSI Energy Uganda Ltd	Service Station: Plots 836, 943, 1715 & 1776 Block 110, Seeta Town, Gongobe LCI, Seeta Parish, Goma Sub-County, Mukono District	6-Nov-2014	5 Years	1,000,000	5-Nov-2019
00096	MINERAL Oil Company Ltd	Oil Lubricants Manufacturing Plant: Along Jinja Road on Plot 265 Block 236, Bweyogerere, Kira Town Council, Wakiso District	17-Nov-2014	5 Years	1,000,000	16-Nov-2019
00097	ZHONG WU Petro Chemical Ltd	Diesel Production Plant: Plot 194, Block 82 Nkoma Village, Sanga Parish, Gombe Sub-County, Wakiso District	25-Nov-2014	5 Years	900,000	24-Nov-2019
00098	SINOHYDRO Corporation Ltd	Oil Depot: Within Karuma Wildlife Reserve, Kiryandongo District (for use on Karuma HPP)	16-Dec-2014	5 Years	199,823	15-Dec-2019
00099	RHAN Investments (U) Ltd	Filling Station: Mukono Village, Sawabali B, Nsangi parish, Nsani Sub-County, Wakiso District	16-Dec-2014	5 Years	415,000	15-Dec-2019
00100	Bukedea Seeds and Farmers Association (BUSEFA) Ltd	Fuel Station: Bukedea, Bukedea, Kachumbala, Kangoidi	16-Dec-2014	5 Years	500,000	15-Dec-2019
00101	BONGOILS Co. Ltd.	Fuel Service Station: Busei-A Village, Busei Parish, Nakalama Sub county, Kigulu South County, Iganga District.	15-Jan-2015	5 Years	350,000	14-Jan-2020
00102	STABEX International (U) Ltd	Kiwumu Fuel Station along Mityan road, Kalambi-Kiwumu Zone, Buloba Parish, Wakiso Sub-County, Busiro County, Wakiso District	16-Jan-2015	5 Years	560,000	15-Jan-2020
00103	DON Uganda Ltd	Petroleum Service Station along Park Avenue, Plot 2 Central Village, Town Parish, Kitgum Town Council, Kitgum District	16-Jan-2015	5 Years	350,000	15-Jan-2020
00104	BELTA Oil Service Ltd	Service Station: Along Hoima Road, Block 63, Plot 147 & 148< Kibubula Zone, Busunju Town Board, Ssekanyonyi Sub-County, Mityana District	16-Jan-2015	5 Years	515,100	15-Jan-2020
00105	SAGAL Service Station	Service Station: Plot 51 along Soroti Road at Kikyafu Cell, Nabuyonga Ward, Northern Division Sub-County, Mbale Municipality, Mbale District	21-Jan-2015	5 Years	500,000	20-Jan-2020
00106	GIL Petroleum (U) Ltd	Fuel Station: Chonaloya Cell, Awindiri Parish, Arua Hill Division, Arua Municipality, Arua District	28-Jan-2015	5 Years	500,000	27-Jan-2020

PCP No.	Issued to	Location	Issue Date	Validity / duration		Fees Paid (UGX)	Expiry Date
00107	SINOHYDRO Corporation Ltd	2nd Oil Depot: Within Karuma Wildlife Reserve, Kiryandongo District (for use on Karuma HPP)	18-Feb-2015	5	Years	343,800	17-Feb-2020
00108	GREEN BELT Filling Station	Filling Station: Along Tirinyi Road, in Kitantalo-III Village, Tirinyi Parish, Tirinyi Sub-county, Kibuku District	18-Feb-2015	5	Years	500,000	17-Feb-2020
00109	JULAW Enterprises Ltd	Filling Station (Renovation): Kariina Zone, Kakooge Ward, Kakooge Town Council, Nakasongola District	25-Feb-2015	5	Years	150,000	24-Feb-2020
00110	DAM Oil Ltd	Filling Station: At Kasanja Zone, Njeru West Parish, Njeru Town Council, Buikwe District	25-Feb-2015	5	Years	300,000	24-Feb-2020
00111	KISUBI Fuel Outlet (U) Ltd	Service Station: Along Entebbe Road, Plot 113, Block 419-420, Muzika Zone, Kisubi Parish, Katabi Sub-County, Wakiso District	26-Feb-2015	5	Years	562,907	25-Feb-2020
00112	KASAANA Fuel Station Ltd	Fuel Station: At Zone 007 Buyirima, Busembatia Town Council, Iganga - Bugweri	10-Mar-2015	5	Years	500,000	9-Mar-2020
00113	GASCO Energy (U) Ltd	Fuel Station: At Plot 19, Andrea Olal Road, Gulu District	30-Mar-2015	5	Years	400,000	29-Mar-2020
00114	IGAL Energy Ltd	Service Station: At Plot 313, Central Mbale, Bungokho, Mbale District	30-Mar-2015	5	Years	600,000	29-Mar-2020
00115	NYARWAKI-KI Ltd	Filling Station: 17 Fort Portal - Kasese Road	2-Apr-2015	5	Years	330,000	1-Apr-2020
00116	GLOBAL Super Oils Ltd	Filling Station: Along Mbarara-Masaka Road on Plots 77/79/81/83, Mbarara Municipal Council, Mbarara District	2-Apr-2015	5	Years	600,000	1-Apr-2020
00117	PETROMAX Real Developers Ltd	Fuel Service Station: Along Kampala-Mityana Road at Bulenge-Kikaaya Zone, Ssumewe Parish, Wakiso Sub-County, Wakiso District	9-Apr-2015	5	Years	700,000	8-Apr-2020
00118	EXXOR Fuels Ltd	Fuel Service Station: Plot No. 9932, Block 383-391, Folio Located at Kitende, Busiro, Wakiso District.	28-Apr-2015	5	Years	1,600,000	27-Apr-2020
00119	ORYX Gas Uganda Ltd	LPG Storage & Refilling Plant: Plots 2, 4, 6, 8, 10 and 12-14, Railway Ring Road, Luzira Industrial Park	28-Apr-2015	5	Years	4,137,000	27-Apr-2020
00120	MWERO Investments Ltd	Filling Station: Mwitanzigye LCI, Mwitanzigye Trading Centre, Mwitanzigye Parish, Kisiita Sub-County, Bugangaizi County, Kibaale District	4-May-2015	5	Years	150,000	3-May-2020
00121	PETROSOMA Ltd	Service Station: Layibi Central Sub-Ward, Tegwan Parish, Pece Division, Gulu Municipal Council, Gulu District	4-May-2015	5	Years	500,000	3-May-2020
00122	HEBROK Telecom Company Ltd	Harvest Service Station: Plot 219, Ndorwa Block 1, Rushaki Village, Katooke Parish, Kyanamira Sub-County, Kabale District	4-May-2015	5	Years	450,000	3-May-2020
00123	KUBAH Oils Ltd	Service Station: At Plot 13, Block 846, Kakira Village, Nakaseke District	22-May-2015	5	Years	550,000	21-May-2020
00124	SAFE Oil (U) Ltd	Filling Station: Buwali Zone, Nsangi Village, Ssabawaali B Parish, Ssabagabo Sub-County, Busiro County, Wakiso District	22-May-2015	5	Years	500,000	21-May-2020
00125	MEGA Oil Company	Fuel Service Station: Plot No. 76, LRV 3708, Nambozo Cell, Mbale Municipal Council, Mbale District.	3-Jul-2015	5	Years	500,000	2-Jul-2020
00126	MORE Fuel	Service Station: Plot 944 Block 111, Buwambo Road, Lusanja LCI, Kiteezi Parish, Nangabo Sub-County, Kyadondo East, Wakiso	23-Jul-2015	5	Years	449,622	22-Jul-2020
00127	SURE Oil Ltd	Petrol Station: In Rubaare Town Council, Rushenya County, Ntugamo District.	23-Jul-2015	5	Years	350,000	22-Jul-2020
00128	PECAMEGA Company Ltd	Fuel Service Station: Located Nyamitanga Cell, Ruti Ward, Nyamitanga Division, Mbarara Municipality, Mbarara District.	23-Jul-2015	5	Years	600,000	22-Jul-2020

PCP No.	Issued to	Location	Issue Date	Validity / duration		Fees Paid (UGX)	Expiry Date
00129	BAYLAND Investments Ltd	Petrol Station: On Plot 44, Block 889, Mutukula LCI, Rakai District.	24-Jul-2015	5	Years	350,000	22-Jul-2020
00130	PREMIER Fuels (U) Ltd.	Filling Station: Plot 701 Kyadondo, Block 189 along Kasangati-Kira Road at Seeta Village, Kasaganti, Wakiso District	24-Jul-2015	5	Years	400,000	22-Jul-2020
00131	Acra & Sons Investments (ASI) Ltd	Service Station: At Kenya Ward, Obolugofuko West, Arua Municipality, Arua District	30-Jul-2015	5	Years	650,000	29-Jul-2020
00132	BURAR Petroleum Ltd	Fuel Service Station: Along Tororo-Kampala Road, Osukuru Cornor Village, Osukuru Parish, Tororo Municipal Council, Tororo District.	30-Jul-2015	5	Years	363,000	29-Jul-2020
00133	AGOPIX (U) Ltd	Filling Station: Block 236, Plot 2520 along Jinja Road, Kazinga Village, Bweyongerere Parish, Kira TC, Kyadondo County, Wakiso District	31-Jul-2015	5	Years	500,000	30-Jul-2020
00134	JAPS Fuel Station Ltd	Fuel Filling Station: Along Mbarara-Masaka Road, Plot 7/9 Block 39, Rwebishekye / Kanyara Village, Nyabuhama Parish, Biharwe Town Board, Biharwe SubCounty, Kashari County, Mbarara District.	1-Sep-2015	5	Years	781,782	31-Aug-2020
00135	Ddumba-Masauli Oil Services Ltd	Fuel Service Station: Located along Kampala-Entebbe Road, on Block 266, Plot 40, Seguku Central Zone, Seguku Parish, Makindye Ssabagobo Sub-County, Kyadondo County, Wakiso District.	1-Sep-2015	5	Years	407,000	31-Aug-2020
00136	DON Uganda Ltd	Fuel Service Station: At Plot 61, Lusaka Upper, Northern Ward, Kahoora Division, Hoima Municipality, Hoima District	4-Sep-2015	5	Years	400,000	3-Sep-2020
00137	DON Uganda Ltd	Fuel Service Station: Along MV Kyoga-1 Ferry Road, Namasale Trading Centre Cell, Central Ward, Namasale Town Council, Amolator District	4-Sep-2015	5	Years	400,000	3-Sep-2020
00138	DON Uganda Ltd	Fuel Service Station: At Plot 13-15 along Crawford Avenue in Water Supply Zone, Kamuli Town Council, Bugabula North County, Kamuli District	4-Sep-2015	5	Years	400,000	3-Sep-2020
00139	DON Uganda Ltd	Fuel Service Station: Along Packwach Road on Plot 21 in Arua Hill Cell, Awindiri Ward, Arua Hill Division, Arua Municipal Council, Arua District	10-Sep-2015	5	Years	400,000	9-Sep-2020
00140	DON Uganda Ltd	Fuel Service Station: Located at Kisekende Village, Kisekende Parish, Mubende Town Council, Mubende District	10-Sep-2015	5	Years	400,000	9-Sep-2020
00141	KYAMP'S Investments (U) Ltd	Filling Station: At Kyambura Village, along Ishaka-Kasese Road, Kyambura Parish, Kichwamba Sub-County, Bunyaruguru, Rubirizi District.	21-Sep-2015	5	Years	150,000	20-Sep-2020
00142	KYAMP'S Investments (U) Ltd	Filling Station: At Swazi Village, along Ishaka-Kasese Road, Kabingo Parish, Kyamuhunga Sub-County, Bushenyi District.	21-Sep-2015	5	Years	130,000	20-Sep-2020
00143	HOME Oils Uganda Ltd	Fuel Station: Along Ntungamo-Mbarara Road, in Cell 3, Park Ward, Southern Division, Ntungamo Municipality, Ntungamo District.	22-Sep-2015	5	Years	200,000	21-Sep-2020
00144	DON Uganda Ltd	Fuel Service Station: Located at Pabbo Kal Trading Centre, Pabbo Sub-County, Kilak County, Amuru District	22-Sep-2015	5	Years	400,000	21-Sep-2020
00145	GM Oils Uganda Ltd	Filling Station: Located along Kampala-Masaka Road on Block 359 Plot 730, Nakatema/Buwaali Village, Ssabawaali B Nsangi Parish, Ssabagabo Sub-County, Busiro County, Wakiso District.	29-Sep-2015	5	Years	500,000	28-Sep-2020
00146	B.K Oils Katungu Service Station	Revamp of Ishaka Service Station: Along Ishaka-Rukungiri Road, Ward-3, Ishaka Division, Bushenyi-Ishaka Municipal Council, Bushenyi District.	29-Sep-2015	5	Years	400,000	28-Sep-2020
00147	ECO Petro (U) Ltd	Fuel Service Station: Located at Plot 286, 2377, 2011 and 1803 Blocak 236 along Kampala-Jinja Highway in Kireku Zone, Bweyogerere-Namanve Parish, Kira T/C, Wakiso District.	29-Sep-2015	5	Years	500,000	28-Sep-2020
00148	Hardrich Investments Ltd	Fuel Station: Plot 2335, Block 105, Seeta Ward, Bugoba Zone, Mukono Municipal Council, Mukono District	6-Oct-2015	5	Years	500,000	5-Oct-2020

PCP No.	Issued to	Location	Issue Date	Validity / duration		Fees Paid (UGX)	Expiry Date
00149	MUTHBWA Investments Ltd	Filling Station: Along Masaka Road, Mukono Zone LCI, Nsangi Parish, Nsangi Sub-County, Busiro County, Wakiso District	6-Oct-2015	5	Years	500,000	5-Oct-2020
00150	BIMO Fuel Station Ltd	Fuel Service Station: Located at Plot 1850 and 1851 Blocak 167 at Nakwero 'E' LCI, Kimwanyi Ward, Kira T/C, Wakiso District.	21-Oct-2015	5	Years	500,000	20-Oct-2020
00151	MILCOM Service Station	Milcom Service Station: Plot 92, Block 84, Kiyunga Village, Kyampiisi Sub-County, Kyagwwe County, Mukono District.	21-Oct-2015	5	Years	318,409	20-Oct-2020
TOTAL AMOUNT						96,444,371	

2.5: LIST OF LICENSED PETROLEUM SUPPLY COMPANIES TO DATE

Licence No.	Licencee Name	Address	Licensed activities	Fees Paid (UGX)	Issue Date	Validity/duration		Expiry Date
00001	SHELL Uganda Ltd	P.O. Box 7082, Kampala	Importation, Exportation & Storage	7,000,000	20-Jun-2011	10	Years	19-Jun-2021
00002	SHELL Uganda Ltd	P.O. Box 7082, Kampala	Wholesale + Retail Distribution	2,500,000	20-Jun-2011	5	Years	19-Jun-2016
00003	TOTAL Uganda Ltd	P.O. Box 3079, Kampala	Importation, Exportation & Storage	7,000,000	27-Apr-2011	10	Years	26-Apr-2021
00004	TOTAL Uganda Ltd	4, Eighth Street, Industrial Area	Wholesale + Retail Distribution	2,500,000	27-Apr-2011	5	Years	26-Apr-2016
00005	PETRO Uganda Ltd	P.O. Box 28403, Kampala	Importation, Exportation & Storage	7,000,000	21-Jun-2011	10	Years	20-Jun-2021
00006	PETRO Uganda Ltd	P.O. Box 28403, Kampala	Wholesale + Retail Distribution	2,500,000	21-Jun-2011	5	Years	20-Jun-2016
00007	HASS Petroleum Uganda Ltd	P.O. Box 28294, Kampala	Importation + Exportation	4,000,000	14-Jun-2011	10	Years	15-Jun-2021
00008	HASS Petroleum Uganda Ltd	P.O. Box 28294, Kampala	Wholesale + Retail Distribution	2,500,000	14-Jun-2011	5	Years	15-Jun-2016
00009	KOBIL Uganda Ltd	P.O. Box 27478, Kampala	Importation, Exportation & Storage	7,000,000	26-May-2011	10	Years	25-May-2021
00010	KOBIL Uganda Ltd	P.O. Box 27478, Kampala	Wholesale + Retail Distribution	2,500,000	26-May-2011	5	Years	25-May-2016
00011	KRIP Uganda Ltd	Plot 15/17 2nd St. Industrial Area, P.O. Box 28475 Kla	Importation + Exportation	4,000,000	11-Jul-2010	10	Years	10-Jul-2020
00012	CANCELLED	-	-	-	-	-	-	-
00013	ECO Petrol Uganda Ltd	Plot 136, 6th St. Industrial Area, P.O. Box 1784 Kla	Importation	3,000,000	2-Aug-2010	10	Years	1-Aug-2020
00014	ECO Petrol Uganda Ltd	Plot 136, 6th St. Industrial Area, P.O. Box 1784 Kla	Wholesale + Retail Distribution	2,500,000	2-Aug-2010	5	Years	1-Aug-2020
00015	GOOD TOILS Ltd	M.K House 4th Floor Bweyogerere; P.O. BOX 23643 Kampala	Importation	3,000,000	28-Aug-2010	10	Years	27-Aug-2020
00016	GOOD TOILS Ltd	M.K House 4th Floor Bweyogerere; P.O. BOX 23643 Kampala	Wholesale + Retail Distribution	2,500,000	28-Aug-2010	5	Years	27-Aug-2015
00017	CANCELLED	-	-	-	-	-	-	-
00018	KARUGUZA Starlight Service Station	P.O. Box 75 Karuguza, Kibale District	Retail Distribution	1,000,000	14-Sep-2010	5	Years	13-Sep-2015
00019	BUNYONYI Service Station Ltd t/a FIRST Service Station	P.O. Box 367, Kabale District	Retail Distribution	1,000,000	14-Sep-2010	5	Years	13-Sep-2015
00020	BWIK Petroleum Ltd	Plot 28/34 Coronation St. UMA show grounds. P.O. Box 293 Kla	Importation + Exportation	4,000,000	14-Sep-2010	10	Years	13-Sep-2020
00021	HASHI ENERGY Uganda Ltd	B.P 18 Shimon Rd Suite B2; P.O. Box 33908 Kampala	Importation	3,000,000	24-Sep-2010	10	Years	23-Sep-2020
00022	HASHI ENERGY Uganda Ltd	B.P 18 Shimon Rd Suite B2; P.O. Box 33908 Kampala	Wholesale Distribution	1,500,000	24-Sep-2010	5	Years	23-Sep-2015
00023	CANCELLED	-	-	-	-	-	-	-
00024	METRO Petroleum Uganda Ltd	3rd Floor, Communications Hse, Plot 1 Colville Street; P.O. Box 29453 Kampala	Importation	3,000,000	23-Sep-2010	10	Years	22-Sep-2020
00025	METRO Petroleum Uganda Ltd	4th Floor, Communications Hse, Plot 1 Colville Street; P.O. Box 29453 Kampala	Wholesale Distribution	1,500,000	23-Sep-2010	5	Years	22-Sep-2015
00026	ROOFINGS Rolling Mills Ltd		Importation & Storage of LPG	6,000,000	29-Sep-2010	10	Years	28-Sep-2020

Licence No.	Licencee Name	Address	Licensed activities	Fees Paid (UGX)	Issue Date	Validity/duration		Expiry Date
00027	EXPRESS Oil Ltd	Plot 1714 Jinja Rd, Bweyogerere. P.O. Box 29403 Kla	Importation	3,000,000	29-Sep-2010	10	Years	28-Sep-2020
00028	EXPRESS Oil Ltd	Plot 1714 Jinja Rd, Bweyogerere. P.O. Box 29403 Kla	Wholesale + Retail Distribution	2,500,000	29-Sep-2010	5	Years	28-Sep-2015
00029	MAROSA Holding Ltd	Plot 1 Old kla Rd, P.O. Box 23696 Kampala;	Importation	3,000,000	7-Oct-2010	10	Years	6-Oct-2020
00030	MAROSA Holding Ltd	Plot 1 Old kla Rd, P.O. Box 23696 Kampala;	Wholesale Distribution	1,500,000	7-Oct-2010	5	Years	6-Oct-2015
00031	DON Uganda Ltd	Plot 85 Sir Apollo Kagwa Rd, P.O. Box 29445 Kampala	Importation + Exportation	4,000,000	7-Oct-2010	10	Years	6-Oct-2020
00032	DON Uganda Ltd	Plot 85 Sir Apollo Kagwa Rd, P.O. Box 29445 Kampala	Wholesale + Retail Distribution	2,500,000	7-Oct-2010	5	Years	6-Oct-2015
00033	RAMZI OILS Ltd	P.O. Box 11752 Plot 244 Kawanda, Trading Centre.	Retail Distribution	1,000,000	8-Nov-2010	5	Years	7-Nov-2015
00034	PLANET Petroleum Uganda Ltd	P.O. Box 622 Jinja	Importation	3,000,000	8-Nov-2010	10	Years	7-Nov-2020
00035	PLANET Petroleum Uganda Ltd	P.O. Box 622 Jinja	Retail Distribution	1,000,000	8-Nov-2010	5	Years	7-Nov-2015
00036	SGC INVESTMENT Ltd	Corporate Investment Brockers, 3rd Floor, Social Security House	Importation	3,000,000	22-Nov-2010	10	Years	21-Nov-2020
00037	SGC INVESTMENT Ltd	Corporate Investment Brockers, 3rd Floor, Social Security House	Wholesale Distribution	1,500,000	22-Nov-2010	5	Years	21-Nov-2015
00038	TANGA Petroleum Uganda	P.O. Box 30931 Kampala	Importation	3,000,000	6-Dec-2010	10	Years	5-Dec-2020
00039	TANGA Petroleum Uganda	P.O. Box 30931 Kampala	Wholesale Distribution	1,500,000	6-Dec-2010	5	Years	5-Dec-2015
00040	JADE Petroleum Uganda Ltd	Plot 32/34, 7th St. Industrial Area; P.O. Box 1726 Kampala	Importation	3,000,000	9-Dec-2010	10	Years	8-Dec-2020
00041	JADE Petroleum Uganda Ltd	Plot 32/34, 7th St. Industrial Area; P.O. Box 1726 Kampala	Wholesale Distribution	1,500,000	9-Dec-2010	5	Years	8-Dec-2015
00042	SAGE OIL Ltd	P.O. Box 36214 Kla	Importation	3,000,000	9-Dec-2010	10	Years	8-Dec-2020
00043	SAGE OIL Ltd	P.O. Box 36214 Kla	Wholesale Distribution	1,500,000	9-Dec-2010	5	Years	8-Dec-2015
00044	OILNET Petroleum Uganda Ltd	P.O. BOX 37346 KAMPALA	Importation	3,000,000	9-Dec-2010	10	Years	8-Dec-2020
00045	OILNET Petroleum Uganda Ltd	P.O. BOX 37346 KAMPALA	Wholesale Distribution	1,500,000	9-Dec-2010	5	Years	8-Dec-2015
00046	CITICOM Petroleum Ltd	PO BOX 32009 KLA	Importation	3,000,000	15-Dec-2010	10	Years	14-Dec-2020
00047	CITICOM Petroleum Ltd	PO BOX 32009 KLA	Wholesale Distribution	1,500,000	15-Dec-2010	5	Years	14-Dec-2015
00048	GULF ENERGY Ltd	P.O. BOX 8838 KLA	Importation	3,000,000	15-Dec-2010	10	Years	14-Dec-2020
00049	GULF ENERGY Ltd	P.O. BOX 8838 KLA	Wholesale Distribution	1,500,000	15-Dec-2010	5	Years	14-Dec-2015
00050	OLYMPIC Petroleum Uganda Ltd	P.O. BOX 32004 KLA	Importation	3,000,000	25-Jan-2011	10	Years	24-Jan-2021
00051	OLYMPIC Petroleum Uganda Ltd	P.O. BOX 32004 KLA	Wholesale Distribution	1,500,000	25-Jan-2011	5	Years	24-Jan-2016
00052	KENLOYD LOGISTICS Ltd	P.O BOX 5243 KLA	Importation	3,000,000	31-Jan-2011	10	Years	30-Jan-2021
00053	KENLOYD LOGISTICS Ltd	P.O BOX 5243 KLA	Wholesale Distribution	1,500,000	31-Jan-2011	5	Years	30-Jan-2016
00054	NAKS TRADING COMPANY LTD	P.O. BOX 28276 KLA	Retail Distribution	1,000,000	31-Jan-2011	5	Years	30-Jan-2021
00055	CANCELLED							
00056	CANCELLED							
00057	AFRICA OIL Uganda Ltd	P.O. BOX 30658 KLA	Importation	3,000,000	14-Feb-2011	10	Years	13-Feb-2021
00058	AFRICA OIL Uganda Ltd	P.O. BOX 30658 KLA	Retail Distribution	1,000,000	14-Feb-2011	5	Years	13-Feb-2016

Licence No.	Licencee Name	Address	Licenced activities	Fees Paid (UGX)	Issue Date	Validity/duration	Expiry Date
00059	SYNERGY OIL Uganda Ltd	P.O. BOX 21086 KLA	Importation	3,000,000	14-Feb-2011	10 Years	13-Feb-2021
00060	SYNERGY OIL Uganda Ltd	P.O. BOX 21086 KLA	Wholesale Distribution	1,500,000	14-Feb-2011	5 Years	13-Feb-2016
00061	LIBYA OIL Uganda Ltd t/a Oilibya	P.O. BOX 32271 KLA	Wholesale + Retail Distribution	2,500,000	14-Feb-2011	5 Years	13-Feb-2016
00062	OMITTED DURING PRINTING						
00063	LIBYA OIL Uganda Ltd t/a Oilibya	P.O. BOX 32271 KLA	Importation + Exportation	4,000,000	14-Feb-2011	5 Years	13-Feb-2016
00064	PETIBAR ENTERPRISES Ltd	P.O. BOX 130 HOIMA	Retail Distribution	1,000,000	15-Feb-2011	5 Years	14-Feb-2016
00065	CANCELLED						
00066	GASCO UNITED Ltd	P.O. Box 9152, Kampala	Importation	3,000,000	17-Mar-2011	10 Years	16-Mar-2021
00067	GASCO UNITED Ltd	P.O. Box 9152, Kampala	Wholesale Distribution	1,500,000	17-Mar-2011	5 Years	16-Mar-2016
00068	YAGBRON Energy Ltd	P.O. Box 3011, Kampala	Importation	3,000,000	30-Mar-2011	10 Years	29-Mar-2021
00069	YAGBRON Energy Ltd	P.O. Box 3011, Kampala	Wholesale Distribution	1,500,000	30-Mar-2011	5 Years	29-Mar-2016
00070	OILCOM Uganda Ltd	P.O. Box 11771, Kampala	Importation & Storage	6,000,000	30-Mar-2011	10 Years	29-Mar-2021
00071	OILCOM Uganda Ltd	P.O. Box 11771, Kampala	Wholesale + Retail Distribution	2,500,000	30-Mar-2011	5 Years	29-Mar-2016
00072	IGAR Uganda Ltd	P.O. Box 622, Jinja	Importation	3,000,000	30-Mar-2011	10 Years	29-Mar-2021
00073	IGAR Uganda Ltd	P.O. Box 622, Jinja	Wholesale + Retail Distribution	2,500,000	30-Mar-2011	5 Years	29-Mar-2016
00074	MOPETRO Ltd	P.O. Box 6470, Kampala	Importation	3,000,000	31-Mar-2011	10 Years	30-Mar-2021
00075	MOPETRO Ltd	P.O. Box 6470, Kampala	Wholesale + Retail Distribution	2,500,000	31-Mar-2011	5 Years	30-Mar-2016
00076	PREMIUM Petroleum Uganda Ltd	P.O. Box 33147, Kampala	Importation	3,000,000	8-Apr-2011	10 Years	7-Apr-2021
00077	PREMIUM Petroleum Uganda Ltd	P.O. Box 33147, Kampala	Wholesale + Retail Distribution	2,500,000	8-Apr-2011	5 Years	7-Apr-2016
00078	TOSHA Uganda Ltd	P.O. Box 21942, Kampala	Importation	3,000,000	11-Apr-2011	10 Years	10-Apr-2021
00079	TOSHA Uganda Ltd	P.O. Box 21942, Kampala	Wholesale + Retail Distribution	2,500,000	11-Apr-2011	5 Years	10-Apr-2016
00080	MGS International Uganda Ltd t/a MOGAS	P.O. Box 19, Kampala	Importation, Exportation & Storage	7,000,000	14-Apr-2011	10 Years	13-Apr-2021
00081	MGS International Uganda Ltd t/a MOGAS	P.O. Box 19, Kampala	Wholesale + Retail Distribution	2,500,000	14-Apr-2011	5 Years	13-Apr-2016
00082	CITY OIL Uganda Ltd	P.O. Box 10022, Kampala	Importation	3,000,000	27-Apr-2011	10 Years	26-Apr-2021
00083	CITY OIL Uganda Ltd	P.O. Box 10022, Kampala	Wholesale + Retail Distribution	2,500,000	27-Apr-2011	5 Years	26-Apr-2016
00084	SUPER OIL Ltd	P.O. Box 8586, Kampala	Retail Distribution	1,000,000	28-Apr-2011	5 Years	27-Apr-2016
00085	GAPCO Uganda Ltd	P.O. Box 7105, Kampala	Importation, Exportation & Storage	7,000,000	4-May-2011	10 Years	3-May-2021
00086	GAPCO Uganda Ltd	P.O. Box 7105, Kampala	Wholesale + Retail Distribution	2,500,000	4-May-2011	5 Years	3-May-2016
00087	ECO OIL Uganda Ltd	P.O. Box 27555, Kampala	Importation	3,000,000	4-May-2011	10 Years	3-May-2021
00088	ECO OIL Uganda Ltd	P.O. Box 27555, Kampala	Wholesale	1,500,000	4-May-2011	5 Years	3-May-2016
00089	ABBARCI Petroleum Marketing Company	P.O. Box 6356, Kampala	Importation	3,000,000	9-May-2011	10 Years	8-May-2021
00090	ABBARCI Petroleum Marketing Company	P.O. Box 6356, Kampala	Wholesale Distribution	1,500,000	9-May-2011	5 Years	8-May-2016
00091	WELFA Petroleum Uganda Ltd	P.O. Box 28294, Kampala	Importation	3,000,000	9-May-2011	10 Years	8-May-2021
00092	WELFA Petroleum Uganda Ltd	P.O. Box 28294, Kampala	Wholesale Distribution	1,500,000	9-May-2011	5 Years	8-May-2016
00093	OIL BAY Uganda Ltd	P.O. Box 22847, Kampala	Retail Distribution	1,000,000	9-May-2011	5 Years	8-May-2016
00094	ADDAX OIL Uganda Ltd	P.O. Box 27603, Kampala	Importation	3,000,000	26-May-2011	10 Years	25-May-2021
00095	ADDAX OIL Uganda Ltd	P.O. Box 27603, Kampala	Wholesale	1,500,000	26-May-2011	5 Years	25-May-2016
00096	DELTA Petroleum Uganda Ltd	P.O. Box 10983, Kampala	Importation	3,000,000	27-May-2011	10 Years	26-May-2021

Licence No.	Licencee Name	Address	Licensed activities	Fees Paid (UGX)	Issue Date	Validity/duration	Expiry Date
00097	DELTA Petroleum Uganda Ltd	P.O. Box 10983, Kampala	Wholesale + Retail Distribution	2,500,000	27-May-2011	5 Years	26-May-2016
00098	DAWSON Service Ltd	P.O. Box 71304, Kampala	Importation	3,000,000	1-Jun-2011	10 Years	31-May-2021
00099	DAWSON Service Ltd	P.O. Box 71304, Kampala	Wholesale + Retail Distribution	2,500,000	1-Jun-2011	5 Years	31-May-2016
00100	PETROCITY Enterprises Uganda Ltd	P.O. Box 16112, Kampala	Importation, Exportation & Storage	7,000,000	1-Jun-2011	10 Years	31-May-2021
00101	PETROCITY Enterprises Uganda Ltd	P.O. Box 16112, Kampala	Wholesale, Retail Distribution + Surface Transportation	4,500,000	1-Jun-2011	5 Years	31-May-2016
00102	ENGEN Uganda Ltd	P.O. Box 6338, Kampala	Importation & Exportation	4,000,000	6-Jun-2011	10 Years	5-Jun-2021
00103	ENGEN Uganda Ltd	P.O. Box 6338, Kampala	Wholesale + Retail Distribution	2,500,000	6-Jun-2011	5 Years	5-Jun-2016
00104	HARED Petroleum Ltd	P.O. Box 5125, Jinja	Importation, Exportation & Storage	7,000,000	8-Jun-2011	10 Years	7-Jun-2021
00105	HARED Petroleum Ltd	P.O. Box 5125, Jinja	Wholesale + Retail Distribution	2,500,000	8-Jun-2011	5 Years	7-Jun-2016
00106	FAST Energy Uganda Ltd	P.O. Box 7248, Kampala	Importation	3,000,000	14-Jun-2011	10 Years	13-Jun-2021
00107	FAST Energy Uganda Ltd	P.O. Box 7248, Kampala	Wholesale Distribution	1,500,000	14-Jun-2011	5 Years	13-Jun-2016
00108	TROPICAL Energy Dealers Ltd	P.O. Box 7698, Kampala	Importation	3,000,000	14-Jun-2011	10 Years	13-Jun-2021
00109	TROPICAL Energy Dealers Ltd	P.O. Box 7698, Kampala	Wholesale Distribution	1,500,000	14-Jun-2011	5 Years	13-Jun-2016
00110	KIMSAM Investments (U) Ltd	P.O. Box 11656, Kampala	Importation	3,000,000	20-Jun-2011	10 Years	19-Jun-2021
00111	KIMSAM Investments (U) Ltd	P.O. Box 11656, Kampala	Wholesale Distribution	1,500,000	20-Jun-2011	5 Years	19-Jun-2016
00112	BAKRI International Energy Company Uganda Ltd	P.O. Box 32399, Kampala	Importation	3,000,000	20-Jun-2011	10 Years	19-Jun-2021
00113	BAKRI International Energy Company Uganda Ltd	P.O. Box 32399, Kampala	Wholesale Distribution	1,500,000	20-Jun-2011	5 Years	19-Jun-2016
00114	KAKIRA Sugar Ltd	P.O. Box 121, Jinja	Storage	3,000,000	29-Jun-2011	10 Years	28-Jun-2021
00115	BANODA Petroleum Uganda Ltd	P.O. Box 31338, Kampala	Importation	3,000,000	14-Jul-2011	10 Years	13-Jul-2021
00116	BANODA Petroleum Uganda Ltd	P.O. Box 31338, Kampala	Wholesale Distribution	1,500,000	14-Jul-2011	5 Years	13-Jul-2016
00117	OMEGA Oil Uganda Ltd	P.O. Box 16401, Kampala	Importation	3,000,000	5-Aug-2011	10 Years	4-Aug-2021
00118	OMEGA Oil Uganda Ltd	P.O. Box 16401, Kampala	Wholesale Distribution	1,500,000	5-Aug-2011	5 Years	4-Aug-2016
00119	SHIRE Petroleum Company Ltd	P.O. Box 10615, Kampala	Importation	3,000,000	5-Aug-2011	10 Years	4-Aug-2021
00120	SHIRE Petroleum Company Ltd	P.O. Box 10615, Kampala	Wholesale + Retail Distribution	2,500,000	5-Aug-2011	5 Years	4-Aug-2016
00121	NDEGE JUU Africa Ltd	P.O. Box 49, Kisubi	Importation & Storage	6,000,000	5-Aug-2011	10 Years	4-Aug-2021
00122	OCEAN Energy Uganda Ltd	P.O. Box 28329, Kampala	Importation	3,000,000	22-Aug-2011	10 Years	21-Aug-2021
00123	OCEAN Energy Uganda Ltd	P.O. Box 28329, Kampala	Wholesale Distribution	1,500,000	22-Aug-2011	5 Years	21-Aug-2016
00124	JAAB Oils Ltd	P.O. Box 3865, Kampala	Importation	3,000,000	22-Aug-2011	10 Years	21-Aug-2021
00125	JAAB Oils Ltd	P.O. Box 3865, Kampala	Wholesale + Retail Distribution	2,500,000	22-Aug-2011	5 Years	21-Aug-2016
00126	BANODA Oil (U) Ltd	P.O. Box 32004, Kampala	Importation	3,000,000	22-Aug-2011	10 Years	21-Aug-2021
00127	BANODA Oil (U) Ltd	P.O. Box 32004, Kampala	Wholesale Distribution	1,500,000	22-Aug-2011	5 Years	21-Aug-2016
00128	PRIME Petroleum Company Ltd	P.O. Box 24675, Kampala	Importation	3,000,000	22-Aug-2011	10 Years	21-Aug-2021
00129	PRIME Petroleum Company Ltd	P.O. Box 24675, Kampala	Wholesale + Retail Distribution	2,500,000	22-Aug-2011	5 Years	21-Aug-2016
00130	JAZZ-MOZAIT Uganda Ltd	P.O. Box 8230, Kampala	Wholesale Distribution	1,500,000	31-Aug-2011	5 Years	30-Aug-2016
00131	JAZZ-MOZAIT Uganda Ltd	P.O. Box 8230, Kampala	Importation	3,000,000	31-Aug-2011	10 Years	30-Aug-2021
00132	SAMHAR Petroleum Products Company Ltd	P.O. Box 29172, Kampala	Importation & Exportation	4,000,000	5-Sep-2011	10 Years	4-Sep-2021
00133	SAMHAR Petroleum Products Company Ltd	P.O. Box 29172, Kampala	Wholesale Distribution	1,500,000	5-Sep-2011	5 Years	4-Sep-2016

Licence No.	Licencee Name	Address	Licensed activities	Fees Paid (UGX)	Issue Date	Validity/duration	Expiry Date
00134	MAJAB Investment Company Ltd	P.O. Box 909, Masaka	Importation	3,000,000	9-Sep-2011	10 Years	8-Sep-2021
00135	MAJAB Investment Company Ltd	P.O. Box 909, Masaka	Retail Distribution	1,000,000	9-Sep-2011	5 Years	8-Sep-2016
00136	DERO Petroleum Uganda Ltd	P.O. Box 32004, Kampala	Importation	3,000,000	9-Sep-2011	10 Years	8-Sep-2021
00137	DERO Petroleum Uganda Ltd	P.O. Box 32004, Kampala	Wholesale + Retail Distribution	2,500,000	9-Sep-2011	5 Years	8-Sep-2016
00138	SAFARI Energy Uganda Ltd	P.O. Box 28150, Kampala	Importation	3,000,000	9-Sep-2011	10 Years	8-Sep-2021
00139	SAFARI Energy Uganda Ltd	P.O. Box 28150, Kampala	Wholesale + Retail Distribution	2,500,000	9-Sep-2011	5 Years	8-Sep-2016
00140	INLAND Petroleum Uganda Ltd	P.O. Box 36184, Kampala	Importation	3,000,000	13-Sep-2011	10 Years	12-Sep-2021
00141	INLAND Petroleum Uganda Ltd	P.O. Box 36184, Kampala	Wholesale + Retail Distribution	2,500,000	13-Sep-2011	5 Years	12-Sep-2016
00142	KEROKA Petroleum Ltd	P.O. Box 32004, Kampala	Importation	3,000,000	15-Sep-2011	10 Years	14-Sep-2021
00143	KEROKA Petroleum Ltd	P.O. Box 32004, Kampala	Wholesale Distribution	1,500,000	15-Sep-2011	5 Years	14-Sep-2016
00144	CANCELLED						
00145	CANCELLED						
00146	OMEGA Oil Uganda Ltd	P.O. Box 16401, Kampala	Retail Distribution	1,000,000	27-Sep-2011	5 Years	26-Sep-2016
0147	RAAS Petroleum Uganda Ltd	P.O. Box 29172, Kampala	Importation	3,000,000	28-Sep-2011	10 Years	27-Sep-2021
0148	RAAS Petroleum Uganda Ltd	P.O. Box 29172, Kampala	Wholesale Distribution	1,500,000	28-Sep-2011	5 Years	27-Sep-2016
0149	CONCORP Petroleum Ltd	P.O. Box 9010, Kampala	Importation	3,000,000	28-Sep-2011	10 Years	27-Sep-2021
0150	CONCORP Petroleum Ltd	P.O. Box 9010, Kampala	Wholesale + Retail Distribution	2,500,000	28-Sep-2011	5 Years	27-Sep-2016
0151	RUBARE Service Station	P.O. Box 1029, Kabale	Wholesale + Retail Distribution	2,500,000	5-Oct-2011	5 Years	4-Oct-2016
0152	RURO Petroleum Supplies Ltd	P.O. Box 840, Mbarara	Retail Distribution	1,000,000	6-Oct-2011	5 Years	5-Oct-2016
0153	NILE Energy Ltd t/a GAZ	P.O. Box 34308, Kampala	Importation	3,000,000	6-Oct-2011	10 Years	5-Oct-2021
0154	NILE Energy Ltd t/a GAZ	P.O. Box 34308, Kampala	Wholesale + Retail Distribution	2,500,000	6-Oct-2011	5 Years	5-Oct-2016
0155	TROPICAL Petroleum Ltd	P.O. Box 10381, Kampala	Importation	3,000,000	6-Oct-2011	10 Years	5-Oct-2021
0156	TROPICAL Petroleum Ltd	P.O. Box 10381, Kampala	Wholesale Distribution	1,500,000	6-Oct-2011	5 Years	5-Oct-2016
0157	COUNTRY Oils Company Ltd	P.O. Box 12287, Kampala	Wholesale + Retail Distribution	2,500,000	7-Oct-2011	5 Years	6-Oct-2016
0158	MOVERS Enterprise	P.O. Box 4463, Kampala	Retail Distribution	1,000,000	7-Oct-2011	5 Years	6-Oct-2016
0159	ANIK International Ltd	P.O. Box 23124, Kampala	Importation	3,000,000	7-Oct-2011	10 Years	6-Oct-2021
0160	ANIK International Ltd	P.O. Box 23124, Kampala	Wholesale Distribution	1,500,000	7-Oct-2011	5 Years	6-Oct-2016
0161	IMPERIAL Gas Supply Uganda Ltd	P.O. Box 28007, Kampala	LPG Importation & Storage	6,000,000	14-Oct-2011	10 Years	13-Oct-2021
0162	IMPERIAL Gas Supply Uganda Ltd	P.O. Box 28007, Kampala	LPG Retail Distribution	1,000,000	14-Oct-2011	5 Years	13-Oct-2016
0163	MOTOGAS Uganda Ltd	P.O. Box 599, Jinja	Importation	3,000,000	14-Oct-2011	10 Years	13-Oct-2021
0164	MOTOGAS Uganda Ltd	P.O. Box 599, Jinja	Wholesale + Retail Distribution	2,500,000	14-Oct-2011	5 Years	13-Oct-2016
0165	BULIISA Service Station Ltd	P.O. Box 1029, Kabale	Retail Distribution	1,000,000	18-Oct-2011	5 Years	17-Oct-2016
0166	BWIK Petroleum Ltd	P.O. Box 293, Kampala	Wholesale Distribution	1,500,000	18-Oct-2011	5 Years	17-Oct-2016
0167	SAMEER Agriculture and Livestock Ltd	P.O. Box 7098, Kampala	Storage	3,000,000	18-Oct-2011	10 Years	17-Oct-2021
0168	MOIL Uganda Ltd	P.O. Box 27419, Kampala	Importation and Storage	6,000,000	28-Oct-2011	10 Years	27-Oct-2021
0169	MOIL Uganda Ltd	P.O. Box 27419, Kampala	Wholesale + Retail Distribution	2,500,000	28-Oct-2011	5 Years	27-Oct-2016
0170	UNI Oil Uganda Ltd	P.O. Box 32061, Kampala	Importation, Exportation & Storage	7,000,000	28-Oct-2011	10 Years	27-Oct-2021
0171	UNI Oil Uganda Ltd	P.O. Box 32061, Kampala	Surface Transportation, Wholesale + Retail Distribution	4,000,000	28-Oct-2011	5 Years	27-Oct-2016
0172	KPI Petroleum Company Ltd	P.O. Box 3644, Kampala	Importation	3,000,000	2-Nov-2011	10 Years	1-Nov-2021
0173	KPI Petroleum Company Ltd	P.O. Box 3644, Kampala	Wholesale + Retail Distribution	2,500,000	2-Nov-2011	5 Years	1-Nov-2016

Licence No.	Licencee Name	Address	Licensed activities	Fees Paid (UGX)	Issue Date	Validity/duration	Expiry Date
0174	COIL Petroleum Products Ltd	CANCELLED					
0175	COIL Petroleum Products Ltd	CANCELLED					
0176	LUCKOIL Enterprises Ltd	P.O. Box 27425, Kampala	Retail Distribution	1,000,000	10-Nov-2011	5 Years	9-Nov-2016
0177	STANDARD Petroleum	P.O. Box 12211, Kampala	Importation	3,000,000	10-Nov-2011	10 Years	9-Nov-2021
0178	STANDARD Petroleum	P.O. Box 12211, Kampala	Wholesale + Retail Distribution	2,500,000	10-Nov-2011	5 Years	9-Nov-2016
0179	REK Supplies Uganda Ltd	P.O. Box 29923, Kampala	Retail Distribution	1,000,000	10-Nov-2011	5 Years	9-Nov-2016
0180	COIL Petrol Products Ltd	P.O. Box 30324, Kampala	Wholesale Distribution	1,500,000	10-Nov-2011	5 Years	9-Nov-2016
0181	COIL Petrol Products Ltd	P.O. Box 30324, Kampala	Importation	3,000,000	10-Nov-2011	10 Years	9-Nov-2021
0182	SWASS Company Ltd	P.O. Box 1079, Masaka	Importation	3,000,000	23-Nov-2011	10 Years	22-Nov-2021
0183	SWASS Company Ltd	P.O. Box 1079, Masaka	Wholesale Distribution	1,500,000	23-Nov-2011	5 Years	22-Nov-2016
0184	REGNOL Oil Ltd	P.O. Box 21942, Kampala	Importation	3,000,000	30-Nov-2011	10 Years	29-Nov-2021
0185	REGNOL Oil Ltd	P.O. Box 21942, Kampala	Wholesale Distribution	1,500,000	30-Nov-2011	5 Years	29-Nov-2016
0186	ROCK Global Oil Ltd	P.O. Box 83, Nebbi	Importation	3,000,000	30-Nov-2011	10 Years	29-Nov-2021
0187	ROCK Global Oil Ltd	P.O. Box 83, Nebbi	Wholesale + Retail Distribution	2,500,000	30-Nov-2011	5 Years	29-Nov-2016
0188	HABIBOIL Ltd	P.O. Box 1444, Kampala	Importation and Storage	6,000,000	16-Dec-2011	10 Years	15-Dec-2021
0189	HABIBOIL Ltd	P.O. Box 1444, Kampala	Wholesale + Retail Distribution	2,500,000	16-Dec-2011	5 Years	15-Dec-2016
0190	ASTRO Investments Co. Ltd	P.O. Box 645, Kampala	Importation	3,000,000	19-Dec-2011	10 Years	18-Dec-2021
0191	ASTRO Investments Co. Ltd	P.O. Box 645, Kampala	Wholesale Distribution	1,500,000	19-Dec-2011	5 Years	18-Dec-2016
0192	AYAGO Agro Industries Ltd	P.O. 2671, Kampala	Importation, Storage and Industrial Consumers of HEXANE	6,500,000	19-Dec-2011	10 Years	18-Dec-2021
0193	DUALE Petroleum Uganda Ltd t/a DUP	P.O. Box 7369, Kampala	Importation	3,000,000	19-Dec-2011	10 Years	18-Dec-2021
0194	DUALE Petroleum Uganda Ltd t/a DUP	P.O. Box 7369, Kampala	Retail Distribution	1,000,000	19-Dec-2011	5 Years	18-Dec-2016
0195	M.T. Oil Uganda Ltd	P.O. Box 599, Lira	Importation	3,000,000	21-Dec-2011	10 Years	20-Dec-2021
0196	M.T. Oil Uganda Ltd	P.O. Box 599, Lira	Retail Distribution	1,000,000	21-Dec-2011	5 Years	20-Dec-2016
0197	STABEX International Ltd	P.O. Box 3521, Kampala	Importation	3,000,000	29-Dec-2011	10 Years	28-Dec-2021
0198	STABEX International Ltd	P.O. Box 3521, Kampala	Wholesale + Retail Distribution	2,500,000	29-Dec-2011	5 Years	28-Dec-2016
0199	PRIMEFUELS Uganda Ltd	P.O. Box 35098, Kampala	Importation & Exportation	4,000,000	29-Dec-2011	10 Years	28-Dec-2021
0200	PRIMEFUELS Uganda Ltd	P.O. Box 35098, Kampala	Surface Transportation and Wholesale Distribution	3,000,000	29-Dec-2011	5 Years	28-Dec-2016
0201	EAGLE Petroleum Ltd	P.O. 34404, Kampala	Importation	3,000,000	13-Jan-2012	10 Years	12-Jan-2022
0202	EAGLE Petroleum Ltd	P.O. 34404, Kampala	Retail Distribution	1,000,000	13-Jan-2012	5 Years	12-Jan-2017
0203	POWER Petroleum (E.A.) Ltd	C/o P.O. Box 7369, Kampala	Importation	3,000,000	13-Jan-2012	10 Years	12-Jan-2022
0204	POWER Petroleum (E.A.) Ltd	C/o P.O. Box 7369, Kampala	Wholesale Distribution	1,500,000	13-Jan-2012	5 Years	12-Jan-2017
0205	FUELEX Uganda Ltd	P.O. Box 30552, Kampala	Importation & Exportation	4,000,000	30-Jan-2012	10 Years	29-Jan-2022
0206	FUELEX Uganda Ltd	P.O. Box 30552, Kampala	Wholesale + Retail Distribution	2,500,000	30-Jan-2012	5 Years	29-Jan-2017
0207	VOLCAN Ltd	P.O. Box 645, Kampala	Importation	3,000,000	30-Jan-2012	10 Years	29-Jan-2022
0208	VOLCAN Ltd	P.O. Box 645, Kampala	Wholesale Distribution	1,500,000	30-Jan-2012	5 Years	29-Jan-2017
0209	TAQQADUM Petroleum (U) Ltd t/a TQ	P.O. Box 33147, Kampala	Retail Distribution	1,000,000	6-Feb-2012	5 Years	5-Feb-2017
0210	BANODA Petroleum Uganda Ltd	P.O. Box 32004, Kampala	Storage	3,000,000	6-Feb-2012	10 Years	5-Feb-2022
0211	WOODMORE Energy Consultancy Ltd	P.O. Box 8366, Kampala	Importation	3,000,000	20-Mar-2012	10 Years	19-Mar-2022

Licence No.	Licencee Name	Address	Licensed activities	Fees Paid (UGX)	Issue Date	Validity/duration		Expiry Date
0212	WOODMORE Energy Consultancy Ltd	P.O. Box 8366, Kampala	Wholesale Distribution	1,500,000	20-Mar-2012	5	Years	19-Mar-2017
0213	EXO Oil Uganda Ltd	P.O. Box 33997, Kampala	Importation	3,000,000	5-Apr-2012	10	Years	4-Apr-2022
0214	EXO Oil Uganda Ltd	P.O. Box 33997, Kampala	Wholesale Distribution	1,500,000	5-Apr-2012	5	Years	4-Apr-2017
0215	TELOIL Company (U) Ltd	P.O. Box 27091, Kampala	Retail Distribution	1,000,000	5-Apr-2012	5	Years	4-Apr-2017
0216	SMART Oils (U) Ltd	P.O. Box 3523, Kampala	Retail Distribution	1,000,000	5-Apr-2012	5	Years	4-Apr-2017
0217	EKONE International Co. Ltd.	P.O. Box 72457, Kampala	Importation	3,000,000	5-Apr-2012	10	Years	4-Apr-2022
0218	EKONE International Co. Ltd.	P.O. Box 72457, Kampala	Wholesale Distribution	1,500,000	5-Apr-2012	5	Years	4-Apr-2017
0219	HIGHWAY Oil	P.O. Box 30941, Kampala	Retail Distribution	1,000,000	20-Apr-2012	5	Years	19-Apr-2017
0220	WANA Solutions (U) Ltd	P.O. Box 31438, Kampala	LPG Importation	3,000,000	20-Apr-2012	10	Years	19-Apr-2022
0221	WANA Solutions (U) Ltd	P.O. Box 31438, Kampala	LPG Retail Distribution	1,000,000	20-Apr-2012	5	Years	19-Apr-2017
0222	RED Concepts Ltd	P.O. Box 37306, Kampala	Furnace Oil Importation	3,000,000	20-Apr-2012	10	Years	19-Apr-2022
0223	RED Concepts Ltd	P.O. Box 37306, Kampala	Furnace Oil Wholesale Distribution	1,500,000	20-Apr-2012	5	Years	19-Apr-2017
0224	KANYANYA Service Station	P.O. Box 2294, Kampala	Retail Distribution	1,000,000	4-May-2012	5	Years	3-May-2017
0225	JYRA Services Ltd	P.O. Box 25215, Kampala	Retail Distribution	1,000,000	4-May-2012	5	Years	3-May-2017
0226	MAFUTA Products (Uganda) Ltd	P.O. Box 29172, Kampala	Importation	3,000,000	4-May-2012	10	Years	3-May-2022
0227	MAFUTA Products (Uganda) Ltd	P.O. Box 29172, Kampala	Retail Distribution	1,000,000	4-May-2012	5	Years	3-May-2017
0228	BRUD Enterprises	P.O. Box 328, Mubende	Importation	3,000,000	31-May-2012	10	Years	30-May-2022
0229	BRUD Enterprises	P.O. Box 328, Mubende	Wholesale + Retail Distribution	2,500,000	31-May-2012	5	Years	30-May-2017
0230	CLEAN Oil Uganda Ltd	P.O. Box 25727, Kampala	Importation and Exportation	4,000,000	31-May-2012	10	Years	30-May-2022
0231	CLEAN Oil Uganda Ltd	P.O. Box 25727, Kampala	Transportation and Wholesale Distribution	3,000,000	31-May-2012	5	Years	30-May-2017
0232	S.R Petroleum Ltd	P.O. Box 34404, Kampala	Importation	3,000,000	1-Jun-2012	10	Years	31-May-2022
0233	S.R Petroleum Ltd	P.O. Box 34404, Kampala	Retail Distribution	1,000,000	1-Jun-2012	5	Years	31-May-2017
0234	LOBIRONG Holdings Ltd	P.O. Box 24, Kamuli						
0235	LOBIRONG Holdings Ltd	P.O. Box 24, Kamuli	Importation	3,000,000	3-Aug-2012	10	Years	2-Aug-2022
0236	LOBIRONG Holdings Ltd	P.O. Box 24, Kamuli	Wholesale Distribution	1,500,000	3-Aug-2012	5	Years	2-Aug-2017
0237	RIVA Petroleum Uganda Ltd	P.O. 2021, Kampala	Importation	3,000,000	3-Aug-2012	10	Years	2-Aug-2022
0238	RIVA Petroleum Uganda Ltd	P.O. 2021, Kampala	Wholesale Distribution	1,500,000	3-Aug-2012	5	Years	2-Aug-2017
0239	New Mbarara Service Station	P.O. Box 1174, Mbarara	Retail Distribution	1,000,000	3-Aug-2012	5	Years	2-Aug-2017
0240	ATOTTI Rural Distributors & Contractors	P.O. Box 204, Soroti	Importation	3,000,000	29-Aug-2012	10	Years	28-Aug-2022
0241	ATOTTI Rural Distributors & Contractors	P.O. Box 204, Soroti	Retail Distribution	1,000,000	29-Aug-2012	5	Years	28-Aug-2017
0242	HIPPO Investments Ltd	P.O. Box 28294, Kampala	Retail Distribution	1,000,000	29-Aug-2012	5	Years	28-Aug-2017
0243	BANODA Petroleum Uganda Ltd	P.O. Box 32004, Kampala	Retail Distribution	1,000,000	14-Sep-2012	5	Years	13-Sep-2017
0244	Krishna Services Ltd	P.O. Box 5011, Jinja	Retail Distribution	1,000,000	18-Sep-2012	5	Years	17-Sep-2017
0245	GAZ Oil Uganda Ltd	P.O. Box 7048, Kampala	Retail Distribution	1,000,000	18-Sep-2012	5	Years	17-Sep-2017
0246	NDUSA Oil Ltd	P.O. Box 1018, Kampala	Retail Distribution	1,000,000	18-Sep-2012	5	Years	17-Sep-2017
0247	HAKI Oils Ltd	P.O. Box 24892, Kampala	Importation	3,000,000	2-Oct-2012	10	Years	1-Oct-2022
0248	HAKI Oils Ltd	P.O. Box 24892, Kampala	Retail Distribution	1,000,000	2-Oct-2012	5	Years	1-Oct-2017
0249	2AL-Oils Ltd	P.O. Box 762, Kampala	Retail Distribution	1,000,000	5-Oct-2012	5	Years	4-Oct-2017
0250	SHIRE Petroleum Company Ltd	P.O. Box 10615, Kampala	Storage	3,000,000	5-Oct-2012	10	Years	4-Oct-2022
0251	RUCSA Investment Ltd	P.O. Box 8573, Kampala	Importation	3,000,000	15-Oct-2012	10	Years	14-Oct-2022

Licence No.	Licencee Name	Address	Licensed activities	Fees Paid (UGX)	Issue Date	Validity/duration	Expiry Date
0252	RUCSA Investment Ltd	P.O. Box 8573, Kampala	Wholesale Distribution	1,500,000	15-Oct-2012	5 Years	14-Oct-2017
0253	SAHAN Investments Ltd t/a SAHAN Petroleum Ltd	P.O. Box 71349, Kampala	Importation	3,000,000	15-Oct-2012	10 Years	14-Oct-2022
0254	SAHAN Investments Ltd t/a SAHAN Petroleum Ltd	P.O. Box 71349, Kampala	Wholesale + Retail Distribution	2,500,000	15-Oct-2012	5 Years	14-Oct-2017
0255	OIL Energy (U) Ltd	Lumumba, Soroti Rd	Importation	3,000,000	16-Oct-2012	10 Years	15-Oct-2022
0256	OIL Energy (U) Ltd	Lumumba, Soroti Rd	Retail Distribution	1,000,000	16-Oct-2012	5 Years	15-Oct-2017
0257	EXCEL Energy Ltd	P.O. Box 3643, Kampala	Importation	3,000,000	16-Oct-2012	10 Years	15-Oct-2022
0258	EXCEL Energy Ltd	P.O. Box 3643, Kampala	Wholesale Distribution	1,500,000	16-Oct-2012	5 Years	15-Oct-2017
0259	BOLTS Petroleum (U) Ltd	P.O. Box 30481, Kampala	Retail Distribution and Sales	1,000,000	13-Nov-2012	5 Years	12-Nov-2017
0260	MAWUMO Petroleum Ltd	P.O. Box 399, Iganga	Importation	3,000,000	27-Nov-2012	10 Years	26-Nov-2022
0261	MAWUMO Petroleum Ltd	P.O. Box 399, Iganga	Retail Distribution	1,000,000	27-Nov-2012	5 Years	26-Nov-2017
0262	SPIRIT Energy Ltd	P.O. Box 35082, Kampala	Retail Distribution and Sales	1,000,000	18-Dec-2012	5 Years	17-Dec-2017
0263	YAHAZ Investments Ltd	P.O. Box 6379, Kampala	HFO Importation	3,000,000	18-Dec-2012	10 Years	17-Dec-2022
0264	YAHAZ Investments Ltd	P.O. Box 6379, Kampala	HFO Wholesale Distribution	1,500,000	18-Dec-2012	5 Years	17-Dec-2017
0265	BURAR Petroleum (U) Ltd	P.O. Box 540, Tororo	Importation	3,000,000	18-Dec-2012	10 Years	17-Dec-2022
0266	BURAR Petroleum (U) Ltd	P.O. Box 540, Tororo	Wholesale and Retail Distribution	2,500,000	18-Dec-2012	5 Years	17-Dec-2017
0267	RHINO Oil (U) Ltd	P.O. Box 489, Lira	Retail Distribution and Sales	1,000,000	18-Dec-2012	5 Years	17-Dec-2017
0268	A & J Investments Ltd	P.O. Box 25438, Kampala	Importation	3,000,000	18-Dec-2012	10 Years	17-Dec-2022
0269	A & J Investments Ltd	P.O. Box 25438, Kampala	Retail Sales	1,000,000	18-Dec-2012	5 Years	17-Dec-2017
0270	CITY Fuel Ltd	P.O. Box 72943, Kiboga	Retail Distribution and Sales	1,000,000	20-Dec-2012	5 Years	19-Dec-2017
0271	J.K. Filling Station Ltd	P.O. Box 92, Nebbi	Importation	3,000,000	20-Dec-2012	10 Years	19-Dec-2022
0272	J.K. Filling Station Ltd	P.O. Box 92, Nebbi	Retail Sales	1,000,000	20-Dec-2012	5 Years	19-Dec-2017
0273	CAPE Suppliers (U) Ltd	P.O. Box 31492, Kampala	Importation	3,000,000	21-Dec-2012	10 Years	20-Dec-2022
0274	CAPE Suppliers (U) Ltd	P.O. Box 31492, Kampala	Wholesale Distribution	1,500,000	21-Dec-2012	5 Years	20-Dec-2017
0275	HARDRICH Investments Ltd	P.O. Box 23205, Kampala	Retail Sales	1,000,000	16-Jan-2013	5 Years	15-Jan-2018
0276	GSK Group Ltd	P.O. Box 8236, Kampala	Importation	3,000,000	29-Jan-2013	10 Years	28-Jan-2023
0277	GSK Group Ltd	P.O. Box 8236, Kampala	Wholesale Distribution	1,500,000	29-Jan-2013	5 Years	28-Jan-2018
0278	DALBIT Uganda Ltd	P.O. Box 903, Kampala	Importation	3,000,000	19-Feb-2013	10 Years	18-Feb-2023
0279	DALBIT Uganda Ltd	P.O. Box 903, Kampala	Wholesale Distribution	1,500,000	19-Feb-2013	5 Years	18-Feb-2018
0280	RIVIERA International Ltd	P.O. Box 74707, Kampala	Importation and Exportation	4,000,000	19-Feb-2013	10 Years	18-Feb-2023
0281	RIVIERA International Ltd	P.O. Box 74707, Kampala	Wholesale Distribution	1,500,000	19-Feb-2013	5 Years	18-Feb-2018
0282	GEO Oil (U) Ltd	P.O. Box 6780, Kampala	Importation	3,000,000	20-Feb-2013	10 Years	19-Feb-2023
0283	GEO Oil (U) Ltd	P.O. Box 6780, Kampala	Retail Sales	1,000,000	20-Feb-2013	5 Years	19-Feb-2018
0284	AGALLANI Oils Ltd	P.O. Box 70711, Kampala	Retail Sales	1,000,000	20-Feb-2013	5 Years	19-Feb-2018
0285	GIFCO Uganda Ltd	P.O. Box 28987, Kampala	Surface Transportation	1,500,000	20-Feb-2013	5 Years	19-Feb-2018
0286	OKAPI Trading Ltd	P.O. Box 3096, Kampala	HFO Importation	3,000,000	11-Mar-2013	10 Years	10-Mar-2023
0287	OKAPI Trading Ltd	P.O. Box 3096, Kampala	HFO Wholesale Distribution	1,500,000	11-Mar-2013	5 Years	10-Mar-2018
0288	Uganda Petroleum Company Ltd.	P.O. Box 20028, Kampala	Retail Sales	1,000,000	12-Mar-2013	5 Years	11-Mar-2018
0289	Uganda Baati Ltd	P.O. Box 3554, Kampala	Storage & Industrial Consumption	3,500,000	12-Mar-2013	10 Years	11-Mar-2023
0290	Quality Gas Ltd	P.O. Box 7035, Kampala	LPG Wholesale & Retail	2,500,000	12-Mar-2013	5 Years	11-Mar-2018
0291	BYTRUST Technical Services Ltd	P.O. Box 22105, Kampala	Retail Sales	1,000,000	18-Mar-2013	5 Years	17-Mar-2018

Licence No.	Licencee Name	Address	Licensed activities	Fees Paid (UGX)	Issue Date	Validity/duration	Expiry Date
0292	GENERAL Nile Co. for Roads & Bridges / DOTT Services JV	P.O. Box 22725, Kampala	Diesel Storage for Own Use	3,000,000	18-Mar-2013	10 Years	17-Mar-2023
0293	JAFRA Station Ltd	P.O. Box 946, Jinja	Retail Sales	1,000,000	3-Apr-2013	5 Years	2-Apr-2018
0294	Joseph Tumusuzze Investment Co. Ltd	P.O. Box 2516, Kampala	Retail Sales	1,000,000	3-Apr-2013	5 Years	2-Apr-2018
0295	SURE Oil Ltd	P.O. Box 7895, Kampala	Importation	3,000,000	3-Apr-2013	10 Years	2-Apr-2023
0296	SURE Oil Ltd	P.O. Box 7895, Kampala	Wholesale and Retail Distribution	2,500,000	3-Apr-2013	5 Years	2-Apr-2018
0297	STATION Yetu Ltd	P.O. Box 92, Nebbi	Retail Sales	1,000,000	11-Apr-2013	5 Years	10-Apr-2018
0298	STATION Yetu Ltd	P.O. Box 92, Nebbi	Importation	3,000,000	11-Apr-2013	10 Years	10-Apr-2023
0299	LEAD Oil Ltd	P.O. Box 8404, Kampala	Retail Sales	1,000,000	13-May-2013	5 Years	12-May-2018
0300	HASHI Energy (U) Ltd	P.O. Box 33908, Kampala	Retail Sales	1,000,000	13-May-2013	5 Years	12-May-2018
0301	VIRAL Oil Ltd	P.O. Box 5011, Jinja	Importation	3,000,000	13-May-2013	10 Years	12-May-2023
0302	VIRAL Oil Ltd	P.O. Box 5011, Jinja	Retail Sales	1,000,000	13-May-2013	5 Years	12-May-2018
0303	Hima Cement Ltd	P.O. Box 7230, Kampala, Plot 35, Jinja Rd	Industrial Consumer & Storage [Own Use]	3,500,000	14-May-2013	10 Years	13-May-2023
0304	STAR Kisaasi Service Station Ltd	P.O. Box 11871, Kampala	Retail Sales	1,000,000	22-May-2013	5 Years	21-May-2018
0306	STAR Kisaasi Service Station Ltd	P.O. Box 11871, Kampala	Importation	3,000,000	22-May-2013	10 Years	21-May-2023
0305	OLYMPIC Petroleum (U) Ltd	P.O. Box 32004, Kampala	Retail Sales	1,000,000	22-May-2013	5 Years	21-May-2018
0307	OCTAGON Ltd	P.O. Box 36142, Kampala	Importation & Storage	6,000,000	28-May-2013	10 Years	28-May-2023
0308	OCTAGON Ltd	P.O. Box 36142, Kampala	Retail (Aviation Fuels Only)	1,000,000	28-May-2013	5 Years	27-May-2018
0309	BULOBA Filling Station Ltd	P.O. Box 16112, Kampala	Retail Sales	1,000,000	28-May-2013	5 Years	27-May-2018
0310	CONTINENTAL Petroleum (U) Ltd	P.O. Box 10678, Kampala	Importation & Exportation	4,000,000	13-Jun-2013	10 Years	12-Jun-2023
0311	CONTINENTAL Petroleum (U) Ltd	P.O. Box 10678, Kampala	Wholesale Distribution	1,500,000	13-Jun-2013	5 Years	12-Jun-2018
0312	GOODLUCK Oil Ltd	P.O. Box 1501, Kampala	Retail Sales	1,000,000	24-Jul-2013	5 Years	23-Jul-2018
0313	FUTURES Energy Company Ltd	P.O. Box 31, Kampala - Yusuf Kironde Building, Plot 220, Hoima Rd, Rubaga Division	Importation	3,000,000	24-Jul-2013	10 Years	23-Jul-2023
0314	FUTURES Energy Company Ltd	P.O. Box 31, Kampala	Wholesale Distribution	1,500,000	24-Jul-2013	5 Years	23-Jul-2018
0315	MEREZ Petroleum Ltd	P.O. Box 9566, Kampala	Importation	3,000,000	29-Jul-2013	10 Years	24-Jul-2023
0316	MEREZ Petroleum Ltd	P.O. Box 9566, Kampala	Wholesale Distribution	1,500,000	29-Jul-2013	5 Years	24-Jul-2018
0317	ELECTRO GAZ (U) Ltd	P.O. Box 566, Kampala	LPG Importation	3,000,000	5-Aug-2013	10 Years	4-Aug-2023
0318	ELECTRO GAZ (U) Ltd	P.O. Box 566, Kampala	Wholesale Distribution	1,500,000	5-Aug-2013	5 Years	4-Aug-2018
0319	Quality Gas Ltd	P.O. Box 7035, Kampala	LPG Importation	3,000,000	5-Aug-2013	10 Years	4-Aug-2023
0320	TUSU Petro Uganda Ltd	P.O. Box 1844, Mbarara	Retail Distribution	1,000,000	14-Aug-2013	5 Years	13-Aug-2018
0321	VIRAL Lubricants Ltd	P.O. Box 5011, Jinja	Wholesale & Retail Distribution (Lubricants)	2,500,000	14-Aug-2013	5 Years	13-Aug-2018
0322	VIRAL Lubricants Ltd	P.O. Box 5011, Jinja	Lubricant Processing	3,000,000	14-Aug-2013	10 Years	13-Aug-2023
0323	GULF Energy Ltd	P.O. Box 8838, Kampala	Retail Sales	1,000,000	28-Aug-2013	5 Years	27-Aug-2018
0324	EXXOR Fuels (U) Ltd.	P.O. Box 10906, Kampala	Importation	3,000,000	28-Aug-2013	10 Years	27-Aug-2023
0325	EXXOR Fuels (U) Ltd.	P.O. Box 10906, Kampala	Wholesale & Retail	2,500,000	28-Aug-2013	5 Years	27-Aug-2018
0326	RIVA Petroleum Uganda Ltd	P.O. 2021, Kampala	Retail Sales	1,000,000	5-Sep-2013	5 Years	4-Sep-2018
0327	SYNERGY Oils Uganda Ltd	P.O. Box 21086, Kampala	Retail Sales	1,000,000	5-Sep-2013	5 Years	4-Sep-2018
0328	PHOENIX Petroleum (U) Ltd	P.O. Box 28329, Kampala	Importation	3,000,000	21-Oct-2013	10 Years	20-Oct-2023
0329	PHOENIX Petroleum (U) Ltd	P.O. Box 28329, Kampala	Wholesale Distribution	1,500,000	21-Oct-2013	5 Years	20-Oct-2018
0330	KAVANGO Ltd	P.O. Box 2469, Kampala	Retail Sales	1,000,000	1-Nov-2013	5 Years	31-Oct-2018

Licence No.	Licencee Name	Address	Licensed activities	Fees Paid (UGX)	Issue Date	Validity/duration	Expiry Date
0331	CITY Link Petroleum Ltd	P.O. Box 21861, Kampala	Importation	3,000,000	1-Nov-2013	10 Years	31-Oct-2023
0332	CITY Link Petroleum Ltd	P.O. Box 21861, Kampala	Wholesale Distribution	1,500,000	1-Nov-2013	5 Years	31-Oct-2018
0333	HIGHWAY Petroleum Ltd	P.O. Box 30720, Kampala	Importation	3,000,000	4-Dec-2013	10 Years	3-Dec-2023
0334	HIGHWAY Petroleum Ltd	P.O. Box 30720, Kampala	Retail Sales	1,000,000	4-Dec-2013	5 Years	3-Dec-2018
0335	MORE Fuel Kiteezi Service Station Ltd	c/o P.O. Box 10906, Kampala	Retail Sales	1,000,000	11-Feb-2014	5 Years	10-Feb-2019
0336	REGNOL Oil Ltd	P.O. Box 72943, Kampala	Retail Sales	1,000,000	11-Feb-2014	5 Years	10-Feb-2019
0337	OILPOINT Uganda Ltd	P.O. Box 73691, Kampala	Importation	3,000,000	19-Feb-2014	10 Years	18-Feb-2024
0338	OILPOINT Uganda Ltd	P.O. Box 73691, Kampala	Wholesale Distribution	1,500,000	19-Feb-2014	5 Years	18-Feb-2019
0339	MAPCO Ltd	P.O. Box 21942, Kampala	Retail Sales	1,000,000	4-Mar-2014	5 Years	3-Mar-2019
0340	RAMCO International (U) Ltd	P.O. Box 2565, Kampala	Importation and Storage [LPG Only]	6,000,000	7-Apr-2014	10 Years	6-Apr-2024
0341	RAMCO International (U) Ltd	P.O. Box 2565, Kampala	Wholesale [LPG Only]	1,500,000	7-Apr-2014	5 Years	6-Apr-2019
0342	GAS & GO Petroleum Products Ltd	P.O. Box 28403, Kampala Plot No. 9/10 Ben Kiwanuka Street	Importation	3,000,000	24-Apr-2014	10 Years	23-Apr-2024
0343	GAS & GO Petroleum Products Ltd	- do -	Wholesale Distribution	1,500,000	24-Apr-2014	5 Years	23-Apr-2019
0344	ASTARC Motors Uganda Ltd	P.O. Box 32179, Kampala	Importation, Exportation & Storage [Engine Oil Only]	7,000,000	24-Apr-2014	10 Years	23-Apr-2024
0345	ASTARC Motors Uganda Ltd	P.O. Box 32179, Kampala	Wholesale & Retail [Engine Oil Only]	2,500,000	24-Apr-2014	5 Years	23-Apr-2019
0346	BENZINA Uganda Ltd	P.O. Box 7257, Kampala	Importation	3,000,000	22-May-2014	10 Years	21-May-2024
0347	BENZINA Uganda Ltd	P.O. Box 7257, Kampala	Wholesale & Retail Sales	2,500,000	22-May-2014	5 Years	21-May-2019
0348	CLEANEX Energy Ltd	P.O. Box 3170, Kampala	Retail Sales and Distribution	1,000,000	23-Jun-2014	5 Years	22-Jun-2019
0349	MITYANA Service Station Ltd	P.O. Box 66, Mityana	Retail Sales and Distribution	1,000,000	4-Jul-2014	5 Years	3-Jul-2019
0350	MAXOL (U) Ltd	P.O. Box 4268, Kampala	Importation [HFO Only]	3,000,000	19-Aug-2014	10 Years	18-Aug-2024
0351	MAXOL (U) Ltd	- do -	Wholesale [HFO Only]	1,500,000	19-Aug-2014	5 Years	18-Aug-2019
0352	CHELLO Petrol Station Ltd	P.O. Box 23245, Kampala	Importation	3,000,000	25-Aug-2014	10 Years	24-Aug-2024
0353	CHELLO Petrol Station Ltd	- do -	Retail Sales & Distribution	1,000,000	25-Aug-2014	5 Years	24-Aug-2019
0354	GAS Energy Uganda Ltd	P.O. Box 276, Bushenyi	Importation	3,000,000	1-Sep-2014	10 Years	31-Aug-2024
0355	GAS Energy Uganda Ltd	- do -	Wholesale & Retail Sales	2,500,000	1-Sep-2014	5 Years	31-Aug-2019
0356	PRECISION Energy Ltd	P.O. Box 8366, Kampala	Importation	3,000,000	6-Oct-2014	10 Years	5-Oct-2024
0357	PRECISION Energy Ltd	P.O. Box 8366, Kampala	Wholesale Distribution	1,500,000	6-Oct-2014	5 Years	5-Oct-2019
0358	SALAMA Oil Company	P.O. Box 28594, Kampala	Importation	3,000,000	6-Oct-2014	10 Years	5-Oct-2024
0359	SALAMA Oil Company	P.O. Box 28594, Kampala	Retail Sales and Distribution	1,000,000	6-Oct-2014	5 Years	5-Oct-2019
0360	Unique Concern Company Ltd	P.O. Box 1972, Kampala	Retail Sales and Distribution	1,000,000	8-Oct-2014	5 Years	7-Oct-2019
0361	SAVANNAH Petroleum Ltd	P.O. Box 8700, Kampala	Importation	3,000,000	3-Nov-2014	10 Years	2-Nov-2024
0362	SAVANNAH Petroleum Ltd	P.O. Box 8700, Kampala	Wholesale Distribution	1,500,000	3-Nov-2014	5 Years	2-Nov-2019
0363	KAMA Oil Ltd	P.O. Box 29828, Kampala	Importation	3,000,000	3-Nov-2014	10 Years	2-Nov-2024
0364	KAMA Oil Ltd	P.O. Box 29828, Kampala	Wholesale and Retail Distribution	2,500,000	3-Nov-2014	5 Years	2-Nov-2019
0365	KINYARA Sugar Ltd	P.O. Box 179, Masindi	Industrial Consumer [Own Use]	500,000	9-Dec-2014	5 Years	8-Dec-2019
0366	BUSIIKA Fuel Services Station	P.O. Box 5027, Kampala	Retail Sales and Distribution	1,000,000	9-Dec-2014	5 Years	8-Dec-2019
0367	LUQMAN Petroleum Ltd	P.O. Box 29571, Kampala	Importation	3,000,000	15-Dec-2014	10 Years	14-Dec-2024
0368	LUQMAN Petroleum Ltd	P.O. Box 29571, Kampala	Wholesale Distribution	1,500,000	15-Dec-2014	5 Years	14-Dec-2019
0369	East African Gasoil (U) Ltd	P.O. Box 37091, Kampala	Importation & Exportation	4,000,000	15-Dec-2014	10 Years	14-Dec-2024
0370	East African Gasoil (U) Ltd	P.O. Box 37091, Kampala	Wholesale Distribution	1,500,000	15-Dec-2014	5 Years	14-Dec-2019

Licence No.	Licencee Name	Address	Licensed activities	Fees Paid (UGX)	Issue Date	Validity/duration	Expiry Date
0371	EMMA Oils (U) Ltd	P.O. Box 11, Wakiso	Retail Sales and Distribution	1,000,000	15-Dec-2014	5 Years	14-Dec-2019
0372	FUTURES Energy Company Ltd	P.O. Box 31, Kampala - Yusuf Kironde Building, Plot 220, Hoima Rd, Rubaga Division	Retail Sales and Distribution	1,000,000	15-Dec-2014	5 Years	14-Dec-2019
0373	KENAFRICA Oil Ltd	P.O. Box 27132, Kampala	Importation	3,000,000	16-Dec-2014	10 Years	15-Dec-2024
0374	KENAFRICA Oil Ltd	P.O. Box 27132, Kampala	Wholesale Distribution	1,500,000	16-Dec-2014	5 Years	15-Dec-2019
0375	PRAKASH Petroleum	Plot 52 Iganga Road, P.O. Box 202, Jinja	Transfer of Retail Licence 0244 from Krishna Servces Ltd	500,000	16-Dec-2014	5 Years	17-Sep-2017
0376	TRADIVERSE (U) Ltd	P.O. Box 12374, Kampala	Importation	3,000,000	18-Dec-2014	10 Years	17-Dec-2024
0377	TRADIVERSE (U) Ltd	P.O. Box 12374, Kampala	Wholesale Distribution	1,500,000	18-Dec-2014	5 Years	17-Dec-2019
0378	ILADE Oil Company Ltd	P.O. Box 28294, Kampala	Importation	3,000,000	21-Jan-2015	10 Years	20-Jan-2025
0379	ILADE Oil Company Ltd	P.O. Box 28294, Kampala	Wholesale Distribution	1,500,000	21-Jan-2015	5 Years	20-Jan-2020
0380	MINERAL Oil Company Ltd	P.O. Box 34951, Kampala	Import and Export [Lubricants & Base Oil]	4,000,000	21-Jan-2015	10 Years	20-Jan-2025
0381	MINERAL Oil Company Ltd	P.O. Box 34951, Kampala	Processing & Storage	6,000,000	21-Jan-2015	10 Years	20-Jan-2025
0382	MINERAL Oil Company Ltd	P.O. Box 34951, Kampala	Wholesale Distribution	1,500,000	21-Jan-2015	5 Years	20-Jan-2020
0383	ANIKA Investments Ltd	P.O. Box 210, Koboko	Importation	3,000,000	18-Feb-2015	10 Years	17-Feb-2025
0384	ANIKA Investments Ltd	P.O. Box 210, Koboko	Retail Sales	1,000,000	18-Feb-2015	5 Years	17-Feb-2020
0385	AMCO Petroleum Ltd.	P.O. Box 10363, Kampala	Retail Sales	1,000,000	18-Feb-2015	5 Years	17-Feb-2020
0386	Bukedea Seeds and Farmers Association (BUSEFA) Ltd	P.O. Box 2547, Mbale	Retail Sales	1,000,000	18-Feb-2015	5 Years	17-Feb-2020
0387	GLOBAL Trust Oil Ltd	P.O. Box 75677, Kampala	Importation	3,000,000	25-Feb-2015	10 Years	24-Feb-2025
0388	GLOBAL Trust Oil Ltd	P.O. Box 75677, Kampala	Retail Sales	1,000,000	25-Feb-2015	5 Years	24-Feb-2020
0389	BELTA Oil Service Ltd	P.O. Box 100, Kiboga	Retail Sales	1,000,000	26-Feb-2015	5 Years	25-Feb-2020
0390	TULLOW Uganda Operations (PTY) Ltd	P.O. Box 16644, Kampala	Storage & Industrial Consumption (for own use)	3,500,000	10-Mar-2015	10 Years	9-Mar-2025
0391	SINOHYDRO Corporation Ltd	Block E, Victoria Park, Plot 6-9 Kiwanuka Okot Close, Bukoto, Kampala	Storage & Industrial Consumption (for own use)	3,500,000	30-Mar-2015	10 Years	29-Mar-2025
0392	ONE Petroleum Uganda Ltd	P.O. Box 75319, Kampala	Importation (LPG Only)	3,000,000	30-Mar-2015	10 Years	29-Mar-2025
0393	ONE Petroleum Uganda Ltd	P.O. Box 75319, Kampala	Wholesale and Retail Distribution (LPG Only)	2,500,000	30-Mar-2015	5 Years	29-Mar-2020
0394	GIL Petroleum (U) Ltd	P.O. Box 718, Arua	Retail Sales and Distribution	1,000,000	4-May-2015	5 Years	3-May-2020
0395	IGAL Energy Ltd	P.O. Box 7369, Kampala	Importation	3,000,000	18-May-2015	10 Years	17-May-2025
0396	IGAL Energy Ltd	P.O. Box 7369, Kampala	Retail Sales	1,000,000	18-May-2015	5 Years	17-May-2020
0397	BLD Consults (U) Ltd	P.O. Box 70175, Kampala	Importation	3,000,000	18-May-2015	10 Years	17-May-2025
0398	BLD Consults (U) Ltd	P.O. Box 70175, Kampala	Retail Sales	1,000,000	18-May-2015	5 Years	17-May-2020
0399	TEXAS Energy Ltd	P.O. Box 8700, Kampala	Importation	3,000,000	25-May-2015	10 Years	24-May-2025
0400	TEXAS Energy Ltd	P.O. Box 8700, Kampala	Wholesale & Retail Sales	2,500,000	25-May-2015	5 Years	24-May-2020
0401	HASS Petroleum (U) Ltd	P.O. Box 28294, Kampala	Storage	3,000,000	25-May-2015	10 Years	24-May-2025
0402	BAM Petroleum (U) Ltd	P.O. Box 212, Bushenyi	Retail Sales	1,000,000	25-May-2015	5 Years	24-May-2020
0403	SHINE Energy (U) Ltd	P.O. Box 807, Lira	Retail Sales	1,000,000	25-May-2015	5 Years	24-May-2020
0404	HORSE POWER (U) Ltd	Plot 377-379 Hoima Road, Bukesa, Kampala	Transfer of Importation Licence No. 0201 from Eagle Petroleum Ltd	1,500,000	26-May-2015	10 Years	12-Jan-2022
0405	HORSE POWER (U) Ltd	Plot 377-379 Hoima Road, Bukesa, Kampala	Transfer of Retail Sales Licence No. 0202 from Eagle Petroleum Ltd	500,000	26-May-2015	5 Years	12-Jan-2017

Licence No.	Licencee Name	Address	Licensed activities	Fees Paid (UGX)	Issue Date	Validity/duration	Expiry Date
0406	ABEAT Associates (U) Ltd	P.O. Box 743, Jinja	Importation	3,000,000	26-May-2015	10 Years	25-May-2025
0407	ABEAT Associates (U) Ltd	P.O. Box 743, Jinja	Retail Sales	1,000,000	26-May-2015	5 Years	25-May-2020
0408	AMANA Petroleum (U) Ltd	P.O. Box 72943, Kampala	Importation	3,000,000	3-Jul-2015	10 Years	2-Jul-2025
0409	AMANA Petroleum (U) Ltd	P.O. Box 72943, Kampala	Wholesale and Retail Sales	2,500,000	3-Jul-2015	5 Years	2-Jul-2020
0410	NetGas Energy Ltd	P.O. Box 23064, Kampala	Importation	3,000,000	23-Jul-2015	10 Years	22-Jul-2025
0411	NetGas Energy Ltd	P.O. Box 23064, Kampala	Wholesale Distribution	1,500,000	23-Jul-2015	5 Years	22-Jul-2020
0412	ORYX Gas Uganda Ltd	Plot 166, 6th Street, P.O. Box 6338, Kampala	Importation, Storage, Exportation (LPG only)	7,000,000	23-Jul-2015	10 Years	22-Jul-2025
0413	ORYX Gas Uganda Ltd	Plot 166, 6th Street, P.O. Box 6338, Kampala	Wholesale and Retail Sales (LPG Only)	2,500,000	23-Jul-2015	5 Years	22-Jul-2020
0414	TIMWE Company Ltd	P. O. Box 1000, Kyenjojo	Retail Sales and Distribution	1,000,000	30-Jul-2015	5 Years	29-Jul-2020
0415	AGABA Services Ltd	P.O. Box 533, Kabale	Retail Sales and Distribution	1,000,000	18-Sep-2015	5 Years	17-Sep-2020
0416	Cipla Quality Chemical Industries Ltd	P.O. Box 34871, Kampala	Storage and Industrial Consumption of Diesel and HFO	3,500,000	18-Sep-2015	10 Years	17-Sep-2025
0417	Muheebwa Enterprises Ltd	P.O. Box 112, Bushenyi	Retail Sales and Distribution	1,000,000	12-Oct-2015	5 Years	11-Oct-2020
Total Revenue collection to date (UGX)				975,000,000			

APPENDIX 3: PETROLEUM EXPLORATION AND PRODUCTION STATISTICS

3.1: SUMMARY OF THE RECURRENT BUDGET EXPENDITURE DURING 2015

NO.	ITEM EXPENDITURE	TOTAL PER ITEM
1	Promotion of the Country's Petroleum Potential and Licensing	1,027,620,087
2	Initiate and Formulate Petroleum Policy & Legislation	47,171,564
3	Develop and implement a Com strategy for the Oil & Gas Sector	84,891,799
4	Monitoring Upstream Petroleum activities	68,783,197
5	Develop and implement a Com strategy for the Oil & Gas Sector	17,999,359
6	Participate in Regional initiatives	110,982,311
	Total Expenditure (Ush.)	1,357,448,317

3.2: SUMMARY OF THE DEVELOPMENT BUDGET EXPENDITURE DURING 2015

No.	ITEM EXPENDITURE	TOTAL PER ITEM
1	Promotion of the Country's Petroleum Potential and Licensing	1,013,739,391
2	Initiate and Formulate Petroleum Policy & Legislation	697,243,799
3	Capacity Building for the Oil & Gas Sector	3,618,909,025
4	Monitoring Upstream Petroleum activities	1,926,224,174
5	Develop and implement a Com strategy for the Oil & Gas Sector	68,465,627
6	Participate in Regional initiatives	51,104,694
7	Transfer to other government institutions (New Institutions)	1,693,954,172
8	Non Residential Buildings	2,620,811,271
9	Machinery and Equipment	33,156,619
10	Other Fixed Assets	816,318,332
11	Monitoring, Supervision & Appraisal of Capital Works	217,190,738
	Total Expenditure (Ush.)	12,757,117,842

3.3: SUMMARY OF THE DIRECTORATE BUDGET EXPENDITURE DURING 2015

No.	Item Expenditure	Total Per Item
1	Initiate and Formulate Petroleum Policy & Legislation	97,389,830
2	Capacity Building for the Oil & Gas Sector	17,000,000
3	Develop and implement a Com strategy for the Oil & Gas Sector	28,827,000
	Total Expenditure (Ush.)	143,216,830

3.4: SUMMARY OF THE RECURRENT BUDGET EXPENDITURE FOR MIDSTREAM PETROLEUM DEPARTMENT DURING 2015

No.	Item Expenditure	Total per item
1	Promotion of the Country's Petroleum Potential	23,268,000
2	Capacity Building for the Oil & Gas Sector	3,180,000
	Total Expenditure (Ush.)	26,448,000

3.5: SUMMARY OF THE REFINERY DEVELOPMENT BUDGET EXPENDITURE DURING 2015

No.	Item Expenditure	Total Per Item
1	Promotion of the Country's Petroleum Potential and Licensing	1,105,017,384
2	Capacity building for the oil and gas sector	1,124,513,860
3	Participation in Regional initiatives	48,438,700
4	Engineering and Design studies	1,774,065,084
5	Monitoring, Supervision and Appraisal of Capital works	1,307,467,524
6	Oil Refinery Construction	3,235,484,797
7	Engineering design and plan for capital works	292,943,037
	Total Expenditure (Ush.)	8,887,930,386

3.6: SUMMARY OF THE MIDSTREAM INFRASTRUCTURE DEVELOPMENT PROJECT BUDGET EXPENDITURE DURING 2015

No.	Item Expenditure	Total Per Item
1	Promotion of the Country's Petroleum Potential and Licensing	80,832,600
2	Capacity Building for the Oil & Gas Sector	6,820,000
3	Monitoring	12,355,000
4	Participation in Regional Initiatives	102,494,992
5	Engineering and Design Studies and plan	1,281,066,063
6	Monitoring, Supervision and Appraisal of Capital works	6,875,000
	Total Expenditure (Ush.)	1,490,443,655

3.7: EMPLOYMENT IN UGANDA'S OIL AND GAS SECTOR BY THE END OF 2015

Company	Ugandans	Expatriates	Total	% Of Ugandans
Tullow	87	06	93	94%
Total	88	10	98	90%
CNOOC	68	22	90	76%
Overall Total	243	38	281	86%

Source: HR Submissions from licensed oil companies

3.8: SUMMARY OF THE TRAINED OFFICER'S NUMBERS DURING 2015

Ministry	Short term training	Long term training	Total
Ministry of Energy & Mineral Development	22	11	33
Other Ministries and Development Agencies (MDAs)	13	4	17
Total	35	15	50

3.9: SUMMARY OF MUK INTAKE AND COMPLETION FOR THE BACHELOR OF PETROLEUM GEOSCIENCES AND PRODUCTION COURSE

Year of in-take	No. Admitted	Year of Completion	Bachelor of Petroleum Geosciences and Production course		
			Male	Female	Total
2010/11	30	Jan 2014	21	09	30
2011/12	32	Jan 2015	23	09	32
2012/13	62	Jan 2016	46	16	62
2013/14	42	In progress	37	05	42
2014/15	57	In progress	47	10	57
TOTAL	223		174	49	223

3.10: SUMMARY OF MUK INTAKE AND COMPLETION FOR THE MASTERS OF PETROLEUM GEOSCIENCES

Year of in-take	No. Admitted	Year of Completion	MSc. Petroleum Geoscience (Makerere University (MUK))		
			Male	Female	Total
2012/13	11	2016	5	4	11
2013/14	9	In progress	7	2	9
2014/15	6	In progress	4	2	6
TOTAL	26		16	8	26

Year of Intake	No. Admitted	Year of Completion	MSc. Petroleum Geoscience (Makerere University (MUK))		
			Male	Female	Total
2012/2013	11	2016	5	4	11
2013/2014	9	In progress	7	2	9
2014/2015	6	In progress	4	2	6
Total	26		16	8	26

3.11: SUMMARY OF MONEY SPENT ON CONTRACTS AND PURCHASE ORDERS BY THE UGANDAN, REGISTERED INTERNATIONAL AND NON-REGISTERED COMPANIES DURING 2015

Company Ownership	TEPU			CUL		
	No. of contracts & Purchase orders	Amount Spent in Million \$	%	No. of contracts & Purchase orders	Amount Spent in Million \$	%
Ugandan Companies	252	1.332	15%	-	29.139	38%
Registered Int. Companies	69	6.691	76%	-	34.784	46%
Non Registered Int. Companies	40	0.756	9%	-	12.237	16%
Total	361	8.779		330	76.160	

Source: IOC reports on utilization of Ugandan goods and services 2015

3.12: NON-TAX REVENUES RAISED FROM UPSTREAM PETROLEUM ACTIVITIES

NO	PAYEE	DATE	PURPOSE	Amount (USD)	Amount (UGX)
1	Total E&P	04/02/2015	Training Fees EA - 1A (6 month) and Surface Rental Fees (Lyc discovery)	\$100,641	286,186,357
2	CNOOC Uganda Ltd	20/03/2015	KFDA Annual surface rental & training fees	\$372,000	1,077,371,520
3	Total E&P	29/06/2015	Annual Surface Rental (\$4,485) and training fees (\$75,000) for EA1	\$79,485	256,304,947
4	Total E&P Uganda	29/07/2015	Training Fees EA -1A	\$100,000	337,738,902
5	Tullow Ug. Operations Pty	04/11/2015	Annual Training Fees & Surface Rentals for EA2 for 2015.	\$61,453	216,537,144
6	SOCO E&P DRC	21/01/2015	Sale of Data	\$55,000	158,394,500
7	Petoil Uganda Ltd	27/02/2015	Payment for RFQ - 1st Licensing round	\$20,000	57,498,000
8	Atlas Petroleum International Ltd	11/03/2015	Payment for RFQ - 1st Licensing round	\$20,000	59,719,856
9	Oranto Petroleum Ltd	16/03/2015	Payment for RFQ - 1st Licensing round	\$20,000	58,135,040
10	Niger Delta Petroleum Resources Ltd	23/03/2015	Payment for RFQ - 1st Licensing round	\$20,000	58,470,600
11	Telconet	08/04/2015	Payment for RFQ - 1st Licensing round	\$20,000	59,311,400
12	Rift Energy Corporation	20/04/2015	Payment for RFQ - 1st Licensing round	\$20,000	59,594,200
13	Petrica Energy AS	20/04/2015	Payment for RFQ - 1st Licensing round	\$20,000	59,594,200
14	PTT Exploration and Production (PCL)	22/04/2015	Payment for RFQ - 1st Licensing round	\$20,000	59,748,600
15	ONGC Videsh Ltd	27/04/2015	Payment for RFQ - 1st Licensing round	\$20,000	59,671,800
16	Niger Delta Petroleum Resources Ltd	11/05/2015	Payment for 2nd Stage - 1st Licensing round	\$20,000	59,707,000
17	Mubadala Petroleum LLC	19/05/2015	Payment for RFQ - 1st Licensing round	\$20,000	59,525,785
18	Sasol Exploration and Production International	19/05/2015	Payment for RFQ - 1st Licensing round	\$20,000	59,607,000
19	Glint Energy LLC	20/05/2015	Payment for RFQ - 1st Licensing round	\$20,000	59,500,800
20	Rapid African Energy (Pty) Ltd	20/05/2015	Payment for RFQ - 1st Licensing round	\$20,000	59,500,800
21	Dragon Oil International Ltd	22/05/2015	Payment for RFQ - 1st Licensing round	\$20,000	59,429,959
22	BRIGHTOIL Petroleum Uganda Ltd	28/05/2015	Payment for RFQ - 1st Licensing round	\$20,000	61,765,296
23	Swala Energy	12/06/2015	Payment for RFQ - 1st Licensing round	\$20,000	62,797,400
24	Walter Smith Petroman Oil Ltd	15/06/2015	Payment for RFQ - 1st Licensing round	\$20,000	62,970,400
25	Armour Energy Ltd	17/06/2015	Payment for RFQ - 1st Licensing round	\$20,000	63,562,374
26	Tullow Ug. Operations Pty	29/06/2015	Payment for RFQ - 1st Licensing round	\$20,000	64,491,400
27	SASOL Exploration and Production International	10/09/2015	Sale of Data	\$501,000	1,824,556,830
28	Armour Energy Ltd	17/11/2015	Sale of Data - Kanywataba and Karuka- Taitai data packs	\$117,860	400,280,781
29	Maersk Oil	09/12/2015	Sale of Data	\$492,850	1,662,683,688
30	ONGC Videsh Ltd	14/12/2015	Sale of Data - Ngassa and Turaco	\$236,450	797,690,084
31	SASOL Exploration and Production International	18/12/2015	Sale of Data - Ngassa	\$100,250	338,204,402
32	Oranto Petroleum Ltd	28/12/2015	Sale of Data - Ngassa	\$100,250	338,476,863
33	Niger Delta Petroleum Resources Ltd	24/12/2015	Sale of Data - Turaco, Ngassa, & Karuka- Taitai data packs	\$157,890	525,024,259
34	Swala Energy		Sale of Data - Kanywataba & Karuka- Taitai data packs	\$117,860	407,256,979
35	Glint Energy LLC		Sale of Data – Mvule	\$30,000	101,289,900
36	Waltersmith Petroman Oil Ltd	25/11/2015	Sale of Data - Karuka- Taitai & Turaco data packs	\$213,840	709,923,015
	TOTAL			\$3,236,829	10,642,522,081

APPENDIX 4: MINERAL STATISTICS

4.1: MONTHLY MINERAL PRODUCTION 2015

Mineral	Licence	January	February	March	April	May	June	July	August	September	October	November	December	TOTAL
Tibet Hima Mining Company Ltd	SML 2433			Limestone (mt)										0
Rogers Mugambwa	LL 1447	0	0	0	50	40	45							135
Tororo cement	SML 4684	9457.38	7157.72	3739.78	3419.34	1721.16	2952.12	4848.44	5866.52	5236.64	7521.8	5714.22	11778.88	69414
Tororo cement	SML 4622	20321.88	18627.35	17984.06	13674.53	13320.64	13872.33	17271.7	16211.85	16827.9	13178.98	12217.07	18870.1	192378.39
Tororo cement	ML 0593	8709.38	7983.15	7707.46	5860.51	5708.84	5945.29	7402.16	6947.93	7211.96	5648.14	5235.89	8087.18	82447.89
Tororo cement	ML 4474	0	0	1444.94	1403.76	704.46	1082.66	1590.26	1309.3	1050.44	1322.68	515.54	0	10424.04
Hima cement	ML1110	51800	46996	46920	48580	47680	33530	49180	48073.5	52180	30545	35358	46791	537633.5
Hima cement	ML 0248	5899	16403	18627	14845	14917.81	3598.49	9865.1	10280.53	11137.16	11925.74	0	7447.1	124945.93
Hima cement	ML 0706	2900	5000	4840	980	3060	13446	14942	23744.67	24815.5	8247	13039.27	33728.14	148742.58
Great Lakes cem.	LL 0427													0
Great Lakes cem.	LL 0428													0
Dao Marble Ltd	ML.1291	0	0	100	0	100	0	320						520
Charlotte Kanabhita	LL0970													0
Peter Lokwang	LL1260	18	10	6	3	3								40
Peter Lokwang	LL1261	20	15	15	5	5								60
Jinja Marble products (U) LTd	LL1171	0	0	90	80	70	110	90	75	110				625
TOTAL		99125.64	102192.22	101384.24	88821.14	87260.91	74471.89	105420	112434.3	118459.6	78389.34	72079.99	126702.4	1166741.33
													277171.73	
				Wolfram(mt)										
Krone(u) Ltd	ML4478	11.65	11.6	8.15	6.9	6.4	0.75							45.4
Majest-com Ltd														0
														0
TOTAL		11.65	11.6	8.15	6.85	6.4	0.75	0	0	0	0	0	0	45.4
				Vermiculite(mt)										
Namekara mining co	ML4651	187	318.7	122.1	0	0	0	0	0	0	298.1	59.6	227.7	1213.2
														0
TOTAL		187	318.7	122.1	0	0	0	0	0	0	298.1	59.6	227.7	1213.2
				Pozollana(mt)										
Tororo cement	ML 0061	35890.28	35867.98	36536.52	33370.12	35,536.26	34676.1	25712.66	31083.31	25513.1	31426.3	37580.94	47585.47	410779.04
2M Capital Ltd														0
Royal Transit Ltd		8628.49	5014.65	6395.18	708.85	4570.74	2112.43	2554.58	621.28	1015.08	1303.3	1437.5	1109.48	35471.56
Industrial Minerals	LL 1452	3875.89	7061.73	8961.1	9623.73	8846.61	5339.14	16020	10670.68	13503.86	11398.89	8972.02	8174.2	112447.85
Nicewood Logistics	LL0700													0
Hipoint Ltd	LL0997	1556.8	2558.45										1332.84	5448.09
Kamwe trading co. ltd		1146.83	0	22.89		1708.77								2878.49

Mineral	Licence	January	February	March	April	May	June	July	August	September	October	November	December	TOTAL
Afford (u) Ltd	MDL0558											2214.2	3700.84	5915.04
Rwenzori Agro Company	MDL	11784.32	10704.64	7885.06	16458.45	14623.59	6419.71	7873.02	7674.27	4994.85	4993.21	5078.42	5195.24	95811.76
Hill Marks Ltd	MDL0406	3035.3	6276.09	781.31		9212.5		6617.34	1710.83		2754.36	5764.56		36152.29
Sea Horse International	MDL0407	2523.75	2486.44	1561.11	3590.41	4621.35	4989.28	7948.84	7530.16	9837.4	4584.33	4071.58	4119.42	57864.07
Bebito Investment Ltd	LL0843													0
TOTAL		68441.66	69969.98	62143.17	63751.56	79119.82	53536.66	58853.4	59290.53	54864.29	56460.39	65119.22	71217.49	572940.07
Hima cement*														
Kisita mining co.	ML4603	0.001817	0.0009	0.00044958	0.0003835	0.0005372	0.0005862	0.0004836	0	0	0	0		0.00515718
Anglo Ugandan	ML 4063													0
Greenstone Resources Ltd	ML 4128	0.004996	0.000698	0	0	0	0	0						0.005694
Busia unitedsmall scale mining co. ltd	LL.0989	0.00006	0.00009	0.00007	0	0	0	0						0.00022
Universal Resources International Ltd	LL 0711													0
Kitumbi kayonza miners association LTD	LL1374	0.0001854	0.00014576	0.00016434										0.0004955
Kitumbi kayonza miners association LTD	LL1375	0.000087	0.00007	0.00009										0.000247
Kitumbi kayonza miners association LTD	LL1376	0.0000988	0.00010603	0.00008094										0.00028577
Rift valley Minerals	LL 1197	0	0.00003809	0.00003403	0.000037	0.0000341	0.0000404	0.0000451	0.0000464	0.0000359	0.0000346	0.0000382		0.00038382
Simba Mines and Resources	LL0912	0.000034	0.000014	0.000015	0.00002	0	0	0	0	0.00002				0.000103
Nawata Mines Ltd	LL1162	0.0000567	0.0000475	0.0000381	0.0000321	0.0000387	0.0000303	0.0000315	0.0000409	0.0000342	0.0000308	0.000033		
TOTAL		0.0073349	0.0021094	0.000942	0.000441	0.000571	0.0006266	0.00053	4.64E-05	0.0000559	0.0000346	0.0000382	0	0.01258627
				Cobalt(mt)										
KCCL														0
TOTAL		0	0	0	0	0	0	0	0	0	0	0	0	0
				Syenitic Aggregate(mt)										
Tororo cement	SML4684	2682.86	3829.12	3142.12	4588.36	3580.16	8910.32	12709.86	8296.82	8755.22	9131.08	5211.36	11878.36	82715.64
														0
														0
TOTAL		2682.86	3829.12	3142.12	4588.36	3580.16	8910.32	12709.9	8296.82	8755.22	9131.08	5211.36	11878.36	82715.64
				Kaolin(mt)										
Nawata	LL0380													0
Masereka Joachem	MDL0381	828.67	1342.13	1296.36	732.78	906.38	0	0	740.95	613.08	1114.99	692.49	635.38	8903.21
Industrial Minerals	MDL0441	1468.37	1484.18	1756.97	1371.52	627.27	0	0	504.84	89.7	1650.62	313.19		9266.66
KUL														0
Muhindo Enterprises														0
Bwambale Amon	LL0335													0

Mineral	Licence	January	February	March	April	May	June	July	August	September	October	November	December	TOTAL
Mate mines ltd	LL0710													0
Mate mines ltd	LL0730													0
Rwenzori Agro Company	MDL	1077.91	1966.26	452.95	0	0	0	0	1976.21	1020.9		23.53	91.41	6609.17
Sea Horse International	MDL0316	1151.79	2910.1	2900.6	3182.13	1320.43	0	0	2964.54	9.75	1555.66			15995
Abamwe company ltd														0
TOTAL		4526.74	7702.67	6406.88	5286.43	2854.08	0	0	6186.54	1733.43	4321.27	1029.21	726.79	40774.04
				Iron Ore (mt)										
Amdan Khan	LL0441													0
Industrial Minerals	MDL													0
Great lakes iron and steel	ML0702													0
Uganda international Mining Co.Ltd	ML 1170													0
AG Basaza														0
Kamuntu Investment Ltd	LL 1319	0	2000	2000	1000	1000	1000	2000						9000
														0
TOTAL		0	2000	2000	1000	1000	1000	2000	0	0	0	0	0	9000
				Gypsum(mt)										
TOTAL			0	0	0	0	0	0	0	0	0	0	0	0
				Lead(mt)										
TOTAL		0	0	0	0	0	0	0	0	0	0	0	0	0
				Coltan (mt)										
Marubeg	ML 4623	0	0		0.0055	0.008				0.009	0.009			0.0315
Oli Gold Muruli Ltd	LL1130	0.066	0.082	0.148										0.296
Oli Gold Muruli Ltd	LL1131	0.301	0	0.11										0.411
Oli Gold Muruli Ltd	LL1132		0.301	0.108										0.409
3T MINING (U) LTD	ML4647	0.41	0.45	0.42	0.44	0.3	0.48	0.48	0.48	0.4				3.86
TOTAL		0.367	0.833	0.786	0.0055	0.008	0	0	0	0.009	0.009	0		1.1475
				Tin ore (mt)										
African Panther resources(u) ltd	ML 1433	0	0	0	21	0								21
Zarnack Holdings (U) LTD	ML 0762											3.2	3.1	6.3
Ahmed Elias	LLO128			19	22	20	0	28	25	21	0	18		153
														0
TOTAL		0	0	19	43	20	0	28	25	21	0	21.2	3.1	180.3
				Beryl (mt)										
Megha Minerals & Mines Ltd														0

Mineral	Licence	January	February	March	April	May	June	July	August	September	October	November	December	TOTAL
TOTAL		0	0	0	0	0	0	0	0	0	0	0	0	0
Tororo cement														
TOTAL		0	0	0	0	0	0	0	0	0	0	0	0	0

4.2: LIST OF LICENSED MINERAL DEALERS FOR 2015

MDL No.	Holder	Date of Grant	Physical Address	Commodity
0551	apex infra projects ltd	5/12/2015	plot 30 by pass kampala	precious metals
0552	consolidated services ltd	5/12/2015	plot 32 jinja road kla	precious metals
0553	alis trading (u) ltd	5/12/2015	plot 5 3rd floor williamst	precious metals
0554	hipoint Ltd	5/12/2015	ntinda kampala	industrial minerals
0554	krol ira and gevogyan vruyr	5/18/2015	buziga hill makindye kla	precious stones
0556	krol ira and gevogyan vruyr	5/18/2015	buziga hill makindye kla	precious metals
0557	britop uganda ltd	5/18/2015	britop building kyegegwa t/c	industrial minerals
0558	afford (u) ltd	5/27/2015	station house jinja rd	industrial minerals
0559	parrots enterprises ltd	5/28/2015	arrow complex b23 ben kiwanuka street	precious stones
0560	mubende trust gold buyers and traders ass	6/2/2015	kassanda mubende	precious metals
0561	masereka joachem	6/5/2015	margarita street kasese	industrial minerals
0562	knowlex investment ltd	6/8/2015	old kira rd bukoto kla	precious metals
0563	navasir trading company ltd	6/11/2015	plot 3A2 &3A3 forest mall	precious metals
0564	novasir trading company ltd	6/19/2015	plot 3A2 &303 sportlane forest mall kla	precious stones
0565	semutooke properties ltd	6/22/2015	plot 1 block 497 busiro county	precious metals
0566	kroona metals and investments ltd	6/24/2015	plot 420 muwanga crescent munyonyo	precious metals
0568	shreesha metals and minerals (u) ltd	7/10/2015	mutungo parish	precious metals
0569	sunbird resources ltd	7/13/2015	plot 9 yusuf lule road	precious metals
0570	african gold refinery ltd	13 August 2015	plot 41 jinja road kampala	precious metals
0571	birfa group ltd	17 August 2015	plot 32 lumumba avenue nakasero	precious metals
0572	hajji fahad ibrahim lugobe	19 August 2015	bandari rise bugolobi	precious metals
0573	golden orb minerals E.A ltd	26 August 2015	plot 13/15 kiira road kla	precious metals
0574	archan jewellers ltd	31 August 2015	plot 6 acacia mall	precious stones
0575	archan jewellers ltd	31 August 2015	plot 6 acacia mall	precious metals
0477	pure minerals uganda ltd	13 February 2015	plot 3 kimathi avenue	precious metals
0478	ki3r minerals	13 February 2015	plot 549 block 11 weraga road kabowa	base metals
0479	seahorse international ltd	16 February 2015	plot 2 mbarara	industrial minerals
0480	somdian ltd	19 February 2015	plot 111 bukoto street	precious metals
0481	rwenzori agro company ltd	23 February 2015	p.o. box 523 kasese	industrial minerals
0482	hillmarks ltd	23 February 2015	kasese	industrial minerals

MDL No.	Holder	Date of Grant	Physical Address	Commodity
0483	lwasa traders (u) ltd	24 February 2015	plot 12 ben kiwanuka street kampala	precious metals
0484	2M capital traders ltd	3 March 2015	plot 9 luthuri drive bugolobi	industrial minerals
0485	capital minerals ltd	3 March 2015	plot 1&3A nakolongo virat alloys	base metals
0486	gulmoher infrastructure ltd	5 March 2015	plot 5 kanjokya street kla	precious metals
0487	hima cement ltd	6 March 2015	hima town	base metals
0488	kigezi industries (u) ltd	10 March 2015	plot 27 katuna rd kabale	industrial minerals
0489	tororo cement ltd	10 March 2015	tororo cement factory	industrial minerals
0490	wagagai ltd	18 March 2015	kasenyi nkumba parish	industrial minerals
0491	ruth potter	18 March 2015	kiwatule kampala	precious metals
0492	quantum satis revival ltd	18 March 2015	plot 22 bunyonyi drive bugolobi	precious metals
0493	namukupa hardware enterpries (u) ltd	20 March 2015	mutebi building katwe kampala	base metals
0494	yuvesta agents ltd	20 March 2015	plot 19B bandari rise bugolobi kampala	base metals
0495	drito global corporation ltd	24 March 2015	6th floor workers house	precious metals
0496	royal transit ltd	13 April 2015	plot 4 parliament avenue	industrial minerals
0497	kipande investment ltd	20 April 2015	shop 2 maluku road mbale	precious metals
0498	ZS1 enterprises ltd	23 April 2015	plot 17A Nile avenue jinja	industrial minerals
0499	SSSR ltd	27 April 2015	plot 3 sports lane lugogo	precious metals
0399	steel rolling mills ltd	5 January 2015	plot 86/90 5th street industrial area	base metals
0400	amina longok	5 January 2015	acholi inn moroto town	industrial minerals
0327	lujiji mining & processing co. ltd	7 January 2015	plot 635/636 sir apollo kagwa road kampala	precious metals
0328	dahab trade ltd	8 January 2015	plot 4A pilkington road kampala	precious metals
0329	all sane pit ltd	12 January 2015	plot 55 bandari rise kampala	base metals
0330	kyoburunga annet	14 January 2015	najjanankumbi	base metals
0332	roger mugambwa	16 January 2015	kabale	industrial minerals
0333	kamwe trading company ltd	19 January 2015	forest mall kampala	industrial minerals
0334	byaruhanga william & family investments	19 January 2015	kabale central market	base metals
0335	kagera mining company (u) ltd	27 January 2015	block 255 mwanga road kampala	precious metals
0336	montreal group (u) ltd	27 January 2015	plot 66 kira road kampala	precious metals
0337	mineral exodus international ltd	28 January 2015	plot 4 tufnell drive kampala	precious metals
0340	nikki rush mining group ltd	2 February 2015	plot 20&26 block 15 kabalagala	precious metals
0341	nikki rush mining group ltd	2 February 2015	plot 20&26 block 15 kabalagala	base metals
0342	equipment investments ltd	4 February 2015	plot 34 kyadondo road kampala	precious metals

MDL No.	Holder	Date of Grant	Physical Address	Commodity
0343	abdul amin muhammad	5 February 2015	entebbe manyago	precious metals
0344	westcorp mining ltd	5 February 2015	naguru kampala	precious metals
0345	YS goldstone uganda ltd	9 February 2015	plot 1 workers house pilkington road 5th floor	precious metals
0347	industrial minerals ltd	9 February 2015	plot 9&36-46 off kasese-mbarara road	industrial minerals
0348	treasure highland caves ltd	9 February 2015	plot 58 kanjokya street kampala	precious metals
0349	euro group africa ltd	11 February 2015	plot 66A kira road kampala	precious metals
0350	york stones (u) ltd	11 February 2015	piida road mityana town	base metals
0577	mazoori trading company ltd	3 September 2015	kamwokya kampala	precious metals
0578	pavlov import and export ltd	4 September 2015	buziga kampala	precious metals
0579	custom mineral logistics international	8 September 2015	mpondwe lhubiriha town council	precious metals
0581	souther minerals ltd	10 September 2015	plot 18 kar drive kololo	precious metals
0582	navtan gold ltd	11 September 2015	plot 41 kira road kamwokya kampala	precious metals
0584	florence mugote	28 September 2015	p.o. box 1431 jinja plot 10/11 yusuf lule lane	precious stones
0585	golden mining agency ltd	28 September 2015	p.o box 11189 kampala plot 100 ggaba road kampala	precious metals
0586	mineral solutions (u) ltd	28 September 2015	p.o box 9203 kampala plot 40 bombo road	precious metals
0587	shiram jewellers	30 September 2015	shop no. 11 kololo kisementi kampala	precious metals
0588	krg mineral international ltd	2 October 2015	1st floor 39A lumumba avenue kla uganda	precious metals
0589	k.b. finance (u) ltd	5 October 2015	p.o.box 8115 klabhatia chambers parliamentary avenue	industrial minerals
0590	greenstone resources ltd	8 October 2015	p.o. box 300 busia	precious metals
0591	shayona holdings ltd	13 October 2015	plot 1 swaminarayan close wankulukuku nalukolongo kla	precious metals
0592	adamawa investment (u) ltd	13 October 2015	p.o. box 27433 kla mutundwekabawo zone lubaga div	precious metals
0593	jimpexx mining company ltd	23 October 2015	plot 1001 gaba road kla	precious metals
0594	tarkshya ltd	23 October 2015	plot 59 kira road kla	precious metals
0595	sonetrans ltd	26 October 2015	plot 30 kla rd green towers	precious metals
0596	chemines ltd	2 November 2015	plot 113 wavamuno road munyonyo kla	precious metals
0597	asma strategies and logistics (u) ltd	6 November 2015	plot 107 buganda rd afri courts building ground floor kla	precious metals
0598	abbarci mining company ltd	11 November 2015	plot 170 bombo road kawempe kampala	precious metals
0599	Guruvayoorappan Associates Ltd	25 November 2015	Plot 83 Flat No. D Entebbe	precious metals
0600	Optim Gold Ltd	3 December 2015	plot 18 kar drive kololo	precious metals
0701	Trivest Metal Resources Ltd	7 Decemeber 2015	Suite 53 Turpati Mazima Building	Precious Metals
0702	Pikas International Ltd	11 December 2015	Suite 11&10 Ben Kiwanuka Street	Precious Metals
0703	african gold refinery ltd	4 December 2015	plot 41 jinja road kampala	precious metals

4.3: TITLES OF MINERAL RIGHTS OTHER THAN PROSPECTING LICENSES

Type	Number	Licence Holder	Entity Type	Postal Address	Location	Granting Date	Expiry Date	Administrative District	Mineral	Area/ Km2	Mineral Rent Per Year (Ugx)	Comments
EL	0281	African Minerals Ltd	Company	P.O. Box 631	Jinja	02/18/08	02/17/15	Nakapiripirit	Limestone	12.400	260,000	
EL	0296	General Purpose Ltd	Company	P.O.Box 5067	Kampala	04/08/08	4/7/2015	Kisoro	Gold & Base metals	22.200	460,000	
EL	0304	Pearl Mining (U) Ltd	Company	P.O.Box 2903	Kampala	7/17/2008	7/16/2015	Oyam	Gold,PGE's and Basemetals	202.00	4,040,000	
EL	0305	Pearl Mining (U) Ltd	Company	P.O.Box 2903	Kampala	05/12/08	5/11/2015	Masindi	Gold,PGE's and Basemetals	45.150	920,000	
EL	0319	Moroto Cement Industries (U) Ltd	Company	P.O. Box 7257	Kampala	5/6/2008	5/5/2015	Moroto	Marble, Limestone	62.50	1,260,000	
EL	0325	Oryx Minerals Ltd	Company	P.O.Box 701	Entebbe	7/9/2008	7/8/2015	Kabale	Gold and Base Metals	49.00	980,000	Transferred from Mineral Miners (U) Ltd on 28-01-2011 to Flemish Investments Ltd, Transferred from Flemish Investments Ltd on 21/03/2012
EL	0326	Oryx Minerals Ltd	Company	P.O.Box 701	Entebbe	07/01/08	6/30/2015	Kabale	Gold & Base Metals	18.978	380,000	Transferred from Flemish Investments Ltd on 21/03/2012
EL	0327	Oryx Minerals Ltd	Company	P.O.Box 701	Entebbe	07/01/08	6/30/2015	Kabale	Gold & Base Metals	25.468	520,000	Transferred from Flemish Investments Ltd on 21/03/2012
EL	0332	Majest Com (U) Ltd.	Company	P. O. Box 7879	Kampala	6/6/2008	6/5/2015	Lyantonde	Gold, Basemetals, wolfram and Tin	0.28	20,000	
EL	0338	Mwendo Enterprises Ltd	Company	P. O. Box 257	Entebbe	6/10/2008	6/9/2015	Mityana	Gold & Base Metals	138.00	2,760,000	Transferred from Nelvo International Ltd on 22/05/2013
EL	0343	Mwendo Enterprises Ltd	Company	P. O. Box 257	Entebbe	6/12/2008	6/11/2015	Kiboga	Gold and Base Metals	118.00	2,360,000	Transferred from AVR Engineering & Infrastructure Ltd on 22/05/2013
EL	0416	Gold Search Technical Services Ltd	Company	P. O. Box 27403	Kampala			Bushenyi		47.70	960,000	Renewal
EL	0506	Oli Gold Muruli Ltd	Company	P.O.Box 8898	Mbarara	9/23/2009	9/22/2016	Buhweju	Gold & Basemetals	65.79	1,320,000	
EL	0507	Yamashita Resources Ltd	Company	P.O.Box 8627	Kampala	9/23/2009	9/22/2016	Bushenyi	Gold & Basemetals	89.20	1,800,000	
EL	0508	Oli Gold Muruli Ltd	Company	P.O.Box 8898	Mbarara	9/23/2009	9/22/2016	Buhweju & Ibanda	Gold & Basemetals	67.63	1,360,000	

Type	Number	Licence Holder	Entity Type	Postal Address	Location	Granting Date	Expiry Date	Administrative District	Mineral	Area/Km2	Mineral Rent Per Year (Ugx)	Comments
EL	0534	Mineral Research & Mines Ltd	Company	P.O.Box 10702	Kampala	10/26/2009	10/25/2016	Buhweju	Gold & Basemetals	88.65	1,780,000	
EL	0546	Blue Steel (U) Ltd	Company	P.O.Box 9421	Kampala	12/7/2009	12/6/2016	Kabale/Kisoro	Hematite	3.600	80,000	Transferred from Great Lakes Iron and Steel Company Ltd on 26/07/2012
EL	0567	Gold Empire Ltd	Company	P. O. Box 10702	Kampala	1/28/2010	1/27/2015	Kabale	Gold, Nickel, Diamonds & PGE	22.00	440,000	
EL	0569	Nelvo International Ltd.	Company	P.O. Box 72441	Kampala	2/1/2010	1/31/2015	Tororo, Mbale & Manafwa	Gold, PGE & Base Metals	400.00	8,000,000	
EL	0576	Rare Earth Minerals (U) Ltd	Company	P.O.Box 158	Mbarara	3/9/2010	3/8/2015	Ntungamo	Tin & Columbite/Tantilite	13.50	280,000	Transferred from Mushabe Godwin on 15-04-2011
EL	0587	Mate Mines Ltd	Company	P. O. Box 1317	Kampala	3/26/10	3/25/15	Mityana	Gold & Basemetals	20.044	420,000	
EL	0596	Mate Mines Ltd	Company	P. O. Box 1317	Kampala	4/16/10	04/15/15	Sheema & Buhweju	Gold & Basemetals	35.459	720,000	
EL	0614	Beta Minerals Ltd	Company	P.O.Box 25649	Kampala	5/5/2010	5/4/2015	Kanungu	Gold, Beryllium, Bismuth & Tin	36.00	720,000	Transferred from Femet (U) Ltd on 10/05/2013
EL	0617	Pearl Mining (U) Ltd	Company	P.O.Box 2903	Kampala	5/13/2015	5/12/2018	Kiryandongo & Apac	Gold, Basemetals& PGE	114.44	2,300,000	Renewal
EL	0619	Simba Mines and Mineral Resources	Company	P.O. Box 9421	Kampala	5/24/2010	5/23/2015	Ibanda	Gold and Base Metals	53.04	1,080,000	Transferred from Mineral Research & Mines Ltd on 15/09/2011
EL	0620	Gulf Resources Ltd	Company	P.O.Box 30330	Kampala	5/25/10	5/24/2015	Manafwa	Iron Ore	15.160	320,000	
EL	0637	Milu (U) Ltd	Company	P.O. Box 23201	Kampala	6/17/15	6/16/2018	Bugiri	Gold & Basemetals	34.145	700,000	Renewal
EL	0652	Tin Trade Company Ltd	Company					Isingiro		15.000	300,000	Transfer
EL	0653	First Mining Company Ltd	Company	P.O.Box 11828	Kampala	7/20/2010	7/19/2015	Isingiro	Tin & beryl	15.000	300,000	Transferred from Africa Metals Ltd on 21/09/2011
EL	0667	Kweri Ltd	Company	P.O.BOX 71680	Kampala	7/21/2015	7/20/2018	Iganga	Gold, Basemetals, Uranium ,REE &PGE	96.300	1,940,000	Renewal
EL	0668	Sunder Wallia	Person	P.O.BOX 128	Mbarara			Moyo		80.200	1,620,000	Renewal
EL	0669	Sunder Wallia	Person	P.O.BOX 128	Mbarara			Abim		82.450	1,660,000	Renewal
EL	0670	Sunder Wallia	Person	P.O.BOX 128	Mbarara			Busia		2.180	60,000	Renewal
EL	0672	Majoli Henry	Person	P.O. Box 9421,	Kampala	7/30/2010	7/29/2015	Kiruhura & Isingiro	Gold and Base Metals	120.00	2,400,000	

Type	Number	Licence Holder	Entity Type	Postal Address	Location	Granting Date	Expiry Date	Administrative District	Mineral	Area/ Km2	Mineral Rent Per Year (Ugx)	Comments
EL	0682	Gids Consults Ltd	Company	P.O Box 12211	Kampala	8/18/10	8/17/2015	Mubende	Coltan, Beryl, Tin & REE	109.700	2,200,000	2,200.00
EL	0693	Esimo Industries Ltd	Company	P.O. Box 72441,	Kampala	9/27/10	9/26/2015	Kiboga	Gold, PGM & Basemetals	112.800	2,260,000	
EL	0696	Steel Rolling Mills Ltd	Company	P.O. Box 4641	Kampala	10/7/10	10/06/15	Kabale	Iron Ore	95.850	1,920,000	
EL	0705	Cozumel Energy (U) Ltd	Company	P.O. Box 9421	Kampala	11/29/10	11/28/15	Kasese	Geothermal	407.900	8,160,000	8,160.00
EL	0719	Steel Rolling Mills Ltd	Company	P.O. Box 4641	Kampala	1/14/2011	1/13/2016	Kabale	Iron Ore	122.00	2,440,000	
EL	0720	Bernard Kajura	Person	P.O. Box 6812	Kampala	1/19/11	1/18/2016	Ntungamo	Tantalite, Kaolin, Berryl, Gold & Basemetals	12.500	260,000	
EL	0723	Krishna Mining Ltd	Company	P.O.Box 33563	Kampala	02/15/11	2/14/2016	Kanungu	Gold & Base Metals	14.999	300,000	
EL	0725	Gids Consults Ltd	Company	P.O Box 12211	Kampala	2/10/2011	2/9/2016	Ntoroko	Geothermal	70.00	1,400,000	
EL	0726	Krishna Mining Ltd	Company	P.O.Box 33563	Kampala	02/24/11	2/23/2016	Rukungiri	Gold, PGE & Base Metals.	26.750	540,000	
EL	0727	Krishna Mining Ltd	Company	P.O.Box 33563	Kampala	02/24/11	2/23/2016	Kanungu & Rukungiri	Gold, PGE & Base Metals.	15.897	320,000	
EL	0756	Savanah Mines Ltd	Company	P.O. Box 552,	Kampala	4/26/2011	4/25/2016	Kaabong	Gold, Copper, Base Metals	219.95	4,400,000	
EL	0770	Sino Minerals Investments Company Ltd	Company	P.O. Box 7321	Kampala	6/14/2011	6/13/2016	Kisoro	Gold and Base Metals	12.42	260,000	Transferred from Kamuntu Moses on the 15/07/2011
EL	0771	Sino Minerals Investments Company Ltd	Company	P.O. Box 7321	Kampala	6/14/2011	6/13/2016	Kisoro	Gold and Base Metals	1.84	40,000	Transferred from Kamuntu Moses on the 29/09/2011
EL	0773	Steel Rolling Mills Ltd	Company	P.O. Box 4641	Kampala	6/27/2011	6/26/2016	Kisoro & Kanungu	Iron Ore	34.20	700,000	
EL	0791	Gold Hunters Ltd	Company	P.O. Box 30330				Maracha		25.00	500,000	Renewal
EL	0792	Gold Hunters Ltd	Company	P.O. Box 30330				Maracha		29.50	600,000	Renewal
EL	0797	Gold Hunters Ltd	Company	P.O. Box 30330				Kaabong		50.00	1,000,000	Renewal
EL	0820	Uganda Sino-watson Minerals Company Ltd	Company	P.O. Box 16100	Kampala	8/12/2011	8/11/2016	Ibanda	Gold and Base Metals	107.70	2,160,000	Transferred from Some Graphics Ltd on 25/10/2012
EL	0803	Gold Hunters Ltd	Company	P.O. Box 30330				Moroto		24.00	480,000	Renewal
EL	0804	Gold Hunters Ltd	Company	P.O. Box 30330				Moroto		27.00	540,000	Renewal
EL	0821	Uganda Sino-watson Minerals Company	Company	P.O. Box 16100	Kampala	8/12/2011	8/11/2016	Ibanda	Gold and Base Metals	93.00	1,860,000	Transferred from Some Graphics Ltd on

Type	Number	Licence Holder	Entity Type	Postal Address	Location	Granting Date	Expiry Date	Administrative District	Mineral	Area/Km2	Mineral Rent Per Year (Ugx)	Comments
		Ltd										25/10/2012
EL	0823	Some Graphics Ltd	Company	P.O. Box 30330				Ibanda		120.00	2,400,000	Renewal
EL	0824	Gemstones International Ltd	Company	P.E. Box 30330				Zombo		76.50	1,540,000	Renewal
EL	0825	Gimnant International Ltd	Company	P. O. Box 71457	Kampala	1/11/2012	1/10/2015	Bukwo	Gold, Industrial minerals, gemstones & base metals	230.00	4,600,000	
EL	0826	Steel Rolling Mills Ltd	Company	P.O. Box 4641	Kampala	9/1/2011	8/31/2016	Kabale	Iron Ore	24.30	500,000	
EL	0827	Sino Minerals Investments Company Ltd	Company	P.O. Box 7321	Kampala	8/29/2011	8/28/2016	Kabale	Iron Ore and Base Metals	21.10	440,000	
EL	0844	Mineral Exploration and Mining (PTY) Ltd	Company	P.O. Box 1184	Kampala	9/20/2011	9/19/2016	Kisoro	Tin, Wolfram and Gold	6.00	120,000	Transferred from Bancafe (U) Ltd on the 10/09/2013
EL	0845	East African Mining Ltd	Company	P.A. Box 30330				Kaabong		100.00	2,000,000	Renewal
EL	0851	East African Mining Ltd	Company	P.A. Box 30330				Moroto		72.00	1,440,000	Renewal
EL	0852	East African Mining Ltd	Company	P.A. Box 30330				Moroto		86.00	1,720,000	Renewal
EL	0858	East African Mining Ltd	Company	P.A. Box 30330				Kaabong		48.30	980,000	Renewal
EL	0860	East African Mining Ltd	Company	P.A. Box 30330				Kaabong		43.60	880,000	Renewal
EL	0861	East African Mining Ltd	Company	P.A. Box 30330				Kaabong		70.00	1,400,000	Renewal
EL	0862	East African Mining Ltd	Company	P.A. Box 30330				Kaabong		80.00	1,600,000	Renewal
EL	0867	East African Mining Ltd	Company	P.A. Box 30330				Kaabong		75.00	1,500,000	Renewal
EL	0816	East African Mining Ltd	Company	P.A. Box 30330				Kaabong		100.00	2,000,000	Renewal
	0871	Berkeley Reef Ltd	Company	P.E. Box 30330				Mayuge & Iganga		176.10	3,540,000	Renewal
EL	0848	East African Mining Ltd	Company	P.A. Box 30330				Kaabong		20.00	400,000	Renewal
EL	0879	Uganda International Mining Co. Ltd	Company	P.O. Box 33316	Kampala	11/1/2011	10/31/2016	Kanungu	Gold, Tin & Colombite	58.54	1,180,000	Tranferred from Faithable International Co. Ltd on 15/02/2012
EL	0892	Sino Minerals Investments Company Ltd	Company	P.O. Box 7321	Kampala			Kabale		5.00	100,000	Renewal

Type	Number	Licence Holder	Entity Type	Postal Address	Location	Granting Date	Expiry Date	Administrative District	Mineral	Area/ Km2	Mineral Rent Per Year (Ugx)	Comments
EL	0893	Sino Minerals Investments Company Ltd	Company	P.O. Box 7321	Kampala			Kabale		4.50	100,000	
EL	0888	Hilltop Minerals & Metals Ltd	Company	P. O. Box 72441	Kampala	1/30/2012	1/29/2015	Kabale	Tin & Wolfram	22.00	440,000	
EL	0898	Namitala Irene S.	Person	P. O. Box 1436	Kampala	12/29/2011	12/28/2014	Kanungu & Kisoro	Gold, Wolfram, Tin & Bismuth	72.10	1,460,000	
EL	0914	Aerial Resources (U) Ltd	Company	P. O. Box 32095	Kampala	1/11/2012	1/10/2015	Amuru	Gold & Base Metals	112.00	2,240,000	Transferred from Kush Management Services Ltd on 30/04/2012
EL	0915	Aerial Resources (U) Ltd	Company	P. O. Box 32095	Kampala	1/11/2012	1/10/2015	Kayunga & Jinja	Gold & Base Metals	480.00	9,600,000	Transferred from Kush Management Services Ltd on 09/05/2012
EL	0916	Aerial Resources (U) Ltd	Company	P. O. Box 32095	Kampala	1/11/2012	1/10/2015	Jinja & Iganga	Gold & Base Metals	114.00	2,280,000	Transferred from Kush Management Services Ltd on 30/04/2012
EL	0917	Rift Valley Investments Ltd	Company	P. O. Box 28904	Kampala	1/11/2012	1/10/2015	Ntungamo	Tin & Base metals	20.00	400,000	
EL	0918	Rift Valley Investments Ltd	Company	P. O. Box 28904	Kampala	1/11/2012	1/10/2015	Ntungamo	Tin, wolfram & Base metals	14.70	300,000	
EL	0919	Rift Valley Investments Ltd	Company	P. O. Box 28904	Kampala	1/11/2012	1/10/2015	Mitooma	Gold & Base Metals	13.30	280,000	
EL	0920	Rift Valley Investments Ltd	Company	P. O. Box 28904	Kampala	1/11/2012	1/10/2015	Hoima	Gold & Base Metals	80.90	1,620,000	
EL	0921	Rift Valley Investments Ltd	Company	P. O. Box 28904	Kampala	1/11/2012	1/10/2015	Ntungamo	Tin & Base metals	20.00	400,000	
EL	0922	Universal Iron Ore Ltd	Company	P. O. Box 29900	Kampala	12/28/2011	12/27/2014	Kabale	Iron Ore & Base Metals	12.30	260,000	Transferred from GIL Enterprises Ltd on 07/02/2012
EL	0923	Eco Technologies Ltd	Company	P. O. Box 20916	Kampala	1/31/2012	1/30/2015	Butaleja & Tororo	Gold, PGM & Basemetals	387.00	7,740,000	
EL	0924	Mines Industry Services (U) Ltd	Company	P. O. Box 31248	Kampala	1/5/2012	1/4/2015	Busia	Gold & Base Metals	22.30	460,000	
EL	0925	Kamuntu Moses	Person	P. O. Box 8898	Kampala	2/2/2012	2/1/2015	Kabale	Gold & Base Metals	30.00	600,000	
EL	0926	Capital Ventures International Ltd	Company	P. O. Box 31346	Kampala	1/12/2012	1/11/2015	Agago & Abim	Gold, PGM & Basemetals	460.00	9,200,000	
EL	0927	Building Majesties Ltd	Company	P. O. Box 35015	Kampala	1/31/2012	1/30/2015	Mubende	Dimension stones	67.50	1,360,000	
EL	0928	Building Majesties Ltd	Company	P. O. Box 35015	Kampala	2/1/2012	1/31/2015	Mubende	Dimension stones	25.00	500,000	
EL	0931	Rift Valley Minerals Ltd	Company	P.O. Box 8898	Kampala	2/14/2012	2/13/2015	Rubirizi	Limestone	8.00	160,000	
EL	0933	Sombbs Mining Ltd	Company	P. O. Box 71630	Kampala	1/31/2015	1/30/2018	Kabale	Gold & Base Metals	100.30	2,020,000	Renewal

Type	Number	Licence Holder	Entity Type	Postal Address	Location	Granting Date	Expiry Date	Administrative District	Mineral	Area/Km2	Mineral Rent Per Year (Ugx)	Comments
EL	0934	Rwiha Investments Ltd	Company	P. O. Box 173	Bushenyi	2/14/2015	2/13/2018	Mubende, Kibaale & Kiboga	Gold & Base Metals	176.10	3,540,000	Renewal
EL	0936	Samaj (U) Ltd	Company	P. O. Box 10946	Kampala	2/17/2012	2/16/2015	Kyegegwa	Gold, Base Metals, PGM & REE	492.00	9,840,000	
EL	0937	Samaj (U) Ltd	Company	P. O. Box 10946	Kampala	2/17/2012	2/16/2015	Bugiri	Gold, Base Metals, PGM & REE	186.00	3,720,000	
EL	0938	Samaj (U) Ltd	Company	P. O. Box 10946	Kampala	2/17/2012	2/16/2015	Gulu	Gold, Base Metals, PGM & REE	322.10	6,460,000	
EL	0939	Samaj (U) Ltd	Company	P. O. Box 10946	Kampala	2/17/2012	2/16/2015	Lamwo	Gold, Base Metals, PGM & REE	351.00	7,020,000	
EL	0940	Samaj (U) Ltd	Company	P. O. Box 10946	Kampala	2/17/2012	2/16/2015	Agago	Gold, Base Metals, PGM & REE	358.50	7,180,000	
EL	0941	Samaj (U) Ltd	Company	P. O. Box 10946	Kampala	2/17/2012	2/16/2015	Otuke & Alebtong	Gold, Base Metals, PGM & REE	204.00	4,080,000	
EL	0942	Samaj (U) Ltd	Company	P. O. Box 10946	Kampala	2/17/2012	2/16/2015	Kitgum	Gold, Base Metals, PGM & REE	324.00	6,480,000	
EL	0943	Hilltop Minerals & Metals Ltd	Company	P. O. Box 72441	Kampala	2/14/2012	2/13/2015	Busia	Gold & Base Metals	10.00	200,000	
EL	0946	Universal Granite and Marble Ltd	Company	P. O. Box 23003	Kampala	2/15/2015	2/14/2018	Lira	Granite	5.30	120,000	Renewal
EL	0947	Universal Metals Ltd	Company	P. O. Box 29900	Kampala	2/21/2012	2/20/2015	Kibaale	Gold & Base Metals	36.00	720,000	
EL	0948	Sun and Sand Mines and Minerals Ltd	Company	P. O. Box 23191	Kampala	2/22/2012	2/21/2015	Luuka & Iganga	Gold, Base metals, PGM, REE & uranium	405.00	8,100,000	
EL	0949	Aurua Green Metals Ltd.	Company	P. O. Box 23525	Kampala	2/22/2012	2/21/2015	Zombo	Gold & Base Metals	435.00	8,700,000	
EL	0950	United African Mines Company Ltd	Company	P. O. Box 6624	Kampala	2/22/2012	2/21/2015	Mubende	Gold, iron ore & Basemetala	39.00	780,000	
EL	0951	United African Mines Company Ltd	Company	P. O. Box 6624	Kampala	2/22/2012	2/21/2015	Mityana	Gold, iron ore & Basemetala	1.05	40,000	
EL	0952	Cozumel Energy (U) Ltd	Company	P. O. Box 9421	Kampala	3/1/2015	2/28/2018	Mwanafa	Iron ore	4.00	80,000	Renewal
EL	0953	Mamuka Industries (U) Ltd	Company	P. O. Box 12387	Kampala	3/1/2012	2/28/2015	Kyenjojo	Dimension stones	3.90	80,000	
EL	0954	Mamuka Industries (U) Ltd	Company	P. O. Box 12387	Kampala	3/1/2012	2/28/2015	Kyenjojo	Dimension stones	3.00	60,000	
EL	0955	Mineral Exploration and Mining (PTY) Ltd	Company	P. O. Box 1184	Kampala	3/9/2012	3/8/2015	Mityana	Wolfram & Gold	13.90	280,000	Transferred from Steven Banya on 26/08/2013
EL	0956	Greenstone Resources Ltd	Company	P. O. Box 300	Busia	3/16/2012	3/15/2015	Busia	Gold & Base Metals	4.60	100,000	Transferred from African Rift Minerals Ltd on 10/01/2013
EL	0957	Andrew Kabiito Rubuubi	Company	P. O. Box 11866	Kampala	3/19/2012	3/18/2015	Mubende	Gold, Base metals & PGM	60.00	1,200,000	

Type	Number	Licence Holder	Entity Type	Postal Address	Location	Granting Date	Expiry Date	Administrative District	Mineral	Area/Km2	Mineral Rent Per Year (Ugx)	Comments
EL	0958	Andrew Kabiito Rubuubi	Company	P. O. Box 11866	Kampala	3/19/2012	3/18/2015	Mubende	Gold and Base Metals	15.00	300,000	
EL	0959	Eco Technologies Ltd	Company	P.O. Box 20916	Kampala	3/20/2012	3/19/2015	Namutumba, Bugiri & Iganga	Gold, PGE & Base Metals.	290.80	5,820,000	
EL	0960	Eco Technologies Ltd	Company	P.O. Box 20916	Kampala	3/20/2012	3/19/2015	Bugiri & Tororo	Gold, PGE & Base Metals.	348.00	6,960,000	
EL	0961	Mineral Exploration and Mining (PTY) Ltd	Company	P. O. Box 1184	Kampala	3/1/2012	2/28/2015	Kanungu & Rukungiri	Gold & Base Metals	36.00	720,000	Transferred from Steven Banya on 26/08/2013
EL	0962	Royalco Resources Ltd	Company	P. O. Box 373	Iganga	3/20/2012	3/19/2015	Iganga, Bugiri & Mayuge	Gold and Base Metals	244.00	4,880,000	
EL	0964	Indiana Mining Ltd	Company	P. O. Box 29900	Kampala	3/19/2012	3/18/2015	Mbarara & Sheema	Gold & Base Metals	15.00	300,000	
EL	0965	Indiana Mining Ltd	Company	P. O. Box 29900	Kampala	3/19/2012	3/18/2015	Rukungiri	Gold & Base Metals	92.20	1,860,000	
EL	0966	Fulin Mines Ltd	Company	P. O. Box 36595	Kampala	3/19/2012	3/18/2015	Nakapiripirit	Gold and Base Metals	40.00	800,000	
EL	0967	Tembo Steels (U) Ltd	Company	P. O. Box 26373	Kampala	3/1/2012	2/28/2015	Kanungu	Iron ore & Tantalite	107.80	2,160,000	Transferred from Development Services Kigezi (DESK) on 26/06/2013
EL	0968	Baracat Minerals (U) Ltd.	Company	P.O. Box 83	Moroto	5/8/2012	5/7/2015	Nakapiripirit	Iron Ore \$ Gold	56.00	1,120,000	
EL	0969	John Mary Muyambi (Jr)	Person	P. O. Box 8898	Kampala	3/22/2012	3/21/2015	Kabale	Gold & Base Metals	0.16	20,000	
EL	0971	Berkeley Reef Ltd	Company	P.O. Box 3028	Kampala	4/2/2012	4/1/2015	Mayuge	Gold, PGM & Basemetals	187.50	3,760,000	
EL	0973	Care Moving Investments Ltd	Company	P.O. Box 84	Entebbe	4/10/2012	4/9/2015	Kisoro	Wolfram & Iron Ore	11.00	220,000	
EL	0974	Ndovu Investments Ltd	Company	P.O. Box 215	Jinja	4/12/2012	4/11/2015	Kapchorwa & Bulamburi	Carbonates, Pozzolana & Industrial Minerals	352.70	7,060,000	Transferred to Eastern Mining Ltd
EL	0975	Utrack Africa (U) Ltd	Company	P.O. Box 8238	Kampala	4/13/2012	4/12/2015	Nakapiripirit	Gold & Base Metals	66.30	1,340,000	
EL	0976	Dimension Stone Investments Ltd	Company	P.O. Box 24879	Kampala	4/13/2012	4/12/2015	Lira	Dimension stones	8.40	180,000	
EL	0977	Kripto International Ltd.	Company	P.O. Box 72442	Kampala	4/24/2012	4/23/2015	Moroto	Gold, PGM, Uranium & Base Metals	10.00	200,000	
EL	0978	Kripto International Ltd.	Company	P.O. Box 742442	Kampala	4/24/2012	4/23/2015	Moroto	Gold, PGM, Uranium & Base Metals	2.00	40,000	
EL	0979	Jo Santo Investments Ltd	Company	P.O. Box 11197	Kampala	4/23/2012	4/22/2015	Isingiro	Tin, Coltan & Base Metals	39.00	780,000	
EL	0980	Africa Rare Earth & Metals (U) Ltd	Company	P.O. Box 8891	Kampala	4/19/2012	4/18/2015	Kasese	PGM, REE & Base Netals	105.80	2,120,000	
EL	0981	Africa Rare Earth & Metals (U) Ltd	Company	P.O. Box 8891	Kampala	4/19/2012	4/18/2015	Kasese	PGM, REE & Base Netals	74.60	1,500,000	

Type	Number	Licence Holder	Entity Type	Postal Address	Location	Granting Date	Expiry Date	Administrative District	Mineral	Area/Km2	Mineral Rent Per Year (Ugx)	Comments
EL	0982	Africa Rare Earth & Metals (U) Ltd	Company	P.O. Box 8891	Kampala	4/19/2012	4/18/2015	Kasese	PGM, REE & Base Metals	100.00	2,000,000	
EL	0983	Pramukh Steel Ltd	Company	P.O. Box 988	Jinja	4/24/2012	4/23/2015	Kabale	Iron Ore & Base Metals	40.00	800,000	
EL	0984	John Mary Muyambi (Jr)	Person	P.O. Box 8898	Kampala	4/24/2012	4/23/2015	Ntungamo	Base metals	40.00	800,000	
EL	0985	Samaj (U) Ltd	Company	P.O. Box 10946	Kampala	5/21/2012	5/20/2015	Gulu	Gold, PGM, REE, Uranium & Base Metals	167.00	3,340,000	
EL	0986	Kest Investments (U) Ltd	Company	P.O. Box 10078	Kampala	5/21/2012	5/20/2015	Kisoro	Gold, Tin & Wolfram	17.15	360,000	
EL	0988	Kasese Cobalt Company Ltd	Company	P.O. Box 524	Kasese	6/5/2012	6/4/2015	Kasese	Limestone	0.56	20,000	
EL	0990	Highland Minerals Ltd	Company	P.O. Box 25780	Kampala	6/13/2012	6/12/2015	Kyenjojo	Gold & Uranium	136.00	2,720,000	
EL	0992	FLD Mining (U) Ltd	Company	P.O. Box 36595	Kampala	6/22/2012	6/21/2015	Kabale	Gold, Iron Ore & Base Metals	9.20	200,000	
EL	0993	FLD Mining (U) Ltd	Company	P.O. Box 36596	Kampala	6/22/2012	6/21/2015	Kisoro	Gold, Iron Ore & Base Metals	8.08	180,000	
EL	0994	Jiahao Mining (U) Ltd	Company	P.O. Box 36595	Kampala	6/22/2012	6/21/2015	Kabale	Gold, Iron Ore & Base Metals	11.70	240,000	
EL	0995	Ndovu Investments Ltd	Company	P.O. Box 215	Jinja	7/3/2012	7/2/2015	Moroto	Marble & Gypsum	7.00	140,000	
EL	0996	Ndovu Investments Ltd	Company	P.O. Box 216	Jinja	7/3/2012	7/2/2015	Moroto	Marble & Gypsum	308.60	6,180,000	
EL	0998	Moberge Finance Ltd	Company	P.O. Box 5480	Kampala	7/24/2012	7/23/2015	Buhweju & Bushenyi	Gold & Base Metals	32.00	640,000	
EL	0999	Moberge Finance Ltd	Company	P.O. Box 5480	Kampala	7/24/2012	7/23/2015	Mitooma & Bushenyi	Gold & Base Metals	59.20	1,200,000	
EL	1000	Moberge Finance Ltd	Company	P.O. Box 5480	Kampala	7/24/2012	7/23/2015	Hoima	Geothermal	130.50	2,620,000	
EL	1001	Jan Mangal (U) Ltd	Company	P.O. Box 28984	Kampala	7/20/2012	7/19/2015	Moroto	Gold & Base Metals	74.20	1,500,000	
EL	1002	Oli Gold Muruli Ltd	Company	P.O. Box 8898	Kampala	7/26/2012	7/25/2015	Ibanda & Kiruhura	Gold, Iron Ore & Base Metals	45.00	900,000	
EL	1003	John Mary Muyambi (Jr)	Person	P.O. Box 8898	Kampala	7/26/2012	7/25/2015	Kabale	Gold & Base Metals	14.80	300,000	
EL	1004	John Mary Muyambi (Jr)	Person	P.O. Box 8898	Kampala	7/26/2012	7/25/2015	Kabale	Iron Ore & Base Metals	10.00	200,000	
EL	1005	Oryx Minerals Ltd	Company	P.O.Box 701	Entebbe	7/30/2012	7/29/2015	Rukungiri	Gold and Base Metals	5.20	120,000	
EL	1006	Dao Africa Ltd	Company	P.O.Box 35277	Kampala	7/26/2012	7/25/2015	Tororo	Pozzolana	12.00	240,000	Trnsfered from Birungyi Cephas Kagyenda on 08/10/2012

Type	Number	Licence Holder	Entity Type	Postal Address	Location	Granting Date	Expiry Date	Administrative District	Mineral	Area/Km2	Mineral Rent Per Year (Ugx)	Comments
EL	1007	Sun and Sand Mines and Minerals Ltd	Company	P. O. Box 23191	Kampala	8/6/2012	8/5/2015	Kyenjojo, Kabarole & Kamwenge	Gold, Uranium, PGE, REE & Base Metals	107.00	2,140,000	
EL	1008	Sun and Sand Mines and Minerals Ltd	Company	P. O. Box 23191	Kampala	8/6/2012	8/5/2015	Isingiro	Gold, Uranium, PGE, REE, Columbite, Tantalite & Base Metals	5.80	120,000	
EL	1009	Sun and Sand Mines and Minerals Ltd	Company	P. O. Box 23191	Kampala	8/6/2012	8/5/2015	Mukono & Kayunga	Gold, Uranium, PGE, REE & Base Metals	120.00	2,400,000	
EL	1010	Sun and Sand Mines and Minerals Ltd	Company	P. O. Box 23191	Kampala	8/6/2012	8/5/2015	Kaabong	Gold, Uranium, PGE, REE & Base Metals	79.00	1,580,000	
EL	1011	Indiana Mining Ltd	Company	P. O. Box 29900	Kampala	8/6/2012	8/5/2015	Sheema	Gold and Base Metals	16.00	320,000	
EL	1012	Indiana Mining Ltd	Company	P. O. Box 29900	Kampala	8/6/2012	8/5/2015	Bushenyi	Gold and Base Metals	20.00	400,000	
EL	1013	Indiana Mining Ltd	Company	P. O. Box 29900	Kampala	8/6/2012	8/5/2015	Mbarara	Gold and Base Metals	39.00	780,000	
EL	1014	Indiana Mining Ltd	Company	P. O. Box 29900	Kampala	8/6/2012	8/5/2015	Mbarara	Gold and Base Metals	9.00	180,000	
EL	1015	Great Lakes Mining Ltd	Company	P. O. Box 29900	Kampala	8/7/2012	8/6/2015	Napak	Iron Ore & Base Metals	36.00	720,000	
EL	1016	Great Lakes Mining Ltd	Company	P. O. Box 29900	Kampala	8/10/2012	8/9/2015	Moroto	REE & Base Metals	55.00	1,100,000	
EL	1017	Great Lakes Mining Ltd	Company	P. O. Box 29900	Kampala	8/10/2012	8/9/2015	Kaabong	REE & Base Metals	105.00	2,100,000	
EL	1018	Great Lakes Mining Ltd	Company	P. O. Box 29900	Kampala	8/10/2012	8/9/2015	Kamwenge	Gold, Iron ore & Base Metals	60.00	1,200,000	
EL	1019	Universal Granite and Marble Ltd	Company	P. O. Box 23003	Kampala	8/10/2012	8/9/2015	Soroti	Granite	50.00	1,000,000	
EL	1020	Universal Granite and Marble Ltd	Company	P. O. Box 23003	Kampala	8/10/2012	8/9/2015	Nwoya	Granite	10.00	200,000	
EL	1021	Universal Granite and Marble Ltd	Company	P. O. Box 23003	Kampala	8/10/2012	8/9/2015	Gulu	Granite	10.00	200,000	
EL	1022	Universal Granite and Marble Ltd	Company	P. O. Box 23003	Kampala	8/10/2012	8/9/2015	Kiboga	Granite	10.00	200,000	
EL	1023	Universal Granite and Marble Ltd	Company	P. O. Box 23003	Kampala	8/10/2012	8/9/2015	Mukono	Granite	9.60	200,000	
EL	1024	Universal Granite and Marble Ltd	Company	P. O. Box 23003	Kampala	8/10/2012	8/9/2015	Kyegegwa	Granite	50.00	1,000,000	
EL	1025	Consolidated African Resources Ltd	Company	P. O. Box 71630	Kampala	8/9/2012	8/8/2015	Kitgum	Graphite, Zinc, Gold & Mica	323.00	6,460,000	
EL	1026	Oli Gold Muruli Ltd	Company	P.O. Box 8898	Kampala	8/13/2012	8/12/2015	Kiruhura & Ibanda	Gold, Iron Ore & Base Metals	43.00	860,000	
EL	1027	Oli Gold Muruli Ltd	Company	P.O. Box 8898	Kampala	8/13/2012	8/12/2015	Kiruhura & Ibanda	Gold, Iron Ore & Base Metals	45.00	900,000	

Type	Number	Licence Holder	Entity Type	Postal Address	Location	Granting Date	Expiry Date	Administrative District	Mineral	Area/ Km2	Mineral Rent Per Year (Ugx)	Comments
EL	1028	Oli Gold Muruli Ltd	Company	P.O. Box 8898	Kampala	8/13/2012	8/12/2015	Kiruhura & Ibanda	Gold, Iron Ore & Base Metals	45.00	900,000	
EL	1029	Greenstone Resources Ltd	Company	P. O. Box 300	Busia	8/13/2012	8/12/2015	Tororo	Gold and Base Metals	9.40	200,000	Transferred from African Rift Minerals Ltd on 10/01/2013
EL	1030	Greenstone Resources Ltd	Company	P. O. Box 300	Busia	8/13/2012	8/12/2015	Busia	Gold and Base Metals	84.20	1,700,000	Transferred from African Rift Minerals Ltd on 10/01/2013
EL	1031	Greenstone Resources Ltd	Company	P. O. Box 300	Busia	8/13/2012	8/12/2015	Busia & Namayingo	Gold and Base Metals	402.10	8,060,000	Transferred from African Rift Minerals Ltd on 10/01/2013
EL	1032	Greenstone Resources Ltd	Company	P. O. Box 300	Busia	8/13/2012	8/12/2015	Busia	Gold and Base Metals	4.80	100,000	Transferred from African Rift Minerals Ltd on 10/01/2013
EL	1033	Byona Ambrose	Person	P. O. Box 28428	Kampala	8/9/2012	8/8/2015	Kiboga & Mityana	Gold and Base Metals	5.80	120,000	
EL	1034	East African Mining Ltd	Company	P.O. Box 30330	Kampala	7/30/2012	7/29/2015	Kaabong	Gold, Zinc, PGE and Base Metals	170.00	3,400,000	Transferred from Strategic Acquisition Ltd on 17/8/2012
EL	1035	Indiana Investments Ltd	Company	P. O. Box 29900	Kampala	8/14/2012	8/13/2015	Luuka	Gold and Base Metals	100.00	2,000,000	Transferred from Ssemawere Oscar on 21/8/2012
EL	1036	Milu (U) Ltd	Company	P.O. Box 23201	Kampala	8/15/2015	8/14/2018	Bugiri	Gold and Base Metals	31.02	640,000	Renewal
EL	1037	Clean Source Energy Partners Ltd	Company	P. O. Box 71630	Kampala	8/20/2012	8/19/2015	Kabarole	Geothermal	84.00	1,680,000	
EL	1038	Luwalalira Louis Livingstone	Person	P. O. Box 10001	Kampala	8/20/2012	8/19/2015	Busia	Gold and Base Metals	26.50	540,000	
EL	1040	Rift Valley Minerals Ltd	Company	P.O. Box 8898	Kampala	8/23/2012	8/22/2015	Napak	Iron Ore, Limestone & Base Metals	72.00	1,440,000	
EL	1041	Great Lakes Mining Ltd	Company	P. O. Box 29900	Kampala	8/23/2012	8/22/2015	Kamwenge	Iron Ore, Gold & Base Metals	60.00	1,200,000	
EL	1043	Zhong Hua Exploration and Mineral Development Company Ltd.	Company	P.O. Box 807,	Entebbe	9/4/2012	9/3/2015	Alebtong	Gold, Platinum, columbite, Tantalite & Base Metals	244.30	4,900,000	
EL	1044	Zhong Hua Exploration and Mineral Development Company Ltd.	Company	P.O. Box 807,	Entebbe	9/4/2012	9/3/2015	Alebtong	Gold, Platinum, columbite, Tantalite & Base Metals	260.00	5,200,000	
EL	1045	Irene Kambonesa	Person	P. O. Box 26602	Kampala	9/5/2012	9/4/2015	Kamwenge	Gold and Base Metals	35.00	700,000	
EL	1046	Clean Source Energy Partners Ltd	Company	P. O. Box 7142	Kampala	9/4/2012	9/3/2015	Yumbe	Geothermal	58.40	1,180,000	

Type	Number	Licence Holder	Entity Type	Postal Address	Location	Granting Date	Expiry Date	Administrative District	Mineral	Area/ Km2	Mineral Rent Per Year (Ugx)	Comments
EL	1048	Sipa Exploration (U) Ltd	Company	P. O. Box 2903	Kampala	9/13/2012	9/12/2015	Lamwo	Precious Metals	465.00	9,300,000	
EL	1049	Sipa Exploration (U) Ltd	Company	P. O. Box 2903	Kampala	9/7/2015	9/6/2018	Lamwo	Precious Metals	486.90	9,740,000	Renewal
EL	1050	Sipa Exploration (U) Ltd	Company	P. O. Box 2903	Kampala	9/7/2012	9/6/2015	Pader & Agago	Precious Metals	326.60	6,540,000	
EL	1051	Sipa Exploration (U) Ltd	Company	P. O. Box 2903	Kampala	9/7/2012	9/6/2015	Otuke & Agago	Precious Metals	343.00	6,860,000	
EL	1052	Sipa Exploration (U) Ltd	Company	P. O. Box 2903	Kampala	9/7/2012	9/6/2015	Lamwo & Kitgum	Precious Metals	345.70	6,920,000	
EL	1053	Sipa Exploration (U) Ltd	Company	P. O. Box 2903	Kampala	9/7/2015	9/6/2018	Pader	Precious Metals	94.00	1,880,000	Renewal
EL	1054	Sun and Sand Mines and Minerals Ltd	Company	P. O. Box 23191	Kampala	9/14/2012	9/13/2015	Kisoro	Gold, Wolfram & Basemetals	8.70	180,000	
EL	1055	Sun and Sand Mines and Minerals Ltd	Company	P. O. Box 23191	Kampala	9/14/2012	9/13/2015	Kisoro	Gold and Base Metals	21.50	440,000	
EL	1056	Sun and Sand Mines and Minerals Ltd	Company	P. O. Box 23191	Kampala	9/14/2012	9/13/2015	Kisoro	Gold and Base Metals	23.00	460,000	
EL	1057	Francis K. Mutungi	Person	P. O. Box 7048	Kampala	9/19/2012	9/18/2015	Mubende	Gold and Base Metals	77.00	1,540,000	
EL	1058	Nile Exploration Company Ltd	Company	P.O.Box 701	Entebbe	9/27/2012	9/26/2015	Rukungiri	Gold, Tungstern, Iron Ore and Base Metals	93.00	1,860,000	
EL	1059	Rift Valley Investments Ltd	Company	P. O. Box 28904	Kampala	12/21/2012	12/20/2015	Nakapiripirit	Gold and Base Metals	90.00	1,800,000	
EL	1060	Pawakom International Ltd	Company	P.O.Box 4015	Kampala	10/15/2012	10/14/2015	Nebbi	Geothermal	92.20	1,860,000	
EL	1061	Uganda Metal Recycling Ltd	Company	P.O. Box 770380	Kampala	11/6/2012	11/5/2015	Amudat	Gold and Base Metals	108.80	2,180,000	Transferred from Wogabaga Stephen K. on 10/02/2014.
EL	1063	Steel Rolling Mills Ltd	Company	P.O. Box 4641	Kampala	11/14/2012	11/13/2015	Kabale, Ntungamo & Rukungiri	Iron Ore	47.90	960,000	
EL	1064	Ascot Associates	Company	P.O. Box 2119	Kampala	11/23/2012	11/22/2015	Kanungu	Geothermal	117.00	2,340,000	
EL	1065	Kirabira Stephen	Person	P.O. Box 29492	Kampala	12/3/2012	12/2/2015	Sheema	Gold and Base Metals	21.80	440,000	
EL	1066	Gimnant International Ltd	Company	P. O. Box 71457	Kampala	12/19/2012	12/18/2015	Kween	Gold, Industrial minerals, gemstones & base metals	55.50	1,120,000	
EL	1067	John Mary Muyambi (Jr)	Person	P.O. Box 8898	Kampala	12/5/2012	12/4/2015	Buhweju	Gold and Base Metals	4.03	100,000	
EL	1068	Mwendo Enterprises Ltd	Company	P. O. Box 257	Entebbe	12/19/2012	12/18/2015	Bushenyi	Gold, Copper and Cobalt	102.20	2,060,000	
EL	1069	Mwendo Enterprises Ltd	Company	P. O. Box 257	Entebbe	12/19/2012	12/18/2015	Kamwenge	Gold, Copper and Cobalt	30.00	600,000	

Type	Number	Licence Holder	Entity Type	Postal Address	Location	Granting Date	Expiry Date	Administrative District	Mineral	Area/Km2	Mineral Rent Per Year (Ugx)	Comments
EL	1070	Spenco (U) Ltd	Company	P. O. Box 956	Kampala	1/18/2013	1/17/2016	Mubende	Gold, Base Metals, Diamond Granite, Gniess REE, Sandstones and PGMs	494.06	9,900,000	
EL	1071	Angaro Investment Company Ltd	Company	P. O. Box 48	Moroto	2/18/2013	2/17/2016	Moroto	Gold and Base Metals	102.00	2,040,000	
EL	1072	Wananchi Mining Ltd	Company	P. O. Box 1171	Kampala	2/19/2013	2/18/2016	Nebbi	Gold and Base Metals	78.00	1,560,000	
EL	1073	Spenco (U) Ltd	Company	P. O. Box 956	Kampala	1/18/2013	1/17/2016	Mubende & Mityana	Gold, Base Metals, Diamond and PGMs	96.20	1,940,000	
EL	1075	Tin Tan (U) Ltd	Company	P. O. Box 34412	Kampala	1/28/2013	1/27/2016	Ntungamo	Tin & Coltan	33.50	680,000	
EL	1076	Fulin Mines Ltd	Company	P. O. Box 36595	Kampala	1/29/2013	1/28/2016	Amuru and Gulu	Gold and Base Metals	69.60	1,400,000	
EL	1077	Royalco Resources Ltd	Company	P. O. Box 373	Iganga	1/29/2013	1/28/2016	Bugiri	Gold and Base Metals	117.60	2,360,000	
EL	1078	Blackstone Ichiban Ltd	Company	P. O. Box 10111	Kampala	2/5/2013	2/4/2016	Nakapiripirit and Amudat	Gold and Base Metals	474.80	9,500,000	
EL	1079	Blackstone Ichiban Ltd	Company	P. O. Box 10111	Kampala	2/5/2013	2/4/2016	Moroto and Nakapiripirit	Gold and Base Metals	411.00	8,220,000	
EL	1080	Blackstone Ichiban Ltd	Company	P. O. Box 10111	Kampala	2/5/2013	2/4/2016	Moroto	Gold and Base Metals	212.50	4,260,000	
EL	1081	Rhino United Agencies Ltd	Company	P. O. Box 21	Moroto	2/18/2013	2/17/2016	Moroto	Gold and Base Metals	97.00	1,940,000	
EL	1082	Royalco Resources Ltd	Company	P. O. Box 373	Iganga	2/5/2013	2/4/2016	Bugiri, Busia and Tororo		100.00	2,000,000	
EL	1083	Infinity Minerals Ltd	Company	P. O. Box 72	Kampala	2/11/2013	2/10/2016	Moroto	Gold and Base Metals	437.00	8,740,000	
EL	1084	Infinity Minerals Ltd	Company	P. O. Box 72	Kampala	2/11/2013	2/10/2016	Tororo	Gold and Base Metals	203.00	4,060,000	
EL	1086	Budha Mining & Exploration 2009 Ltd	Company	P.O. Box 33563	Kampala	2/12/2013	2/11/2016	Rubirizi and Ibanda	Gold and Base Metals	35.35	720,000	
EL	1088	Gemstones International Ltd	Company	P. O. Box 10130	Kampala	2/20/2013	2/19/2016	Mubende	Gold	21.00	420,000	
EL	1089	AUC Mining (U) Ltd	Company	P. O. Box 10130	Kampala	2/20/2013	2/19/2016	Mubende	Gold	202.00	4,040,000	
EL	1090	Dao Africa Ltd	Company	P.O.Box 35277	Kampala	2/20/2013	2/19/2016	Moroto	Limestone and Marble	40.70	820,000	
EL	1091	Emmanuel Kyoyeta Makaga	Person	P. O. Box 12361	Kampala	2/20/2013	2/19/2016	Moroto	Gold, Base Metals, Limestone and Marble	40.00	800,000	
EL	1092	African Rift Minerals Ltd	Company	P. O. Box 263	Entebbe	3/4/2013	3/3/2016	Kiryandongo	Gold and Base Metals	240.25	4,820,000	
EL	1093	Gemstones International Ltd	Company	P. O. Box 10130	Kampala	2/20/2013	2/19/2016	Mubende	Gold	207.80	4,160,000	

Type	Number	Licence Holder	Entity Type	Postal Address	Location	Granting Date	Expiry Date	Administrative District	Mineral	Area/Km2	Mineral Rent Per Year (Ugx)	Comments
EL	1094	Dagerton Geological Company Ltd	Company	P. O. Box 1743	Jinja	2/27/2013	2/26/2016	Kabale and Kanungu	Iron Ore	35.80	720,000	
EL	1096	Rhino United Agencies Ltd	Company	P. O. Box 21	Moroto	2/27/2013	2/26/2016	Nakapiripirit	Gold, Iron Ore and Base Metals	100.00	2,000,000	
EL	1097	Africa Rare Earth & Metals (U) Ltd	Company	P.O. Box 8891	Kampala	2/27/2013	2/26/2016	Kasese	REE, PGM and Base Metals	74.90	1,500,000	
EL	1098	Mwendo Enterprises Ltd	Company	P. O. Box 257	Entebbe	2/27/2013	2/26/2016	Bushenyi	Gold and Limestone	24.00	480,000	
EL	1099	Blackstone Ichiban Ltd	Company	P. O. Box 10111	Kampala	2/25/2013	2/24/2016	Kabale	Kaolin, Pozzolana, Gold and Base Metals	40.00	800,000	Transferred from Development Services Kigezi (DESK) on 06/06/2013
EL	1100	Earth Cement (U) Ltd	Company	P. O. Box 35905	Kampala	2/22/2013	2/21/2016	Moroto	Limestone	50.00	1,000,000	Transferred from Brian Ochieng Tefro on 18/04/2013
EL	1101	Earth Cement (U) Ltd	Company	P. O. Box 35905	Kampala	2/22/2013	2/21/2016	Moroto	Limestone	51.00	1,020,000	Transferred from Brian Ochieng Tefro on 18/04/2013
EL	1102	Mineral Research & Mines Ltd	Company	P.O.Box 10702	Kampala	2/27/2013	2/26/2016	Mubende	Gold and Base Metals	21.60	440,000	
EL	1103	Nicobat Interservices (U) Ltd	Company	P.O. Box 28904	Kampala	3/4/2013	3/3/2016	Nakapiripirit and Amudat	Gold and Marble	290.00	5,800,000	
EL	1104	Nicobat Interservices (U) Ltd	Company	P.O. Box 28904	Kampala	3/4/2013	3/3/2016	Nakapiripirit and Amudat	Gold and Marble	290.00	5,800,000	
EL	1105	Development Services Kigezi (DESK)	Company	P. O. Box 476	Kabale	3/12/2013	3/11/2016	Kabale	Gold and Base Metals	15.53	320,000	
EL	1106	Sun and Sand Mines and Minerals Ltd	Company	P. O. Box 23191	Kampala	6/4/2014	6/3/2017	Luuka	Gold, Base Metals, Uranium, Platinum Group Metals, Rare Earth Element	224.00	4,480,000	
EL	1107	Zhong Hua Exploration and Mineral Development Company Ltd.	Company	P.O. Box 807,	Entebbe	3/20/2013	3/19/2016	Amuria & Soroti	Gold, Platinum, columbite, Tantalite & Base Metals	255.80	5,120,000	
EL	1108	Nyamagana Traders Ltd	Company	P.O. Box 130	Kisoro	3/20/2013	3/19/2016	Kanungu & Kisoro	Base metals	8.18	180,000	
EL	1109	Royalco Resources Ltd	Company	P. O. Box 373	Iganga	3/13/2013	3/12/2016	Bugiri	Gold and Base Metals	67.50	1,360,000	
EL	1111	Mwendo Enterprises Ltd	Company	P. O. Box 257	Entebbe	3/20/2013	3/19/2016	Mubende	Gold, Copper and Cobalt	147.00	2,940,000	
EL	1112	Great Three (3) Stars Ltd	Company	P.O. Box 151	Kasese	3/25/2013	3/24/2016	Ntoroko	Gypsum	14.24	300,000	

Type	Number	Licence Holder	Entity Type	Postal Address	Location	Granting Date	Expiry Date	Administrative District	Mineral	Area/Km2	Mineral Rent Per Year (Ugx)	Comments
EL	1113	Infinity Minerals Ltd	Company	P. O. Box 72	Kampala	3/22/2013	3/21/2016	Kaabong	Gold and Base Metals	303.00	6,060,000	
EL	1114	Infinity Minerals Ltd	Company	P. O. Box 72	Kampala	3/22/2013	3/21/2016	Ibanda	Gold and Base Metals	240.00	4,800,000	
EL	1115	Infinity Minerals Ltd	Company	P. O. Box 72	Kampala	3/22/2013	3/21/2016	Moroto & Kaabong	Gold and Base Metals	480.00	9,600,000	
EL	1116	Infinity Minerals Ltd	Company	P. O. Box 72	Kampala	3/22/2013	3/21/2016	Kaabong	Gold and Base Metals	385.00	7,700,000	
EL	1118	Viir Metals and Refiners Ltd	Company	P.O. Box 27432	Kampala	3/20/2013	3/19/2016	Ntungamo	Tin, Coltan, Berryl & Basemetals	5.30	120,000	
EL	1119	Strategic Acquisitions Ltd	Company	P.O. Box 31154	Kampala	3/21/2013	3/20/2016	Kasese	Limestone	8.93	180,000	
EL	1120	Kirabira Stephen	Person	P.O. Box 2120	Kampala	3/28/2013	3/27/2016	Kapchorwa	Gold and Base Metals	55.00	1,100,000	
EL	1121	Jan Mangal (U) Ltd	Company	P.O. Box 28984	Kampala	5/8/2013	5/7/2016	Kaabong	Gold, REE, PGE, Uranium & Base Metals	159.60	3,200,000	
EL	1122	Jan Mangal (U) Ltd	Company	P.O. Box 28984	Kampala	5/8/2013	5/7/2016	Mubende & Kyegegwa	Gold, REE, PGE, Uranium & Base Metals	50.84	1,020,000	
EL	1123	Marua Group Ltd	Company	P.O. Box 4015	Kampala	4/4/2013	4/3/2016	Mitooma	Gold and Base Metals	15.15	320,000	
EL	1124	Kimberlites Mining Ltd	Company	P.O. Box 74701	Kampala	6/27/2013	6/26/2016	Busia	Gold and Base Metals	3.24	80,000	
EL	1126	MCB Resources Ltd	Company	P.O. Box 33914	Kampala	4/9/2013	4/8/2016	Moroto	Gold and Base Metals	19.84	400,000	
EL	1127	Goldspy Africa Ltd	Company	P.O. Box 36058	Kampala	4/25/2013	4/24/2016	Bugiri and Namutumba	Gold and Base Metals	65.03	1,320,000	
EL	1128	Askar Investments Ltd	Company	P.O. Box 9545	Kampala	4/16/2013	4/15/2016	Ntungamo	Coltan	11.65	240,000	
EL	1134	Infinity Minerals Ltd	Company	P. O. Box 72	Kampala	4/25/2013	4/24/2016	Kaabong	Gold and Base Metals	255.00	5,100,000	
EL	1135	Mwendo Enterprises Ltd	Company	P. O. Box 257	Entebbe	4/26/2013	4/25/2016	Mityana	Gold, Copper and Tungsten	52.00	1,040,000	
EL	1136	Mwendo Enterprises Ltd	Company	P. O. Box 257	Entebbe	4/26/2013	4/25/2016	Mityana & Wakiso	Gold, Copper and Cobalt	500.00	10,000,000	
EL	1137	Pearl Mining (U) Ltd	Company	P.O.Box 2903	Kampala	5/2/2013	5/1/2016	Kiryandongo	Gold and Base Metals	240.00	4,800,000	
EL	1138	Clean Source Energy Partners Ltd	Company	P. O. Box 7142	Kampala	5/2/2013	5/1/2016	Amuru	Geothermal	80.00	1,600,000	
EL	1139	Fang Min	Person	P.O. Box 6323	Kampala	5/2/2013	5/1/2016	Rukungiri	Base metals	160.85	3,220,000	
EL	1140	Goldspy Africa Ltd	Company	P.O. Box 36058	Kampala	5/2/2013	5/1/2016	Bugiri	Gold and Base Metals	111.80	2,240,000	
EL	1141	Birungyi Cephas Kagyenda	Person	P.O. Box 21086	Kampala	5/8/2013	5/7/2016	Mubende	Gold, Uranium, PGEs & Base Metals	136.00	2,720,000	

Type	Number	Licence Holder	Entity Type	Postal Address	Location	Granting Date	Expiry Date	Administrative District	Mineral	Area/Km2	Mineral Rent Per Year (Ugx)	Comments
EL	1142	FCN Energy Ltd	Company	P.O. Box 9670	Kampala	5/23/2013	5/22/2016	Kaabong	Gold and Base Metals	382.80	7,660,000	
EL	1143	Uganda Hui Neng Mining Ltd	Company	P.O. Box 6323	Kampala	5/8/2013	5/7/2016	Adjumani	Gold and Base Metals	480.00	9,600,000	
EL	1144	Uganda Hui Neng Mining Ltd	Company	P.O. Box 6323	Kampala	5/8/2013	5/7/2016	Adjumani	Gold and Base Metals	341.00	6,820,000	
EL	1145	Uganda Hui Neng Mining Ltd	Company	P.O. Box 6323	Kampala	5/8/2013	5/7/2016	Moyo	Gold and Base Metals	357.50	7,160,000	
EL	1146	Mariam Mukalazi	Person	P.O. Box 30446	Kampala	5/8/2013	5/7/2016	Kabale	Gold, Tin & Other Base Metals	19.30	400,000	
EL	1147	Jan Mangal (U) Ltd	Company	P.O. Box 28984	Kampala	5/10/2013	5/9/2016	Gulu & Oyam	Gold and Base Metals	364.00	7,280,000	
EL	1148	Raremet (U) Ltd	Company	P.O. Box 3064	Kampala	5/28/2013	5/27/2016	Ntungamo	Gold, Tantalite, Columbite, Tin & Beryl	28.00	560,000	
EL	1152	Mining Minerals and Metals Ltd	Company	Plot 9, Luthuli Lane, Bugolobi	Kampala	5/22/2013	5/21/2016	Kisoro	Gold, Tin and Wolfram	0.50	20,000	
EL	1153	Ronald Jarvis Sebunya	Person	P.O. Box 8891	Kampala	5/23/2013	5/22/2016	Kanungu & Rukungiri	Gold, REE, PGM & Base Metals	63.00	1,260,000	
EL	1154	Uganda Hui Neng Mining Ltd	Company	P.O. Box 6323	Kampala	5/24/2013	5/23/2016	Manafwa	Iron Ore, Phosphates and Vermiculite	8.22	180,000	
EL	1155	Clear Water Mining Ltd	Company	P.O. Box 7294	Kampala	5/28/2013	5/27/2016	Kaabong	Gold and Base Metals	270.00	5,400,000	
EL	1156	Clear Water Mining Ltd	Company	P.O. Box 7294	Kampala	5/28/2013	5/27/2016	Kaabong	Gold and Base Metals	247.50	4,960,000	
EL	1157	Clear Water Mining Ltd	Company	P.O. Box 7294	Kampala	5/28/2013	5/27/2016	Moroto	Gold and Base Metals	272.00	5,440,000	
EL	1158	Clear Water Mining Ltd	Company	P.O. Box 7294	Kampala	5/28/2013	5/27/2016	Kanungu & Rukungiri	Gold and Base Metals	112.00	2,240,000	
EL	1159	Infinity Minerals Ltd	Company	P. O. Box 72	Kampala	5/28/2013	5/27/2016	Nakapiripirit	Gold and Base Metals	105.80	2,120,000	
EL	1160	Moon Mining (U) Ltd	Company	P.O. Box 25713	Kampala	5/28/2013	5/27/2016	Kotido	Gold and Base Metals	260.00	5,200,000	
EL	1161	Clear Water Mining Ltd	Company	P.O. Box 7294	Kampala	5/30/2013	5/29/2016	Moroto	Gold and Base Metals	131.24	2,640,000	
EL	1163	Nationwide Construction Services Ltd	Company	P.O. Box 33905	Kampala	6/6/2013	6/5/2016	Busia & Namayingo	Gold and Base Metals	197.10	3,960,000	
EL	1164	Sikander Meghani	Person	P.O. Box 30814	Kampala	6/4/2013	6/3/2016	Moroto	Gold and Base Metals	2.00	40,000	
EL	1165	Dao Marble Ltd	Company	P.O. Box 75037	Kampala	6/13/2013	6/12/2016	Moroto	Limestone, Chromite, Gold & PGMs	124.23	2,500,000	
EL	1166	Birungyi Cephas Kagyenda	Person	P.O. Box 21086	Kampala	6/24/2013	6/23/2016	Kibaale	Gold, Base Metals, PGEs and Uranium	249.00	4,980,000	
EL	1167	Fang Min	Person	P.O. Box 6323	Kampala	6/21/2013	6/20/2016	Arua	Gold	55.49	1,120,000	

Type	Number	Licence Holder	Entity Type	Postal Address	Location	Granting Date	Expiry Date	Administrative District	Mineral	Area/Km2	Mineral Rent Per Year (Ugx)	Comments
EL	1168	Fang Min	Person	P.O. Box 6323	Kampala	6/21/2013	6/20/2016	Napak	Copper and Gold	216.00	4,320,000	
EL	1169	Fang Min	Person	P.O. Box 6323	Kampala	6/21/2013	6/20/2016	Butaleja & Mbale	Gold	81.00	1,620,000	
EL	1172	Clear Water Mining Ltd	Company	P.O. Box 7294	Kampala	7/4/2013	7/3/2016	Moroto	Gold, Base Metal	224.00	4,480,000	
EL	1173	Frontier Exploration Uganda Ltd	Company	P. O. Box 7166	Kampala	7/8/2013	7/7/2016	Kaabong & Kotido	Graphite, Base Metals	93.50	1,880,000	
EL	1175	Kiboko Cement Industries Ltd	Company	P. O. Box 31376	Kampala	7/5/2013	7/4/2016	Moroto	Limestone, Marble	41.44	840,000	
EL	1177	International University of East Africa	Company	P. O. Box 35502	Kampala	8/5/2013	8/4/2016	Nakapiripirit	Gold, Base Metals	119.38	2,400,000	
EL	1178	Guangzhou Dong Song Energy Group Company Ltd	Company	P.O. Box 20030	Kampala	8/1/2013	7/31/2016	Tororo	Gold, Base Metals, Phosphate	26.50	540,000	Transferred from Uganda Hui Neng Mining Ltd on 13/12/2013
EL	1179	Uganda Hui Neng Mining Ltd	Company	P.O. Box 6323	Kampala	8/1/2013	7/31/2016	Mbale & Manfwa	Base Metals, Phosphate	192.20	3,860,000	
EL	1180	Karungi Elizabeth	Person	P. O. Box 7178	Kampala	8/5/2013	8/4/2016	Kanungu	Gold, Tin, Base Metals	27.74	560,000	
EL	1181	Karungi Elizabeth	Person	P. O. Box 7178	Kampala	8/5/2013	8/4/2016	Kanungu	Gold, Tin, Base Metals	25.87	520,000	
EL	1182	Nalongo Estates	Company	P. O. Box 34	Kampala	8/12/2013	8/11/2016	Nakaseke	Gold and Base Metals	48.00	960,000	
EL	1183	Jiadao (U) Ltd	Company	P. O. Box 70869	Kampala	8/12/2013	8/11/2016	Mubende	Gold, Base Metals	102.50	2,060,000	
EL	1184	Jiadao (U) Ltd	Company	P. O. Box 70869	Kampala	8/12/2013	8/11/2016	Ntungamo	Gold, Base Metals	96.00	1,920,000	
EL	1185	Jiadao (U) Ltd	Company	P. O. Box 70869	Kampala	8/12/2013	8/11/2016	Mbarara	Gold, Base Metals	99.50	2,000,000	
EL	1186	Jiadao (U) Ltd	Company	P. O. Box 70869	Kampala	8/12/2013	8/11/2016	Mbarara & Buhweju	Gold, Base Metals	87.00	1,740,000	
EL	1187	Aljouda Mining Company Ltd	Company	P. O. Box 35227	Kampala	8/9/2013	8/8/2016	Nakapiripirit	Gold, Base Metals	63.90	1,280,000	
EL	1188	Rakai Resources Ltd	Company	P. O. Box 30765	Kampala	8/14/2013	8/13/2016	Abim	Gold, Base Metals	152.43	3,060,000	
EL	1189	Rakai Resources Ltd	Company	P. O. Box 30765	Kampala	8/14/2013	8/13/2016	Abim	Gold, Base Metals	58.50	1,180,000	
EL	1190	Chensha Uganda Ltd	Company	P. O. Box 37078	Kampala	8/14/2013	8/13/2016	Kasese	Gold, Base Metals	39.70	800,000	
EL	1191	Dikku (U) Ltd	Company	P. O. Box 6086	Kampala	8/20/2013	8/19/2016	Busia	Gold, Base Metals	23.42	480,000	
EL	1192	Sikander Meghani	Person	P.O. Box 30814	Kampala	8/14/2013	8/13/2016	Ibanda	Gold, Base Metals	13.40	280,000	

Type	Number	Licence Holder	Entity Type	Postal Address	Location	Granting Date	Expiry Date	Administrative District	Mineral	Area/Km2	Mineral Rent Per Year (Ugx)	Comments
EL	1193	Aljouda Mining Company Ltd	Company	P. O. Box 35227	Kampala	8/15/2013	8/14/2016	Isingiro	Tin, Platinum Group Metals, Base Metals	151.00	3,020,000	
EL	1196	Double Black (U) Ltd	Company	P. O. Box 34412	Kampala	8/30/2013	8/29/2016	Ntungamo	Tin, Coltan	12.00	240,000	
EL	1198	Royal African Mining Company Ltd	Company	P. O. Box 9432	Kampala	9/3/2013	9/2/2016	Nakapiripirit	Gold, Base Metals	116.90	2,340,000	
EL	1199	Aljouda Mining Company Ltd	Company	P. O. Box 35227	Kampala	9/4/2013	9/3/2016	Kanungu	Gold, Base Metals	47.00	940,000	
EL	1200	Aljouda Mining Company Ltd	Company	P. O. Box 35227	Kampala	9/4/2013	9/3/2016	Mityana, Mityana & Nakaseke	Gold, Base Metals	53.00	1,060,000	
EL	1201	Peter Mukiza	Person	P. O. Box 12677	Kampala	9/4/2013	9/3/2016	Mityana & Kiboga	Gold, Base Metals	26.40	540,000	
EL	1202	Peter Mukiza	Person	P. O. Box 12677	Kampala	9/4/2013	9/3/2016	Mubende & Mpigi	Gold, Base Metals	199.50	4,000,000	
EL	1203	Aljouda Mining Company Ltd	Company	P. O. Box 35227	Kampala	9/13/2013	9/12/2016	Sheema	Gold, Base Metals	318.00	6,360,000	
EL	1204	VVC Mining Company Ltd	Company	P.O. Box 20	Kabale	9/23/2013	9/22/2016	Kabale	Base Metals, Iron Ore	136.88	2,740,000	
EL	1205	Nawata Mines Ltd.	Company	P. O. Box 118	Kampala	10/2/2013	10/1/2016	Mityana & Kiboga	Gold and Base Metals	41.72	840,000	
EL	1206	Aljouda Mining Company Ltd	Company	P. O. Box 35227	Kampala	10/14/2013	10/13/2016	Moroto	Limestone, Gold & Base Metals	13.64	280,000	
EL	1207	Aljouda Mining Company Ltd	Company	P. O. Box 35227	Kampala	10/14/2013	10/13/2016	Moroto	Limestone, Gold & Base Metals	15.00	320,000	
EL	1212	Tibet Hima Mining Company Ltd	Company	P.O. Box 36595	Kampala	10/22/2013	10/21/2016	Kasese	Gold and Base Metals	388.00	7,760,000	Transferred from Kilembe Mines Ltd on 03/01/2014
EL	1213	Rusla Mining and Minerals Ltd	Company	P.O. Box 1077	Kampala	10/23/2013	10/22/2016	Kisoro	Wolfram	6.67	140,000	
EL	1214	Chezho Valley and Mining Ltd	Company	P. O. Box 374686	Kampala	10/25/2013	10/24/2016	Napak	Gold and Base Metals	150.60	3,020,000	
EL	1215	Chezho Valley and Mining Ltd	Company	P. O. Box 374686	Kampala	10/25/2013	10/24/2016	Napak	Gold and Base Metals	82.40	1,660,000	
EL	1216	Mate Mines Ltd	Company	P. O. Box 1317	Kampala	10/23/2013	10/22/2016	Mubende	Gold	0.90	20,000	
EL	1217	Flux Enterprises Ltd	Company	P. O. Box 14214	Kampala	10/23/2013	10/22/2016	Luwero	Granite	1.52	40,000	
EL	1218	Sino Minerals Investments Company Ltd	Company	P.O. Box 7321	Kampala	10/23/2013	10/22/2016	Kibaale & Mubende	Gold and Base Metals	24.00	480,000	
EL	1219	ASKL Mineral Prospectors Ltd	Company	P. O. Box 35484	Kampala	10/23/2013	10/22/2016	Kyenjojo	Gold and Base Metals	174.72	3,500,000	

Type	Number	Licence Holder	Entity Type	Postal Address	Location	Granting Date	Expiry Date	Administrative District	Mineral	Area/Km2	Mineral Rent Per Year (Ugx)	Comments
EL	1220	Sipa Exploration (U) Ltd	Company	P. O. Box 2903	Kampala	10/30/2013	10/29/2016	Lamwo	Precious Metals, PGM and Base Metals	446.33	8,940,000	
EL	1221	Sipa Exploration (U) Ltd	Company	P. O. Box 2903	Kampala	10/30/2013	10/29/2016	Lamwo	Precious Metals, PGM and Base Metals	320.86	6,420,000	
EL	1222	Farland Mines Ltd	Company	P. O. Box 881	Kampala	10/30/2013	10/29/2016	Kabale	Gold, Iron Ore and Base Metals	14.10	300,000	
EL	1224	Cupar Investment (U) Ltd	Company	P. O. Box 1429	Kampala	10/30/2013	10/29/2016	Mbale, Tororo & Manafwa	Phosphates and Base Metals	187.16	3,760,000	
EL	1225	Mechanised Agro Processors (U) Ltd	Company	P. O. Box 16616	Kampala	11/8/2013	11/7/2016	Manafwa	Phosphates	6.33	140,000	
EL	1226	Mechanised Agro Processors (U) Ltd	Company	P. O. Box 16616	Kampala	11/8/2013	11/7/2016	Bududa	Phosphates	11.34	240,000	
EL	1227	Mechanised Agro Processors (U) Ltd	Company	P. O. Box 16616	Kampala	11/11/2013	11/10/2016	Lamwo	Marble	104.00	2,080,000	
EL	1228	Uganda Hui Neng Mining Ltd	Company	P.O. Box 6323	Kampala	11/29/2013	11/28/2016	Isingiro	Iron Ore, Phosphates and Vermiculite	61.00	1,220,000	
EL	1229	Sipa Exploration (U) Ltd	Company	P. O. Box 2903	Kampala	11/15/2013	11/14/2016	Pader	Precious Metals and Base Metals	498.47	9,980,000	
EL	1231	Moon Mining (U) Ltd	Company	P.O. Box 25713	Kampala	11/18/2013	11/17/2016	Amudat	Gold and Base Metals	206.06	4,140,000	
EL	1232	Clear Water Mining Ltd	Company	P.O. Box 7294	Kampala	11/18/2013	11/17/2016	Kotido	Gold and Base Metals	431.06	8,640,000	
EL	1233	Clear Water Mining Ltd	Company	P.O. Box 7294	Kampala	11/18/2013	11/17/2016	Kotido	Gold and Base Metals	256.08	5,140,000	
EL	1234	Moon Mining (U) Ltd	Company	P.O. Box 25713	Kampala	11/18/2013	11/17/2016	Kotido	Gold and Base Metals	244.00	4,880,000	
EL	1235	Moon Mining (U) Ltd	Company	P.O. Box 25713	Kampala	11/18/2013	11/17/2016	Kotido	Gold and Base Metals	306.00	6,120,000	
EL	1236	Moon Mining (U) Ltd	Company	P.O. Box 25713	Kampala	11/18/2013	11/17/2016	Abim	Gold and Base Metals	130.00	2,600,000	
EL	1237	Moon Mining (U) Ltd	Company	P.O. Box 25713	Kampala	11/18/2013	11/17/2016	Napak	Gold and Base Metals	126.00	2,520,000	
EL	1238	Moon Mining (U) Ltd	Company	P.O. Box 25713	Kampala	11/18/2013	11/17/2016	Amudat	Gold and Base Metals	30.59	620,000	
EL	1239	Clear Water Mining Ltd	Company	P.O. Box 7294	Kampala	11/18/2013	11/17/2016	Moroto	Gold and Base Metals	7.00	140,000	
EL	1240	Moon Mining (U) Ltd	Company	P.O. Box 25713	Kampala	11/18/2013	11/17/2016	Nakapiripirit	Gold and Base Metals	193.00	3,860,000	
EL	1241	William Babigumira	Person	P.O. Box 5045	Kampala	11/19/2013	11/18/2016	Abim	Gold and Base Metals	60.00	1,200,000	
EL	1242	William Babigumira	Person	P.O. Box 5045	Kampala	11/19/2013	11/18/2016	Abim	Gold and Base Metals	58.50	1,180,000	
EL	1243	Aljouda Mining Company Ltd	Company	P. O. Box 35227	Kampala	11/14/2013	11/13/2016	Kyenjojo	Gold and Base Metals	10.00	200,000	

Type	Number	Licence Holder	Entity Type	Postal Address	Location	Granting Date	Expiry Date	Administrative District	Mineral	Area/Km2	Mineral Rent Per Year (Ugx)	Comments
EL	1244	Lokodo Simon	Person	P. O. Box 7142	Kampala	11/15/2013	11/14/2016	Kaabong	Gold and Base Metals	112.00	2,240,000	
EL	1245	African Rift Minerals Ltd	Company	P. O. Box 263	Entebbe	11/18/2013	11/17/2016	Kiryandongo	Gold and Base Metals	229.37	4,600,000	
EL	1246	African Rift Minerals Ltd	Company	P. O. Box 263	Entebbe	11/18/2013	11/17/2016	Apac	Gold and Base Metals	101.00	2,040,000	
EL	1247	Wananchi Mining Ltd	Company	P. O. Box 1171	Kampala	11/19/2013	11/18/2016	Nebbi	Gold and Base Metals	39.00	780,000	
EL	1248	Tibet Hima Mining Company Ltd	Company	P.O. Box 36595	Kampala	11/22/2013	11/21/2016	Kasese	Gold and Base Metals	183.40	3,680,000	Transferred from Kilembe Mines Ltd on 03/01/2014
EL	1249	Nawata Mines Ltd.	Company	P. O. Box 30162	Kampala	12/9/2013	12/8/2016	Sheema & Buhweju	Gold and Base Metals	35.04	720,000	
EL	1250	AUC Mining (U) Ltd	Company	P. O. Box 10130	Kampala	12/19/2013	12/18/2016	Kibaale	Gold	312.00	6,240,000	
EL	1251	AUC Mining (U) Ltd	Company	P. O. Box 10130	Kampala	12/19/2013	12/18/2016	Kibaale	Gold	360.00	7,200,000	
EL	1252	Welt Machnen Engineering Ltd	Company	P. O. Box 72664	Kampala	11/29/2013	11/28/2016	Kasese	Gold, Copper and Base Metals	258.20	5,180,000	
EL	1253	Askar Investments Ltd	Company	P.O. Box 9545	Kampala	12/13/2013	12/12/2016	Lira, Pader & Gulu	Gold and Base Metals	290.00	5,800,000	
EL	1254	Askar Investments Ltd	Company	P.O. Box 9545	Kampala	12/13/2013	12/12/2016	Pader & Gulu	Gold and Base Metals	269.00	5,380,000	
EL	1255	Askar Investments Ltd	Company	P.O. Box 9545	Kampala	12/13/2013	12/12/2016	Kitgum, Pader & Gulu	Gold and Base Metals	469.00	9,380,000	
EL	1256	Askar Investments Ltd	Company	P.O. Box 9545	Kampala	12/13/2013	12/12/2016	Amuru, Lamwo & Gulu	Gold and Base Metals	162.20	3,260,000	
EL	1257	Askar Investments Ltd	Company	P.O. Box 9545	Kampala	12/13/2013	12/12/2016	Mubende & Gomba	Gold and Base Metals	199.82	4,000,000	
EL	1258	Askar Investments Ltd	Company	P.O. Box 9545	Kampala	12/12/2013	12/11/2016	Mpigi	Gold and Base Metals	47.30	960,000	
EL	1259	Beta Minerals Ltd	Company	P.O. Box 25649	Kampala	12/6/2013	12/5/2016	Ntungamo	Tantalite/Columbite	11.52	240,000	
EL	1264	Marcovici Capital Ltd	Company	P.O. Box 75594	Kampala	12/12/2013	12/11/2016	Kisoro	Tin and Wolfram	11.40	240,000	
EL	1266	Mwendo Enterprises Ltd	Company	P. O. Box 257	Entebbe	12/19/2013	12/18/2016	Mityana	Gold, Copper & Tungsten	13.95	280,000	
EL	1267	Royal African Mining Company Ltd	Company	P. O. Box 9432	Kampala	12/23/2013	12/22/2016	Kasese	Gold and Base Metals	59.50	1,200,000	
EL	1268	Zamoplast Ltd	Company	P. O. Box 268	Kampala	1/9/2014	1/8/2017	Buikwe	Quartzite and Granite	18.64	380,000	
EL	1269	Aljouda Mining Company Ltd	Company	P. O. Box 35227	Kampala	1/9/2014	1/8/2017	Mitooma, Sheema & Bushenyi	Gold and Base Metals	230.65	4,620,000	

Type	Number	Licence Holder	Entity Type	Postal Address	Location	Granting Date	Expiry Date	Administrative District	Mineral	Area/Km2	Mineral Rent Per Year (Ugx)	Comments
EL	1270	Sipa Exploration (U) Ltd	Company	P. O. Box 2903	Kampala	1/21/2014	1/20/2017	Pader	Precious Metals and Base Metals	492.00	9,840,000	
EL	1271	Sipa Exploration (U) Ltd	Company	P. O. Box 2903	Kampala	1/21/2014	1/20/2017	Pader and Agago	Precious Metals and Base Metals	500.00	10,000,000	
EL	1272	Sipa Exploration (U) Ltd	Company	P. O. Box 2903	Kampala	1/21/2014	1/20/2017	Lamwo	Precious Metals and Base Metals	427.00	8,540,000	
EL	1273	Sipa Exploration (U) Ltd	Company	P. O. Box 2903	Kampala	1/21/2014	1/20/2017	Agago	Precious Metals and Base Metals	481.00	9,620,000	
EL	1274	Rockinol (U) Ltd	Company	P.O. Box 5600	Kampala	1/21/2014	1/20/2017	Hoima	Gold and Base Metals	84.00	1,680,000	
EL	1275	Aljouda Mining Company Ltd	Company	P. O. Box 35227	Kampala	1/15/2014	1/14/2017	Luwero	Granite	10.00	200,000	
EL	1276	Aljouda Mining Company Ltd	Company	P. O. Box 35227	Kampala	1/15/2014	1/14/2017	Luwero	Granite	37.51	760,000	
EL	1277	Guangzhou Dong Song Energy Group Company Ltd	Company	P.O. Box 20030	Kampala	1/16/2014	1/15/2017	Busia	Gold and Base Metals	65.90	1,320,000	
EL	1278	Paul Bonabantu	Person	P.O. Box 10737	Kampala	1/21/2014	1/20/2017	Kamwenge	Gold and Base Metals	13.10	280,000	
EL	1279	Capital Minerals Ltd	Company	P.O. Box 2530	Kampala	1/21/2014	1/20/2017	Ntungamo	Tantalite/Columbite and Base Metals	38.54	780,000	
EL	1280	Nalongo Estates	Company	P. O. Box 34	Kampala	1/22/2014	1/21/2017	Luwero & Nakaseke	Gold and Base Metals	447.50	8,960,000	
EL	1281	Messo Farmers Ltd	Company	P.O. Box 25458	Kampala	1/22/2014	1/21/2017	Rukungiri & Ntungamo	Gold and Base Metals	85.20	1,720,000	
EL	1283	Spenco (U) Ltd	Company	P. O. Box 956	Kampala	2/5/2014	2/4/2017	Rubirizi & Kasese	Geothermal and Base Metals	395.00	7,900,000	
EL	1284	Mwendo Enterprises Ltd	Company	P. O. Box 257	Entebbe	2/3/2014	2/2/2017	Rukungiri & Kanungu	Gold and Copper	58.55	1,180,000	
EL	1285	Mwendo Enterprises Ltd	Company	P. O. Box 257	Entebbe	2/3/2014	2/2/2017	Buhweju & Rubirizi	Gold and Copper	67.46	1,360,000	
EL	1286	Kest Investments (U) Ltd	Company	P.O. Box 10078	Kampala	2/5/2014	2/4/2017	Tororo	Phosphates	13.89	280,000	
EL	1287	Guostar Enterprises (U) Ltd	Company	P.O. Box 24532	Kampala	2/13/2014	2/12/2017	Koboko & Yumbe	Gold, Graphite and Limestone	497.84	9,960,000	
EL	1288	Jovena Mines (U) Ltd	Company	P.O. Box 73434	Kampala	2/13/2014	2/12/2017	Kabale and Kanungu	Gold and Base Metals	12.10	260,000	
EL	1289	Gilter's Mines (U) Ltd	Company	P.O. Box 73433	Kampala	2/13/2014	2/12/2017	Kibaale	Gold and Base Metals	117.00	2,340,000	
EL	1292	Aquva International Ltd	Company	P.O. Box 22514	Kampala	3/3/2014	3/2/2017	Kabale	Iron Ore, Gold & Base Metals	27.06	560,000	
EL	1293	Aquva International Ltd	Company	P.O. Box 22514	Kampala	3/3/2014	3/2/2017	Kabale	Iron Ore, Gold & Base Metals	14.11	300,000	
EL	1294	Aquva International Ltd	Company	P.O. Box 22514	Kampala	3/3/2014	3/2/2017	Kabale	Iron Ore, Gold & Base Metals	1.54	40,000	

Type	Number	Licence Holder	Entity Type	Postal Address	Location	Granting Date	Expiry Date	Administrative District	Mineral	Area/Km2	Mineral Rent Per Year (Ugx)	Comments
EL	1295	Aquva International Ltd	Company	P.O. Box 22514	Kampala	3/3/2014	3/2/2017	Kabale	Iron Ore, Gold & Base Metals	24.70	500,000	
EL	1296	Mwendo Enterprises Ltd	Company	P. O. Box 257	Entebbe	3/14/2014	3/13/2017	Kibaalae & Kyankwanzi	Gold, Copper and Base Metals	350.40	7,020,000	
EL	1298	Mechanised Agro Processors (U) Ltd	Company	P. O. Box 16616	Kampala	3/24/2014	3/23/2017	Kiboga & Mityana	Gold and Base Metals	87.62	1,760,000	
EL	1299	Aquva International Ltd	Company	P.O. Box 22514	Kampala	3/17/2014	3/16/2017	Kabale	Gold, Iron Ore and Base Metals	3.74	80,000	
EL	1300	Oli Gold Muruli Ltd	Company	P.O. Box 8898	Kampala	3/17/2014	3/16/2017	Buhweju & Ibanda	Gold and Base Metals	64.13	1,300,000	
EL	1301	Moon Mining (U) Ltd	Company	P.O. Box 25713	Kampala	3/24/2014	3/23/2017	Kaabong	Gold and Base Metals	290.14	5,820,000	
EL	1302	Clear Water Mining Ltd	Company	P.O. Box 7294	Kampala	3/24/2014	3/23/2017	Kotido	Gold and Base Metals	231.70	4,640,000	
EL	1303	Occhio Investments Ltd	Company	P.O. Box 35446	Kampala	3/28/2014	3/27/2017	Napak	Gold and Base Metals	314.30	6,300,000	
EL	1304	Equator Metals Ltd	Company	P.O. Box 25728	Kampala	4/8/2014	4/7/2017	Ntungamo	Tin and Tantalite	3.05	80,000	
EL	1305	Occhio Investments Ltd	Company	P.O. Box 35446	Kampala	4/11/2014	4/10/2017	Nakapiripirit	Gold and Base Metals	491.15	9,840,000	
EL	1306	Rift Valley Investments Ltd	Company	P. O. Box 28904	Kampala	4/15/2014	4/14/2017	Nakapiripirit	Gold and Base Metals	99.00	1,980,000	
EL	1307	Gordon Wavamunu	Person	P. O. Box 1350	Kampala	4/16/2014	4/15/2017	Kotido	Gold and Base Metals	371.51	7,440,000	
EL	1308	Roofings Ltd	Company	P. O. Box 7169	Kampala	5/6/2014	5/5/2017	Ntungamo	Iron Ore	22.50	460,000	
EL	1309	Indiana Mining Ltd	Company	P. O. Box 29900	Kampala	5/6/2014	5/5/2017	Bushenyi	Gold and Base Metals	88.88	1,780,000	
EL	1310	Great Lakes Mining Ltd	Company	P. O. Box 29900	Kampala	5/6/2014	5/5/2017	Kyenjojo	Iron Ore, Gold and Base Metals	364.00	7,280,000	
EL	1311	Great Lakes Mining Ltd	Company	P. O. Box 29900	Kampala	5/6/2014	5/5/2017	Kamuli	Diamond, Gold and Base Metals	204.80	4,100,000	
EL	1312	Great Lakes Mining Ltd	Company	P. O. Box 29900	Kampala	5/6/2014	5/5/2017	Kamuli	Diamond, Gold and Base Metals	202.50	4,060,000	
EL	1313	Great Lakes Mining Ltd	Company	P. O. Box 29900	Kampala	5/6/2014	5/5/2017	Kaliro	Diamond, Gold and Base Metals	130.52	2,620,000	
EL	1314	Great Lakes Mining Ltd	Company	P. O. Box 29900	Kampala	5/6/2014	5/5/2017	Kamuli	Diamond, Gold and Base Metals	200.00	4,000,000	
EL	1315	Great Lakes Mining Ltd	Company	P. O. Box 29900	Kampala	5/6/2014	5/5/2017	Manafwa	REE and Base Metals	86.65	1,740,000	
EL	1316	Great Lakes Mining Ltd	Company	P. O. Box 29900	Kampala	5/6/2014	5/5/2017	Iganga	Nickel, PGE and Base Metals	36.00	720,000	
EL	1317	Kimberlites Mining Ltd	Company	P.O. Box 74701	Kampala	5/6/2014	5/5/2017	Napak	Limestone and Base Metals	238.00	4,760,000	

Type	Number	Licence Holder	Entity Type	Postal Address	Location	Granting Date	Expiry Date	Administrative District	Mineral	Area/Km2	Mineral Rent Per Year (Ugx)	Comments
EL	1318	Global Mining Ltd	Company	P.O. Box 7898	Kampala	5/6/2014	5/5/2017	Bugiri	Gold and Base Metals	152.34	3,060,000	
EL	1321	Sipa Exploration (U) Ltd	Company	P. O. Box 2903	Kampala	5/9/2014	5/8/2017	Otuke, Pader & Agago	Precious Metals and Base Metals	499.93	10,000,000	
EL	1322	Sipa Exploration (U) Ltd	Company	P. O. Box 2903	Kampala	5/9/2014	5/8/2017	Pader & Agago	Precious Metals and Base Metals	499.63	10,000,000	
EL	1323	Mineral Research & Mines Ltd	Company	P. O. Box 10702	Kampala	5/6/2014	5/5/2017	Ntungamo	Gold, Coltan & Basemetals	10.67	220,000	
EL	1324	Mineral Research & Mines Ltd	Company	P. O. Box 10702	Kampala	5/6/2014	5/5/2017	Ntungamo	Tantalite, Columbite and Base Metals	76.60	1,540,000	
EL	1325	Peter Mukiza	Person	P. O. Box 12677	Kampala	5/6/2014	5/5/2017	Isingiro	Tin	15.00	300,000	
EL	1327	Paul Bonabantu	Person	P.O. Box 10737	Kampala	5/9/2014	5/8/2017	Bushenyi	Gold and Base Metals	0.21	20,000	
EL	1328	Paul Bonabantu	Person	P.O. Box 10737	Kampala	5/9/2014	5/8/2017	Kabale	Gold and Base Metals	30.96	620,000	
EL	1329	Aljouda Mining Company Ltd	Company	P. O. Box 35227	Kampala	5/15/2014	5/14/2017	Lira	Granite	20.88	420,000	
EL	1330	Pearl Mining (U) Ltd	Company	P.O.Box 2903	Kampala	5/21/2014	5/20/2017	Kiryandongo	Gold, PGM and Base Metals	13.08	280,000	
EL	1331	Gilter's Mines (U) Ltd	Company	P.O. Box 73433	Kampala	5/21/2014	5/20/2017	Rubirizi	Gold and Base Metals	19.45	400,000	
EL	1332	Jovena Mines (U) Ltd	Company	P.O. Box 73434	Kampala	5/21/2014	5/20/2017	Kotido	Gold and Base Metals	55.80	1,120,000	
EL	1333	First Mining Company Ltd	Company	P.O.Box 11828	Kampala	5/23/2014	5/22/2017	Isingiro	Tin and Base Metals	0.08	20,000	Transferred to Tin Trade Company Ltd
EL	1334	Mwendo Enterprises Ltd	Company	P. O. Box 257	Entebbe	6/10/2014	6/9/2017	Kiboga & Mubende	Gold, REE, Copper & Tin	132.75	2,660,000	
EL	1335	Marua Group Ltd	Company	P.O. Box 4015	Kampala	5/23/2014	5/22/2017	Ntoroko	Gypsum	22.42	460,000	
EL	1336	Only You International Ltd	Company	P.O. Box 10630	Kampala	5/22/2014	5/21/2017	Masindi	Glass sand (silica)	309.85	6,200,000	
EL	1337	Benon Rukundo	Person	P. O. Box 30382	Kampala	6/10/2014	6/9/2017	Ibanda & Buhweju	Gold and Base Metals	74.04	1,500,000	
EL	1338	Basil R. Bataringaya	Person	P. O. Box 10155	Kampala	5/29/2014	5/28/2017	Nakaseke & Kiboga	Gold and Base Metals	86.05	1,740,000	
EL	1339	Chezho Valley and Mining Ltd	Company	P. O. Box 374686	Kampala	5/29/2014	5/28/2017	Napak	Gold and Base Metals	112.00	2,240,000	
EL	1340	Chensha Uganda Ltd	Company	P. O. Box 37078	Kampala	5/30/2014	5/29/2017	Masaka	Glass sand (silica)	14.17	300,000	
EL	1341	Angaro Investment Company Ltd	Company	P. O. Box 48	Moroto	6/20/2014	6/19/2017	Nakapiripirit	Gold and Base Metals	97.00	1,940,000	
EL	1343	Asiid Enterprises Ltd	Company	P. O. Box 27705	Kampala	6/19/2014	6/18/2017	Kabarole	Kaolin	13.50	280,000	

Type	Number	Licence Holder	Entity Type	Postal Address	Location	Granting Date	Expiry Date	Administrative District	Mineral	Area/Km2	Mineral Rent Per Year (Ugx)	Comments
EL	1344	Roofings Ltd	Company	P. O. Box 7169	Kampala	6/20/2014	6/19/2017	Ntungamo & Rukungiri	Iron Ore	56.80	1,140,000	
EL	1345	Indiana Mining Ltd	Company	P. O. Box 29900	Kampala	6/19/2014	6/18/2017	Busia	Gold and Base Metals	8.10	180,000	
EL	1346	Cupar Investment (U) Ltd	Company	P. O. Box 1429	Kampala	6/19/2014	6/18/2017	Manafwa	Iron Ore	9.12	200,000	
EL	1347	Cupar Investment (U) Ltd	Company	P. O. Box 1429	Kampala	6/19/2014	6/18/2017	Manafwa	Iron Ore	6.16	140,000	
EL	1348	Peter Mukiza	Person	P. O. Box 12677	Kampala	6/19/2014	6/18/2017	Ntungamo	Tin, Columbite & Base Metals	31.00	620,000	
EL	1349	Aquva International Ltd	Company	P.O. Box 22514	Kampala	6/20/2014	6/19/2017	Kyenjojo	Manganese & Base Metals	75.00	1,500,000	
EL	1350	Aquva International Ltd	Company	P.O. Box 22514	Kampala	6/20/2014	6/19/2017	Kasese	Limestone	14.00	280,000	
EL	1351	Tin Trade Company Ltd	Company	P. O. Box 28308	Kampala	6/24/2014	6/23/2017	Isingiro	Tin and Base Metals	30.00	600,000	
EL	1352	Atuhaire Victor & Sons Ltd	Company	P. O. Box 3346	Kampala	6/24/2014	6/23/2017	Kanungu	Gold and Base Metals	16.80	340,000	
EL	1354	Rift Valley Mines Ltd	Company	P. O. Box 36036	Kampala	7/1/2014	6/30/2017	Lyantonde	Wolfram, Tin & Gold	7.71	160,000	
EL	1356	First Mining Company Ltd	Company	P.O.Box 11828	Kampala	7/3/2014	7/2/2017	Isingiro	Tin & Base metals	0.15	20,000	Transferred to Tin Trade Company Ltd
EL	1357	Steel & Tube Industries (U) Ltd	Company	P.O. Box 33784	Kampala	7/3/2014	7/2/2017	Kabale	Iron Ore & Base Metals	51.96	1,040,000	
EL	1358	Marcovici Capital Ltd	Company	P.O. Box 75594	Kampala	7/4/2014	7/3/2017	Rubirizi	Pozzolana	43.60	880,000	
EL	1359	Muwanguzi Johnson Kato	Person	P.O. Box 10219	Kampala	7/22/2014	7/21/2017	Mityana	Gold and Base Metals	21.10	440,000	
EL	1360	Fred Kasalire	Person	P.O.Box 28240	Kampala	7/24/2014	7/23/2017	Kasese	Limestone	6.76	140,000	
EL	1361	ARRM Investments Ltd	Company	P. O. Box 28611	Kampala	7/24/2014	7/23/2017	Kisoro	Tin	5.89	120,000	
EL	1362	ASKL Mineral Prospectors Ltd	Company	P. O. Box 35484	Kampala	10/3/2014	10/2/2017	Kyenjojo	Gold and Base Metals	136.44	2,740,000	
EL	1363	Galactic Minerals Ltd	Company	P.O. Box 2965	Kampala	8/21/2014	8/20/2017	Lwengo & Rakai	Kaolin, Tantalite & Base Metals	56.00	1,120,000	
EL	1365	Chensha Uganda Ltd	Company	P.O. Box 37078	Kampala	9/5/2014	9/4/2017	Masaka	Glass sand (silica)	21.29	440,000	
EL	1366	African Quest Resources Ltd	Company	P.O. Box 107	Kampala	9/8/2014	9/7/2017	Lamwo	Gold, Cobalt & Copper	276.12	5,540,000	
EL	1367	Supreme Resources (U) Ltd	Company	P.O. Box 10497	Kampala	9/5/2014	9/4/2017	Nakasongola & Nakaseke	Black sand	192.00	3,840,000	
EL	1368	African Quest Resources Ltd	Company	P.O. Box 107	Kampala	9/15/2014	9/14/2017	Lamwo & Kitgum	Graphite, Gold, Cobalt, Copper, Nickel & Base Metals	500.00	10,000,000	

Type	Number	Licence Holder	Entity Type	Postal Address	Location	Granting Date	Expiry Date	Administrative District	Mineral	Area/ Km2	Mineral Rent Per Year (Ugx)	Comments
EL	1369	Tin Trade Company Ltd	Company	P. O. Box 28308	Kampala	9/15/2014	9/14/2017	Isingiro	Tin, Columbite, Gold & Base Metals	20.03	420,000	
EL	1370	Tin Trade Company Ltd	Company	P. O. Box 28308	Kampala	9/16/2014	9/15/2017	Isingiro	Tin, Columbite, Gold & Base Metals	1.70	40,000	
EL	1372	Hima Cement Ltd.	Company	P.O. Box 37	Kasese	9/16/2014	9/15/2017	Kabarole	Pozzolana	0.80	20,000	
EL	1373	Niki Rush Mining Group Ltd	Company	P. O. Box 34897	Kampala	10/3/2014	10/2/2017	Kibaale	Gold and Base Metals	60.75	1,220,000	
EL	1377	AAE Systems Inc	Company	P. O. Box 33257	Kampala	9/19/2014	9/18/2017	Kasese	Geothermal	152.00	3,040,000	
EL	1378	Chui Resources Ltd	Company	P. O. Box 2903	Kampala	10/3/2014	10/2/2017	Nakapiripirit	Gold and Base Metals	189.20	3,800,000	
EL	1379	Berkeley Reef Ltd	Company	P.O. Box 3028	Kampala	10/3/2014	10/2/2017	Mubende	Gold and Base Metals	67.60	1,360,000	
EL	1380	African Panther Resources (U) Ltd	Company	P. O. Box 7686	Kampala	9/25/2014	9/24/2017	Isingiro	Precious Metals, Niobium, Tantalite, Beryllium and other Base Metals	23.75	480,000	
EL	1382	Only You International Ltd	Company	P.O. Box 10630	Kampala	10/3/2014	10/2/2017	Masaka	Glass sand (silica)	25.48	520,000	
EL	1383	Jajoe Financial Services International Ltd	Company	P. O. Box 7463	Kampala	10/3/2014	10/2/2017	Nakapiripirit	Marble, Gold and Base Metals	21.00	420,000	
EL	1384	Industrial Minerals Ltd	Company	P. O. Box 23	Kasese	10/3/2014	10/2/2017	Rubirizi	Pozzolana	1.40	40,000	
EL	1385	Benon Rukundo	Person	P. O. Box 30382	Kampala	10/15/2014	10/14/2017	Buhweju and Rubirizi	Gold and Base Metals	61.40	1,240,000	
EL	1386	Malibu Holdings Ltd	Company	P. O. Box 30814	Kampala	10/16/2014	10/15/2017	Ntungamo	Gold and Base Metals	25.00	500,000	
EL	1387	Bamburi Minerals Company Ltd	Company	P. O. Box 5136	Kampala	10/27/2014	10/26/2017	Kibaale	Gold, Silver, Tin, Niobium, Tantalite, Wolfram, Beryl and Uranium	391.50	7,840,000	
EL	1388	Prosper Wood Works Ltd	Company	P.O. Box 163	Rukungiri	10/21/2014	10/20/2017	Rukungiri	Limestone, Bentonite, Diatomite, Coltant, Beryl and Base Metals	89.50	1,800,000	
EL	1389	Sipa Exploration (U) Ltd	Company	P. O. Box 2903	Kampala	11/10/2014	11/9/2017	Pader and Kitgum	Precious Metals and Base Metals	142.65	2,860,000	
EL	1391	Gemstones International Ltd	Company	P. O. Box 10130	Kampala	11/18/2014	11/17/2017	Mubende	Gold and Base Metals	113.96	2,280,000	
EL	1392	Malibu Holdings Ltd	Company	P. O. Box 30814	Kampala	10/28/2014	10/27/2017	Mubende	Gold and Base Metals	45.00	900,000	
EL	1394	Medit World (U) Centre Ltd	Company	P. O. Box 33321	Kampala	11/10/2014	11/9/2017	Mubende	Gold, Wolfram, REE (TH & U) & Base Metals	146.81	2,940,000	

Type	Number	Licence Holder	Entity Type	Postal Address	Location	Granting Date	Expiry Date	Administrative District	Mineral	Area/Km2	Mineral Rent Per Year (Ugx)	Comments
EL	1395	Kapex Ltd	Company	P. O. Box 12211	Kampala	11/14/2014	11/13/2017	Ntoroko, Kabarole and Kyenjojo	Geothermal	379.50	7,600,000	
EL	1396	Kapex Ltd	Company	P. O. Box 12211	Kampala	11/14/2014	11/13/2017	Kiruhura	Gypsum	55.00	1,100,000	
EL	1397	Oli Gold Muruli Ltd	Company	P.O. Box 8898	Kampala	11/18/2014	11/17/2017	Kabale	Iron ore, Gold, Diamond and Base Metals	26.22	540,000	
EL	1398	Sino Minerals Investments Company Ltd	Company	P.O. Box 7321	Kampala	11/27/2014	11/26/2017	Bushenyi	Gold and Base Metals	95.04	1,920,000	
EL	1399	Golan Mining Company Ltd	Company	P. O. Box 2908	Kampala	12/1/2014	11/30/2017	Abim and Napak	Gold and Base Metals	189.00	3,780,000	
EL	1400	Gordon Wavamunu	Person	P. O. Box 1350	Kampala	11/27/2014	11/26/2017	Kaabong	Gold and Base Metals	170.23	3,420,000	
EL	1401	Geofrica Ltd	Company	P. O. Box 23788	Kampala	12/1/2014	11/30/2017	Ntungamo	Precious and Base Metals	57.50	1,160,000	
EL	1404	Richard Henry Kaijuka	Person	P.O. Box 3028	Kampala	12/9/2014	12/8/2017	Kabale	Wolframite, Tin and Coltan	0.93	20,000	
EL	1405	Richard Henry Kaijuka	Person	P.O. Box 3028	Kampala	12/10/2014	12/9/2017	Luwero & Mukono	Gold and Base Metals	171.00	3,420,000	
EL	1406	Richard Henry Kaijuka	Person	P.O. Box 3028	Kampala	12/9/2014	12/8/2017	Mubende	Gold and Base Metals	93.00	1,860,000	
EL	1407	Richard Henry Kaijuka	Person	P.O. Box 3028	Kampala	12/9/2014	12/8/2017	Namayingo and Bugiri	Gold and Base Metals	100.00	2,000,000	
EL	1408	Richard Henry Kaijuka	Person	P.O. Box 3028	Kampala	12/9/2014	12/8/2017	Arua	Gold and Base Metals	114.34	2,300,000	
EL	1409	Richard Henry Kaijuka	Person	P.O. Box 3028	Kampala	12/9/2014	12/8/2017	Arua and Zombo	Gold and Base Metals	89.76	1,800,000	
EL	1411	Aljouda Mining Company Ltd	Company	P. O. Box 35227	Kampala	12/18/2014	12/17/2017	Ntungamo	Columbite-Tantalite, REE, Gold and Tin	23.07	480,000	
EL	1412	Development Services Kigezi (DESK)		P. O. Box 26782	Kampala	1/9/2015	1/8/2018	Ntungamo	Tin	58.70	1,180,000	
EL	1415	Niki Rush Mining Group Ltd	Company	P.O. Box 34897	Kampala	1/12/2015	1/11/2018	Kabale	Columbite-Tantalite, Gold, B-Metals & REE	44.00	880,000	
EL	1416	Sino Minerals Investments Company Ltd	Company	P.O. Box 7321	Kampala	1/12/2015	1/11/2018	Napak	Limestone	314.00	6,280,000	
EL	1418	Christella Company Ltd	Company	P.H. Box 30330	Kampala	1/12/2015	1/11/2018	Hoima	Nickel, Copper & Gold	118.40	2,380,000	
EL	1419	Great Lakes Mining Ltd	Company	P.R. Box 30330	Kampala	1/12/2015	1/11/2018	Kabarole & Kasese	Gold & B-Metals	154.00	3,080,000	
EL	1420	Sino Minerals Investments Company Ltd	Company	P.O. Box 7321	Kampala	1/12/2015	1/11/2018	Kaabong	Gold & B- Metals	202.00	4,040,000	

Type	Number	Licence Holder	Entity Type	Postal Address	Location	Granting Date	Expiry Date	Administrative District	Mineral	Area/Km2	Mineral Rent Per Year (Ugx)	Comments
EL	1421	Sino Minerals Investments Company Ltd	Company	P.O. Box 7321	Kampala	1/12/2015	1/11/2018	Kaabong	Gold & B-Metals	80.50	1,620,000	
EL	1422	Sino Minerals Investments Company Ltd	Company	P.O. Box 7321	Kampala	1/12/2015	1/11/2018	Kaabong	Gold & B- Metals	65.21	1,320,000	
EL	1423	Sino Minerals Investments Company Ltd	Company	P.O. Box 7321	Kampala	10/12/2015	10/11/2018	Kaabong	Gold & B-Metals	136.00	2,720,000	
EL	1424	Sino Minerals Investments Company Ltd	Company	P.O. Box 7321	Kampala	1/12/2015	1/11/2018	Kaabong	Gold & B- Metals	100.00	2,000,000	
EL	1425	Katumba Jimmy		P.O. Box 30330	Kampala	1/12/2015	1/11/2018	Ntungamo	Base Metals	23.30	480,000	
EL	1417	Sino Minerals Investments Company Ltd	Company	P.O. Box 7321	Kampala	1/12/2015	1/11/2018	Kaabong	Gold & B-Metals	34.56	700,000	
EL	0899	Russian African Foundation for Science, Culture and Economic Development (RAFSCED) Ltd	Company	P.O. Box 6256	Kampala	11/29/2011	11/28/2014	Ntungamo	Tin, Beryl & Coltan	45.00	900,000	
EL	0900	Capital Ventures International Ltd	Company	P. O. Box 31346	Kampala	12/9/2011	12/8/2014	Napak	Gold, PGMs & Base Metals	483.00	9,660,000	
EL	0901	Capital Ventures International Ltd	Company	P. O. Box 31346	Kampala	12/9/2011	12/8/2014	Kitgum, Pader & Agago	Gold, PGMs, Limestone & Base Metals	426.00	8,520,000	
EL	0902	Capital Ventures International Ltd	Company	P. O. Box 31346	Kampala	12/9/2011	12/8/2014	Kitgum, Lamwo & Pader	Gold, PGMs, Limestone, Marbe, Micah & Base Metals	476.00	9,520,000	
EL	0903	Capital Ventures International Ltd	Company	P. O. Box 31346	Kampala	12/9/2011	12/8/2014	Lamwo	Gold, PGMs, Limestone, Marbe, Micah & Base Metals	329.00	6,580,000	
EL	0904	Capital Ventures International Ltd	Company	P. O. Box 31346	Kampala	12/9/2011	12/8/2014	Kitgum & Pader	Gold, PGMs, Limestone, Marbe, Micah & Base Metals	476.00	9,520,000	
EL	0905	Capital Ventures International Ltd	Company	P. O. Box 31346	Kampala	12/9/2011	12/8/2014	Kitgum & Lamwo	Gold, PGMs, Limestone, Marbe, Micah & Base Metals	284.00	5,680,000	
EL	0906	Capital Ventures International Ltd	Company	P. O. Box 31346	Kampala	12/9/2011	12/8/2014	Agago	Gold, PGMs, Limestone, Marbe, Micah & Base Metals	498.00	9,960,000	
EL	0907	Capital Ventures International Ltd	Company	P. O. Box 31346	Kampala	12/9/2011	12/8/2014	Kitgum & Pader	Gold, PGMs & Base Metals	462.00	9,240,000	
EL	0908	Capital Ventures International Ltd	Company	P. O. Box 31346	Kampala	12/9/2011	12/8/2014	Agago	Gold, PGMs & Base Metals	451.20	9,040,000	

Type	Number	Licence Holder	Entity Type	Postal Address	Location	Granting Date	Expiry Date	Administrative District	Mineral	Area/ Km2	Mineral Rent Per Year (Ugx)	Comments
EL	0909	Capital Ventures International Ltd	Company	P. O. Box 31346	Kampala	12/9/2011	12/8/2014	Abim, Amuria & Napak	Gold, PGMs & Base Metals	486.00	9,720,000	
EL	0910	Rockmarks Ltd	Company	P. O. Box 34502	Kampala	12/9/2011	12/8/2014	Amudat	Gold & Base Metals	56.00	1,120,000	
EL	1414	Hima Cement Ltd.	Company	P.I. Box 30330		1/13/2015	1/12/2018	Kasese	Limestone	11.00	220,000	
	1429	Oli Gold Muruli Ltd	Company	P.L. Box 30330				Kaabong	Gold, Base Metals, Uranium, REE, & PGEs	135.20		
EL	1428	Kamuntu Investments Ltd	Company	P.A. Box 30330		1/21/2015	1/20/2028	Kabale	Gold & Iron Ore	21.36		
EL	1427	Kest Investments (U) Ltd	Company	P.E. Box 30330		1/22/2015	1/21/2018	Manafwa	Phosphates	2.40		
EL	1430	Mutono Investments Ltd	Company	P.U. Box 30330		1/22/2015	1/21/2018	Kaabong	Gold, Base Metals & Industrial Minerals	220.00		
EL	1432	Uganded Holdings Ltd	Company	P.G. Box 30330		2/4/2015	2/3/2018	Abim	Gold & Base Metals	81.60		
EL	1437	Mechanised Agro Processors (U) Ltd	Company	P.E. Box 30330		2/13/2015	2/12/2018	Nakaseke	Granite, Precious Metals, B-Metals, Uranium & REEs	63.00		
EL	1438	Hima Cement Ltd.	Company	P.I. Box 30330		2/19/2015	2/18/2018	Kasese	Limestone & Pozollana	20.10		
EL	1436	Mechanised Agro Processors (U) Ltd	Company	P.E. Box 30330		2/20/2015	2/19/2018	Nakasongola	Granite, Precious Metals, B-Metals, Uranium & REEs	491.70		
EL	1435	Mechanised Agro Processors (U) Ltd	Company	P.E. Box 30330		2/20/2015	2/19/2018	Kiboga	Granite, Precious Metals, B-Metals, Uranium & REEs	115.25		
EL	1434	Mechanised Agro Processors (U) Ltd	Company	P.E. Box 30330		2/20/2015	2/19/2018	Masindi & Kiryandongo	Granite, Precious Metals, B-Metals, Uranium & REEs	494.00		
EL	1439	Supreme Resources (U) Ltd	Company	P.U. Box 30330		2/23/2015	2/22/2018	Kanungu	Tin	5.11		
EL	1440	Supreme Resources (U) Ltd	Company	P.U. Box 30330		2/23/2015	2/22/2018	Kotido	Gold	58.00		
EL	1443	Aljouda Mining Company Ltd	Company	P. O. Box 35227		3/3/2015	3/2/2018	Moroto	Limestone, Marble, Gold & B-Metals	36.90		
EL	1448	Stout Minerals (U) Ltd	Company	P.T. Box 30330		3/6/2015	3/5/2018	Moroto	Chromite, Gold & PGM	45.00		
EL	1449	Aljouda Mining Company Ltd	Company	P. O. Box 35227		3/6/2015	3/5/2018	Moroto	Chromite, Gold, PGM & Limestone	39.00		
EL	1450	Aljouda Mining Company Ltd	Company	P. O. Box 35227		3/6/2015	3/5/2018	Moroto	Chromite, Gold, PGM & Limestone	79.00	Transfer	
EL	1441	Uganded Holdings Ltd	Company	P.G. Box 30330		3/9/2015	3/8/2018	Busia	Gold & B-Metals	4.21		

Type	Number	Licence Holder	Entity Type	Postal Address	Location	Granting Date	Expiry Date	Administrative District	Mineral	Area/Km2	Mineral Rent Per Year (Ugx)	Comments
EL	1444	Steel Rolling Mills Ltd	Company	P.T. Box 30330		3/10/2015	3/9/2018	Kabale	Iron Ore	42.00		
EL	1442	Richard Henry Kaijuka	Person	P.I. Box 30330		3/10/2015	3/9/2018	Sheema & Buhweju	Gold & B-Metals	210.00		
EL	1451	Gypsum Mines Ltd	Company	P.Y. Box 30330		3/11/2015	3/10/2018	Ntoroko	Gypsum	38.50		
EL	1455	Kapex Ltd	Company	P.A. Box 30330		3/11/2015	3/10/2018	Ntoroko	Geothermal	181.90		
EL	1453	Kapex Ltd	Company	P.A. Box 30330		3/12/2015	3/11/2018	Mubende	Gold & B-Metals	54.00		
EL	1454	Kapex Ltd	Company	P.A. Box 30330		3/12/2015	3/11/2018	Mubende	Gold & B-Metals	100.00		
EL	1456	Kapex Ltd	Company	P.A. Box 30330		3/12/2015	3/11/2018	Bundibugyo	Geothermal	113.60		
EL	1457	Ascort Mining (U) Ltd	Company	P.S. Box 30330		3/16/2015	3/15/2018	Kisoro	Tantalum,Columbite,Tin, Iron Ore,Nickel,Gold & Silver	17.15		
EL	1458	Sikander Meghani	Person	P.I. Box 30330		3/18/2015	3/17/2018	Moroto	Gold & B-Metals	77.00		
EL	1459	Russian African Foundation for Science, Culture and Economic Development (RAFSCED) Ltd	Company	P.U. Box 30330		3/24/2015	3/23/2018	Mubende	Gold & B-Metals	33.00		
EL	1460	Russian African Foundation for Science, Culture and Economic Development (RAFSCED) Ltd	Company	P.U. Box 30330		3/24/2015	3/23/2018	Bushenyi	Gold & B-Metals	16.20		
EL	1461	Russian African Foundation for Science, Culture and Economic Development (RAFSCED) Ltd	Company	P.U. Box 30330		3/24/2015	3/23/2018	Isingiro	Coltan,Tin & B-Metals	9.00		
EL	1462	Raremet (U) Ltd	Company	P.A. Box 30330		3/24/2015	3/23/2018	Ntungamo	Gold,Tantalite,Tin,Beryl & other B-Metals	27.00		
EL	1463	Mechanised Agro Processors (U) Ltd	Company	P.E. Box 30330		3/30/2015	3/29/2018	Moroto	Dimension stones,Precious Metals,B-Metals,REEs & PGE	5.00		
EL	1465	Richard Henry Kaijuka	Person	P.I. Box 30330		4/14/2015	4/19/2015	Arua & Zombo	Precious Metals,B-Metals,REEs & PGM	46.50		

Type	Number	Licence Holder	Entity Type	Postal Address	Location	Granting Date	Expiry Date	Administrative District	Mineral	Area/ Km2	Mineral Rent Per Year (Ugx)	Comments
EL	1464	Bamburi Minerals Company Ltd	Company	P.A. Box 30330		4/14/2015	4/14/2018	Kibaale	Granite, Precious Metals, B-Metals, Uranium & REEs	225.25		
EL	1469	M/s Kisekka Banya Catherine		P./ Box 30330		4/23/2015	4/22/2018	Kisoro				Transfer
EL	0955	Mineral Exploration and Mining (PTY) Ltd	Company	P.I. Box 30330		4/23/2015	4/22/2018	Mityana				
EL	0961	Mineral Exploration and Mining (PTY) Ltd	Company	P.I. Box 30330		4/23/2015	4/22/2018	Kanungu & Rukungiri				
EL	1470	Yogi Steel (U) Ltd	Company	P.O. Box 30330		4/23/2015	4/22/2018	Kisoro	Iron Ore	29.40		
EL	1445	Pramukh Steel Ltd	Company	P.R. Box 30330		4/28/2015	4/27/2018	Masindi	Gold & B-Metals	483.00		
EL	1446	Pramukh Steel Ltd	Company	P.R. Box 30330		4/28/2015	4/27/2018	Kiruhura	Gold & B-Metals	78.50		
EL	1474	M/s Tinshu Mining Ltd	Company	P./ Box 30330		4/28/2015	4/27/2018	Moroto	Gold & B-Metals	24.25		
EL	1471	Rakai Resources Ltd	Company	P.A. Box 30330		5/6/2015	5/5/2018	Abim, Kotido & Agago	Gold, Graphite & B-Metals	492.82		
EL	1472	Rakai Resources Ltd	Company	P.A. Box 30330		5/6/2015	5/5/2018	Agago	Gold, Graphite & B-Metals	21.57		
EL	1473	Rakai Resources Ltd	Company	P.A. Box 30330		5/6/2015	5/5/2018	Kotido & Abim	Gold, Graphite & B-Metals	499.10		
EL	0587	Mate Mines Ltd	Company	P.A. Box 30330		5/11/2015	5/10/2018	Mityana				
EL	1479	M/s Hawa Iddi Lobok		P./ Box 30330		5/15/2015	5/14/2018	Moroto	Limestone & Marble	1.00		
EL	1476	Supreme Resources (U) Ltd	Company	P.U. Box 30330		5/15/2015	5/14/2018	Sheema & Buhweju	Gold & B-Metals	35.00		
EL	1478	Uganda Sino-watson Minerals Company Ltd	Company	P.G. Box 30330		5/15/2015	5/14/2018	Ntungamo	Precious Metals, Gold, Tin & B-Metals	1.01		
EL	1477	Uganda Sino-watson Minerals Company Ltd	Company	P.G. Box 30330		5/15/2015	5/14/2018	Ntungamo	Gold, Tin, B-Metals & Precious Metals	0.50		
EL	1480	Hillmarks Ltd	Company	P.I. Box 30330		5/26/2015	5/25/2018	Kabarole	Pozollana	5.80		
EL	1483	Optima Mines & Minerals Ltd	Company	P.P. Box 30330		6/8/2015	6/7/2018	Manafwa	Pozollana	9.33		
EL	1482	Optima Mines & Minerals Ltd	Company	P.P. Box 30330		6/8/2015	6/7/2018	Tororo	Pozollana	30.00		
EL	1484	Nawal Mining Ltd	Company	P.A. Box 30330		6/16/2015	6/15/2018	Kabarole	Precious Metals, B-Metals & REEs	100.00		

Type	Number	Licence Holder	Entity Type	Postal Address	Location	Granting Date	Expiry Date	Administrative District	Mineral	Area/Km2	Mineral Rent Per Year (Ugx)	Comments
EL	1486	Hima Cement Ltd.	Company	P.I. Box 30330		7/1/2015	6/30/2018	Kumi & Ngora	Pozollana	452.81		
EL	1485	Hima Cement Ltd.	Company	P.I. Box 30330		7/1/2015	6/30/2018	Kumi & Bukedea	Pozollana	452.81		
EL	1487	M/s Sipa Exploration (U) Ltd	Company	P./I. Box 30330		7/3/2015	7/2/2018	Lamwo	Precious & B-Metals	329.60		
EL	1489	Ancient Global Resources	Company	P.N. Box 30330		7/6/2015	7/5/2018	Isingiro	Base Metals	39.00		
EL	0619	Simba Mineral Resources	Company	P.I. Box 30330		7/9/2015	7/8/2018	Ibanda & Kamwenge				
EL	1488	Charlotte Kanabahita		P.H. Box 30330		7/9/2015	7/8/2018	Kisoro	Limestone & B-Metals	3.80		
EL	1494	Optima Mines & Minerals Ltd	Company	P.P. Box 30330		7/10/2015	7/9/2018	Kapchorwa	Pozollana	27.90		
EL	1495	Optima Mines & Minerals Ltd	Company	P.P. Box 30330		7/10/2015	7/9/2018	Kapchowa	Pozollana	13.15		
EL	1493	Optima Mines & Minerals Ltd	Company	P.P. Box 30330		7/10/2015	7/9/2018	Manafwa	Pozollana	47.49		
EL	1492	Optima Mines & Minerals Ltd	Company	P.P. Box 30330		7/10/2015	7/9/2018	Bukedea	Pozollana	244.28		
EL	1491	Katumba Jimmy		P.A. Box 30330		7/15/2015	7/14/2015	Mayuge & Bugiri	Gold	157.80		
EL	1501	Sikander Meghani	Person	P.I. Box 30330		7/30/2015	7/29/2018	Ibanda & Kamwenge	Gold & B-Metals	43.00		
EL	1502	Senfuma Edward		P.E. Box 30330		7/30/2015	7/29/2018	Namayingo	Precious & B-Metals	49.80		
EL	1503	Katumba Jimmy		P.A. Box 30330		7/30/2015	7/29/2018	Ntungamo	Precious & B-Metals	15.00		
EL	1504	Atuhura Moureen		P.T. Box 30330		7/30/2015	7/29/2018	Kisoro	Wolfram	4.70		
EL	1505	Russian African Foundation for Science, Culture and Economic Development (RAFSCED) Ltd	Company	P.U. Box 30330		7/30/2015	7/29/2018	Bushenyi, Mitooma & Sheema	Iron Ore, B-Metals & Gold	40.90		
EL	1506	Richard Henry Kaijuka	Person	P.O. Box 3028		8/5/2015	8/4/2018	Mayuge, Namayingo, Bugiri	Precious & B-Metals	50.00		
EL	1507	Russian African Foundation for Science, Culture and Economic Development (RAFSCED) Ltd	Company	P.U. Box 30330		8/5/2015	8/4/2018	Bushenyi, Mitooma & Sheema	Iron Ore, B-Metals & Gold	109.40		

Type	Number	Licence Holder	Entity Type	Postal Address	Location	Granting Date	Expiry Date	Administrative District	Mineral	Area/ Km2	Mineral Rent Per Year (Ugx)	Comments
EL	1508	Sunbird ResourcesLtd	Company	P.U. Box 30330		8/5/2015	8/4/2018	Moroto & Amudat	Skarn Deposits & Limestone	306.28		
EL	1509	Mines Industry Services (U) Ltd	Company	P.I. Box 30330		8/6/2015	8/5/2018	Arua & Nebbi	Granites & Dimension Stones	46.00		
EL	1512	Basil R. Bataringaya		P.A. Box 30330		8/12/2015	8/11/2018	Mubende	Gold,Iron Ore & B-Metals	69.20		
EL	1510	Aljouda Mining Company Ltd	Company	P. O. Box 35227		8/12/2015	8/11/2018	Ntungamo	Columbite,Tantalite & REEs	24.00		
EL	1511	Richard Henry Kaijuka		P.O. Box 3028		8/13/2015	8/12/2018	Namayingo & Bugiri	Precious & B-Metals,Uranium,REEs & PGM	59.00		
EL	1513	M/s Sipa Exploration (U) Ltd	Company	P./ Box 30330		8/19/2015	8/18/2018	Lamwo & Kitgum	Precious & B-Metals	498.51		
EL	1514	Weiha International Economics & Tech Coop	Company	P.E. Box 30330		8/19/2015	8/18/2018	Kiruhura & Sembabule	Gold & B-Metals	34.00		
EL	1515	Big Picture Corporation		P.I. Box 30330		8/19/2015	8/18/2018	Sironko, Bulambuli & Bukedea	Pozollana	71.65		
EL	1516	Big Picture Corporation		P.I. Box 30330		8/19/2015	8/18/2018	Moroto	Marble & Limestone	5.60		
EL	1517	Big Picture Corporation		P.I. Box 30330		8/21/2015	8/20/2018	Kotido	Marble & Limestone	55.00		
EL	1518	Only You International Ltd	Company	P.N. Box 30330		8/25/2015	8/24/2018	Mukono	Silica Sand	96.50		
EL	1519	Optima Mines & Minerals Ltd	Company	P.P. Box 30330		8/31/2015	8/30/2018	Sironko	Pozollana	102.30		
EL	1520	World Wide Construction International Ltd	Company	P.O. Box 30330		9/4/2015	9/3/2018	Sironko	REEs & Gold	35.00		
EL	1523	Bithaba Foundation Investment Ltd	Company	P.I. Box 30330		10/5/2015	10/4/2018	Rubirizi	Limestone	9.54		
EL	1521	Emmanuel Kyoyeta		P.M. Box 30330		10/6/2015	10/5/2018	Moroto	Limestone,Marble & Gold	28.00		
EL	1522	Emmanuel Kyoyeta		P.M. Box 30330		10/6/2015	10/5/2018	Kween & Kapchorwa	Pozollana & Carbonatite	84.15		
EL	1524	Mata Mining Ltd	Company	P.A. Box 30330		10/22/2015	10/21/2018	Kisoro & Kabale	Gold & B-Metals	28.80		
EL	1527	Victoria Granites and Marble Ltd	Company	P.I. Box 30330		11/6/2015	11/5/2018	Kyegegwa	Granite	48.00		
EL	1528	Victoria Granites and Marble Ltd	Company	P.I. Box 30330		11/6/2015	11/5/2018	Mukono	Granite	47.00		
EL	1529	Victoria Granites and Marble Ltd	Company	P.I. Box 30330		11/6/2015	11/5/2018	Lira	Granite	44.76		

Type	Number	Licence Holder	Entity Type	Postal Address	Location	Granting Date	Expiry Date	Administrative District	Mineral	Area/Km2	Mineral Rent Per Year (Ugx)	Comments
EL	1534	Namekara Mining Co. Ltd	Company	P.A. Box 30330		11/24/2015	11/23/2018	Manafwa	Vermiculite, REEs & Gold	31.70		
EL	1537	Afrisam Cement Uganda Ltd	Company	P.F. Box 30330		11/25/2015	11/24/2018	Napak & Moroto	Limestone & Marble	190.99		
EL	1538	Sunbird Resources Ltd	Company	P.U. Box 30330		11/25/2015	11/24/2018	Moroto	Limestone, Marble, B-Metals, Gold & REEs	289.00		
EL	1539	National Cement Company (U) Ltd	Company	P.A. Box 30330		11/30/2015	11/29/2018	Kapchorwa	Pozollana	20.00		
EL	1535	Oranto Petroleum International Ltd	Company	P.R. Box 30330		12/1/2015	11/30/2018	Kabale & Kanungu	Gold & Iron Ore	12.15		
EL	1536	Oranto Petroleum International Ltd	Company	P.R. Box 30330		12/1/2015	11/30/2018	Kabale	Iron Ore	4.86		
LL	0128	Ahmed Elias	Person	P.O. Box 25	Kisoro	8/3/2006	8/2/2016	Kisoro	Tin & Wolfram	0.15	250,000	
LL	0349	Nzabonimpa-Geofrey	Person	P.O. Box 268	Kisoro	6/20/2008	6/19/2016	Kabale	Wolfram, Tin, Tantalite	0.16	250,000	
LL	0413	Amos George Mfite Basaza	Person	P. O. Box 23	Kasese	1/12/2009	1/11/2015	Kabale	Hematite	0.15	250,000	
LL	0414	Amos George Mfite Basaza	Person	P. O. Box 23	Kasese	1/12/2009	1/11/2015	Kabale	Hematite	0.15	250,000	
LL	0502	Majest Com (U) Ltd.	Company	P. O. Box 7879	Kampala	09/02/09	09/01/15	Lyantonde	Wolfram	0.120000	250,000	
LL	0730	Mate Mines Ltd	Company	P.A. Box 30330				Buhweju		0.120000	250,000	Renewal
LL	0912	Simba Mines and Mineral Resources	Company	P.O. Box 9423	Kampala	12/15/11	12/14/2015	Ibanda	Gold	0.160	250,000	250,000
LL	0935	Godfrey Luwaga	Person	P.O. Box 30330				Nakasongola		0.160	250,000	Renewal
LL	0997	X4 Ltd	Company	P.O. Box 16299	Wandegaya	7/11/2012	7/10/2016	Kabarole	Pozzolana	0.16	250,000	Transfer
LL	1039	George Onega	Person	P. O. Box 108	Busia	8/23/2012	8/22/2016	Busia	Gold	0.16	250,000	
LL	1074	Majestic Minerals Ltd	Company	P.O. Box 23003	Kampala	1/24/2013	1/23/2015	Ibanda	Gold	0.16	250,000	Transferred from Rift Valley Minerals Ltd on 28/03/2013
LL	1087	BBK Foods and Beverages (U) Ltd	Company	P.O. Box 27837	Kampala	2/20/2013	2/19/2015	Kisoro	Limestone	0.16	250,000	
LL	1130	Oli Gold Muruli Ltd	Company	P.O. Box 8898	Kampala	4/19/2013	4/18/2015	Ntungamo	Columbite/Tantalite	0.16	250,000	
LL	1131	Oli Gold Muruli Ltd	Company	P.O. Box 8898	Kampala	4/19/2013	4/18/2015	Ntungamo	Columbite/Tantalite	0.16	250,000	
LL	1132	Oli Gold Muruli Ltd	Company	P.O. Box 8898	Kampala	4/19/2013	4/18/2015	Ntungamo	Columbite/Tantalite	0.12	250,000	
LL	1150	Sebabu Samuel	Person	P.O. Box 1	Kyambogo	5/15/2013	5/14/2016	Luwero	Granite and Quartz	0.16	250,000	

Type	Number	Licence Holder	Entity Type	Postal Address	Location	Granting Date	Expiry Date	Administrative District	Mineral	Area/Km2	Mineral Rent Per Year (Ugx)	Comments
LL	1151	Prosper Wood Works Ltd	Company	P.O. Box 163	Rukungiri	5/15/2013	5/14/2016	Rukungiri	Quartz	0.16	250,000	
LL	1162	Nawata Mines Ltd.	Company	P. O. Box 30162	Kampala	6/25/2013	6/24/2015	Mubende	Gold	0.15	250,000	
LL	1171	Jinja Marble Products (U) Ltd	Company	P.O. Box 662	Jinja	6/24/2015	6/23/2017	Moroto	Marble	0.16	250,000	Renewal
LL	1176	Oli Gold Muruli Ltd	Company	P.O. Box 8898	Kampala	8/5/2013	8/4/2015	Ibanda	Gold	0.16	250,000	
LL	1194	Welt Machnen Engineering Ltd	Company	P. O. Box 72664	Kampala	8/16/2013	8/15/2015	Nakapiripirit	Granite	0.16	250,000	
LL	1195	Welt Machnen Engineering Ltd	Company	P. O. Box 72664	Kampala	8/16/2013	8/15/2015	Nakapiripirit	Granite	0.16	250,000	
LL	1197	Rift Valley Minerals Ltd	Company	P.O. Box 8898	Kampala	8/30/2013	8/29/2015	Ibanda	Gold	0.16	250,000	
LL	1208	Sebabi Samuel	Person	P.O. Box 1	Kyambogo	10/17/2013	10/16/2015	Luwero	Granite	0.16	250,000	
LL	1210	Sikander Meghani	Person	P.O. Box 30814	Kampala	10/17/2013	10/16/2015	Moroto	Gold	0.11	250,000	
LL	1223	Sikander Meghani	Person	P.O. Box 30814	Kampala	11/6/2013	11/5/2015	Moroto	Gold	0.15	250,000	
LL	1260	Lokwang Peter	Person	P. O. Box 63	Moroto	12/10/2013	12/9/2015	Moroto	Limestone and Marble	0.08	250,000	
LL	1261	Lokwang Peter	Person	P. O. Box 64	Moroto	12/10/2013	12/9/2015	Moroto	Limestone and Marble	0.08	250,000	
LL	1262	Care Moving Investments Ltd	Company	P.O. Box 84	Entebbe	12/12/2013	12/11/2015	Kisoro	Wolfram	0.15	250,000	
LL	1263	Care Moving Investments Ltd	Company	P.O. Box 84	Entebbe	12/12/2013	12/11/2015	Kisoro	Wolfram	0.15	250,000	
LL	1265	BNT Mining Ltd	Company	P.O. Box 6812	Kampala	12/12/2013	12/11/2015	Ntungamo	Tantalite/Columbite	0.11	250,000	
LL	1282	Seb and Company Mines Ltd	Company	P.O. Box 267	Kisoro	1/23/2014	1/22/2016	Kabale	Wolfram	0.16	250,000	
LL	1319	Kamuntu Investments Ltd	Company	P. O. Box 8898	Kampala	4/29/2014	4/28/2016	Kabale	Iron Ore	0.16	250,000	
LL	1320	Megha Minerals and Mines Ltd	Company	P. O. Box 30814	Kampala	4/29/2014	4/28/2016	Mitooma	Beryllium and Tin	0.16	250,000	
LL	1326	Seahorse International Ltd	Company	P. O. Box 72	Kasese	5/6/2014	5/5/2016	Kabarole	Pozzolana	0.16	250,000	
LL	1342	Great Three (3) Stars Ltd	Company	P.O. Box 151	Kasese	6/10/2014	6/9/2016	Ntoroko	Gypsum	0.16	250,000	
LL	1353	Gulam Abdala	Person	P. O. Box 173	Jinja	6/26/2014	6/25/2016	Moroto	Marble & Limestone	0.08	250,000	
LL	1364	Kwatampora Alex Binego	Person	P. O. Box 489	Kasese	9/5/2014	9/4/2016	Kasese	Limestone	0.08	250,000	

Type	Number	Licence Holder	Entity Type	Postal Address	Location	Granting Date	Expiry Date	Administrative District	Mineral	Area/Km2	Mineral Rent Per Year (Ugx)	Comments
LL	1371	Hillmarks Ltd	Company	P. O. Box 172	Kasese	9/23/2014	9/22/2016	Kabarole	Pozzolana	0.16	250,000	
LL	1374	Kitumbi Kayonza Miners Association Ltd	Company	P. O. Box 4247	Kampala	9/23/2014	9/22/2016	Mubende	Gold	13.36	250,000	
LL	1375	Kitumbi Kayonza Miners Association Ltd	Company	P. O. Box 4247	Kampala	9/23/2014	9/22/2016	Mubende	Gold	13.36	250,000	
LL	1376	Kitumbi Kayonza Miners Association Ltd	Company	P. O. Box 4247	Kampala	9/23/2014	9/22/2016	Mubende	Gold	13.64	250,000	
LL	1402	Bithaba Foundation Investment Ltd	Company	P. O. Box 10	Rubirizi	12/8/2014	12/7/2016	Rubirizi	Limestone	0.08	250,000	
LL	1403	Bithaba Foundation Investment Ltd	Company	P. O. Box 10	Rubirizi	12/8/2014	12/7/2016	Rubirizi	Limestone	0.08	250,000	
LL	1410	Nyabushenyi Twimukye Association Company Ltd	Company	P.O. Box 308	Isingiro	12/11/2014	12/10/2016	Isingiro	Base Metals	0.16	250,000	
LL	1431	Kwatampora Workshop Company Ltd	Company	P.W. Box 30330		1/23/2015	1/22/2017	Rubirizi	Pozollana	0.16		
LL	1447	Rogers Mugambwa		P.O. Box 30330		3/9/2015	3/8/2017	Kisoro	Limestone	0.16		
LL	1452	Industrial Minerals Ltd	Company	P.N. Box 30330		3/11/2015	3/10/2017	Rubirizi	Pozollana	0.16		
LL	1468	Mechanised Agro Processors (U) Ltd	Company	P.E. Box 30330		4/17/2015	4/16/2017	Moroto	Basalt & Marble	0.16		
LL	1467	Mechanised Agro Processors (U) Ltd	Company	P.E. Box 30330		4/17/2015	4/16/2017	Moroto	Basalt & Marble	0.16		
LL	1475	Royal Transit Ltd	Company	P.O. Box 30330		5/13/2015	5/12/2017	Kabarole	Natural Pozollana	0.16		
LL	1481	Morulem Gold Mining Group	Company	P.O. Box 30330		5/26/2015	5/25/2017	Abim	Gold	0.16		
LL	0989	Busia United Small Scale Mining Assoc Ltd	Company	P.U. Box 30330		6/29/2015	6/28/2017	Busia				
LL	1131	Oli Gold Muruli Ltd	Company	P.L. Box 30330		7/1/2015	6/30/2017	Ntungamo	Tantalite & Columbite	0.16		
LL	1132	Oli Gold Muruli Ltd	Company	P.L. Box 30330		7/1/2015	6/30/2017	Ntungamo	Tantalite & Columbite	0.16		
LL	1130	Oli Gold Muruli Ltd	Company	P.L. Box 30330		7/1/2015	6/30/2017	Ntungamo	Tantalite & Columbite	0.16		
LL	1497	Malibu Holdings Ltd	Company	P.A. Box 30330		7/14/2015	7/13/2017	Mubende	Gold	0.15		

Type	Number	Licence Holder	Entity Type	Postal Address	Location	Granting Date	Expiry Date	Administrative District	Mineral	Area/Km2	Mineral Rent Per Year (Ugx)	Comments
LL	1490	Malibu Holdings Ltd	Company	P.A. Box 30330		7/14/2015	7/13/2017	Mubende	Gold	0.15		
LL	1498	Tom Bright Amooti		P.O. Box 30330		7/15/2015	7/14/2017	Kabarole	Pozollana	0.15		
LL	1496	Afford (U) Ltd	Company	P.F. Box 30330		7/15/2015	7/14/2017	Kabarole	Pozollana	0.16		
LL	1500	Cozumel Energy (U) Ltd	Company	P.O. Box 30330		7/24/2015	7/23/2017	Kasese	Pozollana	0.16		
LL	1499	George Onega		P.E. Box 30330		7/31/2015	7/30/2017	Namayingo	Gold	0.16		
LL	1525	Minamax Enterprises Ltd	Company	P.I. Box 30330		10/26/2015	10/25/2017	Alebtong	Granite	0.16		
LL	1526	Minamax Enterprises Ltd	Company	P.I. Box 30330		10/26/2015	10/25/2017	Alebtong	Granite	0.16		
LL	1533	Asiid Enterprises Ltd	Company	P.S. Box 30330		12/1/2015	11/30/2017	Kabarole	Kaolin	0.16		
ML	0061	Tororo Cement Ltd	Company	P.O.Box 74	Tororo	11/21/2005	11/20/2026	Kapchorwa	Pozzolana	0.10	200,000	
ML	0112	V.E.K Global Mining Ltd.	Company	P.O.Box 7026	Kampala	4/6/2006	4/5/2027	Ntungamo	Tantalite/Columbite	0.18	360,000	
ML	0127	Tororo Cement Ltd	Company	P.O.Box 74	Tororo	8/30/2006	8/29/2027	Bududa	Limestone	8.88	17,780,000	
ML	0248	Hima Cement Ltd.	Company	P.O. Box 37	Kasese	10/2/2007	10/1/2028	Kamwenge	Limestone	4.43	8,860,000	
ML	0593	Tororo Cement Ltd	Company	P.O.Box 74	Tororo	4/16/2010	4/15/2031	Moroto	Limestone	49.77	99,540,000	
ML	0594	Kigezi Steel Company Ltd	Company	P.O.Box 2263,	Kampala	6/13/2011	6/12/2032	Kabale	Iron ore	2.94	5,880,000	
ML	0702	Great Lakes Iron and Steel Company Ltd	Company	P.O.Box 20127	Kampala	11/8/2010	11/7/2031	Kisoro	Iron ore	4.52	9,040,000	
ML	0706	Hima Cement Ltd.	Company	P.O.Box 7230	Kampala	12/1/2010	11/30/2031	Kasese	Limestone	0.54	1,100,000	
ML	0762	Zarnack Holdings (U) Ltd	Company	P. O. Box 30330	Kampala	5/17/2011	5/16/2032	Ntungamo	Cassiterite/Tin	2.02	4,040,000	
ML	0842	Berkeley Reef Ltd	Company	P.O. Box 3028	Kampala	9/16/2011	9/15/2032	Kabale	Wolfram	4.84	9,700,000	
ML	0886	Simba Mines and Mineral Resources	Company	P.O. Box 9421	Kampala	10/28/2011	10/27/2032	Ibanda & Kamwenge	Gold & Lead	4.50	9,020,000	Transferred from Shaft Sinkers (U) Ltd on 18/10/2012
ML	1110	Hima Cement Ltd.	Company	P.O. Box 37	Kasese	3/13/2013	3/12/2034	Kasese	Limestone	4.19	8,400,000	
ML	1117	Building Majesties Ltd	Company	P. O. Box 35015	Kampala	4/19/2013	4/18/2034	Mubende	Dimension stones	0.47	960,000	

Type	Number	Licence Holder	Entity Type	Postal Address	Location	Granting Date	Expiry Date	Administrative District	Mineral	Area/Km2	Mineral Rent Per Year (Ugx)	Comments
ML	1129	Jan Mangal (U) Ltd	Company	P.O. Box 28984	Kampala	4/18/2013	4/17/2034	Moroto	Gold	74.20	148,400,000	
ML	1170	Uganda International Mining Co. Ltd	Company	P.O. Box 33316	Kampala	6/20/2013	6/19/2034	Kanungu	Iron Ore	1.05	2,100,000	
ML	1209	Sino Minerals Investments Company Ltd	Company	P.O. Box 7321	Kampala	11/15/2013	11/14/2034	Kabale	Wolfram and Base Metals	0.03	80,000	
ML	1230	Moroto Cement Industries (U) Ltd	Company	P.O. Box 7257	Kampala	1/17/2014	1/16/2035	Moroto	Marble, Limestone	62.57	125,160,000	
ML	1291	Dao Marble Ltd	Company	P.O. Box 75037	Kampala	2/25/2014	2/24/2035	Moroto	Marble	4.00	8,000,000	
ML	1297	Sino Minerals Investments Company Ltd	Company	P.O. Box 7321	Kampala	3/14/2014	3/13/2035	Kabale	Iron Ore	0.04	100,000	
ML	1355	Sino Minerals Investments Company Ltd	Company	P.O. Box 7321	Kampala	9/15/2014	9/14/2035	Bushenyi	Gold and Base Metals	0.10	200,000	
ML	1381	Sun and Sand Mines and Minerals Ltd	Company	P. O. Box 23191	Kampala	10/29/2014	10/28/2035	Isingiro	Cassiterite/Tin	20.00	40,000,000	
ML	1393	Guangzhou Dong Song Energy Group Company Ltd	Company	P.O. Box 20030	Kampala	10/29/2014	10/28/2035	Tororo	Iron ore, Phosphates, Niobium, Tantalum, Scandium, REE and Zirconium	112.31	224,620,000	Transferred from Huineng Mining
ML	1413	BNT Mining Ltd	Company	P.O. Box 6812	Kampala	12/18/2014	12/17/2035	Ntungamo	Tantalite	0.28	560,000	
ML	4063	AUC Mining (U) Ltd	Company	P. O. Box 10130	Kampala	1/3/1994	1/2/2015	Mubende	Gold	5.86	11,720,000	
ML	4064	Muhindo Enterprises	Company	P.O.Box 92	Kampala	8/6/2002	8/5/2023	Bushenyi	Kaolin, Tin, Feldspar, Beryl, Tantalite/Columbite	0.27	540,000	
ML	4128	Greenstone Resources Ltd	Company	P.O Box 300	Busia	12/12/1994	12/11/2030	Busia	Gold	0.56	1,140,000	Transferred from Busitema Mining CIE Ltd on 06/03/2013
ML	4227	Ataco Services Ltd	Company	P.O.Box 495	Kasese	12/2/2009	12/1/2030	Bundibugyo	Gypsum	3.50	7,000,000	
ML	4474	Tororo Cement Ltd	Company	P.O. Box 74	Tororo	5/3/1999	5/2/2020	Tororo	Limestone/ Apatite	0.40	800,000	
ML	4478	Krone Uganda Ltd	Company	P. O. Box 9618	Kampala	2/8/1999	2/7/2035	Kabale	Wolfram	1.76	3,520,000	
ML	4603	Kisita Mining Co. Ltd.	Company	P.O.Box 1317	Kampala	3/1/1994	2/28/2015	Mubende	Gold	8.73	17,460,000	
ML	4623	Marubeg Company Ltd	Company	P. O. Box 11106	Kampala	8/15/2003	8/14/2024	Ntungamo	Tantalite/Columbite	0.12	260,000	

Type	Number	Licence Holder	Entity Type	Postal Address	Location	Granting Date	Expiry Date	Administrative District	Mineral	Area/Km2	Mineral Rent Per Year (Ugx)	Comments
ML	4651	Gulf Resources Ltd	Company	P.O.Box 30330	Kampala	5/15/2003	5/14/2024	Mbale	Vermiculite	2.57	5,140,000	
ML	1433	African Panther Resources (U) Ltd	Company	P. O. Box 7686		2/2/2015	2/1/2036	Isingiro	B-Metals,Gold,Silver & others	2.00	4,020,000	
ML	1466	Euro Mineral Ltd	Company	P.U. Box 30330		4/15/2015	4/14/2036	Ntungamo	Tin & Cobalt	4.00	8,000,000	
ML	1393	Guangzhou Dong Song Energy Group Company Ltd	Company	P.U. Box 30330		4/20/2015	4/19/2036	Tororo	Iron Ore,Phosphate,Niobium, Tantalum,Scandium,REEs & Zirconium	1.12	2,260,000	
ML	1530	Kampala Cement (U) Ltd	Company	P.A. Box 30330		11/6/2015	11/5/2036	Kapchorwa	Pozollana	0.13	280,000	
RL	1085	Roraima (U) Ltd	Company	P. O. Box 6086	Kampala	2/11/2013	2/10/2016	Busia	Gold	11.32	22,640,000	
RL	1133	Oli Gold Muruli Ltd	Company	P.O. Box 8898	Kampala	4/19/2013	4/18/2016	Ibanda, Kamwenge & Rubirizi	Gold	104.14	208,280,000	
RL	1149	Sino Minerals Investments Company Ltd	Company	P.O. Box 7321	Kampala	5/10/2013	5/9/2016	Rubirizi	Gold	38.70	77,400,000	
SML	2151	Tibet Hima Mining Company Ltd	Company	P.O. Box 36595	Kampala	1/1/1953	12/31/2015	Kasese	Base metals	32.82	65,640,000	Transferred from Kilembe Mines Ltd on 26/03/2014.
SML	2433	Kilembe Mines Ltd	Company	P.O. Box 1	Kilembe	4/1/1959	12/31/2017	Kasese	Limestone	0.35	700,000	Transferred to Tibet Hima Mining Company
SML	4622	Tororo Cement Ltd	Company	P.O. Box 74	Tororo	12/20/2002	12/19/2023	Moroto	Limestone	20.01	40,020,000	
SML	4684	Tororo Cement Ltd	Company	P.O. Box 74	Tororo	3/26/2004	3/25/2025	Tororo	Limestone	0.69	1,380,000	

4.4: STATISTICS COMMITTEE MEMBERS OF THE ENERGY AND MINERAL SECTOR

S/N	Name	Title	Department	Email Address
1	Emmanuel Ajutu	Ag. C / SPPAD (Chairman)	SPPAD	hspu@energy.go.ug
2	Gerald Banaga-Baingi	Assistant Commissioner	SPPAD	g.banagabaingi@energy.go.ug .
3	Isaac Baziwe	Ag. Assistant Commissioner	SPPAD	i.baziwe@energy.go.ug
4	Ian Kisawuzi	Ag. Senior Statistician	SPPAD	ikisawuzi@energy.go.ug
5	Hellen Nakato	Statistician	SPPAD	h.nakato@energy.go.ug
6	Patrick Muhindo	Ag. Senior Economist	SPPAD	p.muhindo@energy.go.ug
7	Paul Basudde	Senior Policy Analyst	SPPAD	p.asudde@energy.go.ug
8	Simon Sebow	Economist	SPPAD	s.sebow@energy.go.ug
9	Allen Kihunde	Economist	SPPAD	a.kihunde@energy.go.ug
10	Lisa Atukunda	Petroleum Planner	SPPAD	l.atukunda@energy.go.ug
11	Martin Kretschmer	Head GIS Unit	EPD	m.kretschmer@energy.go.ug
12	Emmanuel Nsubuga	Energy Officer	EPD	es.nsubuga@yahoo.com
13	Denis Tusiime	Nuclear Energy Officer	NEU	donzio07@yahoo.com
14	Michael Ahimbisibwe	Senior Energy Officer	RED	m.ahimbisibwe@energy.go.ug
15	Hatim Muhangi	Energy Officer	RED	h.muyanja@energy.go.ug
16	Julius Ochieng	Energy Officer	RED	j.ochieng@energy.go.ug
17	Daudi Ahimbisibwe	Petroleum Officer	PSD	d.ahimbisibwe@energy.go.ug
18	Vivienne Sempala	Palynologist	PEDPD	v.sempala@petroleum.go.ug
19	Tugume Robert	Principal Geophysist	PEDPD	r.tugme@petroleum.go.ug
20	Mathias Mugere	Inspector of Mines	GSMD	mmugere@gmail.com .
21	Kennedy J. Okewling	Mining Engineer	GSMD	jkokewling@minerals.go.ug
22	Ritah Nakiryowa	M&E Officer	GIZ	ritah.nakiryowa@giz.de

Quick links to more information

www.energyandminerals.go.ug

www.era.or.ug

www.petroleum.go.ug

www.rea.or.ug

www.ubos.org

www.uedcl.co.ug

www.uetcl.com

www.uganda-mining.go.ug

Published by:

Sectoral Planning and Policy Analysis Department
Ministry of Energy and Mineral Development
Plot No. 29/33 Kampala Road,
P.O. Box 7270,
Kampala

Tel: +256-414-345811;
+256-414-235261

Email: hspu@energy.go.ug

Website: www.energyandminerals.go.ug

July 2016

Copyright © 2016 Ministry of Energy and Mineral Development

The material in this document may be freely reproduced provided due acknowledgement is made to the publisher and source.