



2020 STATISTICAL ABSTRACT

ENERGY AND MINERAL STATISTICS

*Vision: "A model of excellence in sustainable management
and utilization of energy and mineral resources."*

FOREWORD

The Ministry of Energy and Mineral Development produces and disseminates key statistical information of three programmes of the NDP, including Sustainable Energy Development, Sustainable Development of Petroleum resources and Mineral Development programmes. This abstract is produced annually on calendar year basis and disseminated to several Ministries, Departments and Agencies for use in decision making and policy analysis.

The 2020 abstract is the eleventh edition of its kind and consolidates all statistical data produced by the above mentioned programmes during the year as well as historical data dating five years back for comparison purposes and trend analysis. The information presented in this abstract entails statistics of the Ministry as required by the Ministry Strategic Plan for Statistics (SSPS) and the Plan for National Statistics Development (PNSD).

I am grateful to the stakeholders including MDAs, private sector and Development partners for their continued support towards provision of statistical data and participation in the formulation and validation of this abstract. I would also like to thank the Ministry statistics Committee spearheaded by Sectoral Planning and Policy Analysis Department for their dedicated commitment towards production and dissemination of this document.

A copy of this document is available on the Ministry's website: www.energyandminerals.go.ug



Irene Bateebe
PERMANENT SECRETARY

TABLE OF CONTENTS

FOREWORD	2
List of tables	6
List of figures.....	7
LIST OF ACRONYMS.....	8
GLOSSARY	10
Executive Summary.....	16
CHAPTER ONE	18
1 SUSTAINABLE ENERGY DEVELOPMENT PROGRAMME STATISTICS	18
1.1 2020 Uganda Energy Balance Summaries.....	18
1.2 GENERATION	19
1.2.1 Installed Electricity Generation Capacity in 2020	19
1.2.2 Electricity Generation and Sales to UETCL in 2020	22
1.3 ELECTRICITY TRANSMISSION.....	22
1.3.1 Electricity Transmission Purchases (2020).....	22
1.3.2 Electricity Transmission Sales in GWh (2020)	22
1.3.3 Transmission System Losses	23
1.3.4 Annual Transmission Purchases and Sales in GWh (2016- 2020)	23
1.3.5 Electricity Transmission Domestic Sales and Exports (2020).....	23
1.3.6 Transmission Route Length.....	24
1.3.7 UETCL Employees in 2020.....	24
1.4 ELECTRICITY DISTRIBUTION	25
1.4.1 Electricity Purchases by Distribution Companies.....	26
1.4.2 Electricity Sales by Distribution Companies in Gwh (2020)	26
1.4.3 Electricity Distribution Losses	26
1.4.4 UMEME Electricity Purchases	26
1.4.5 UMEME Sales	27
1.4.6 Umeme Uganda Customers	27
1.4.7 Umeme Power Distribution Tariffs	28
1.5 ATOMIC ENERGY COUNCIL.....	29
1.5.1 Regulatory Inspections conducted during 2020	29
1.5.2 Licenses and Permits Issued in 2020.....	29
1.5.3 Facilities in Possession of Radiation Sources by end of 2020	30
1.5.4 Enforcements Carried out in 2020.....	30

CHAPTER TWO.....	31
2 SUSTAINABLE DEVELOPMENT OF PETROLEUM RESOURCES PROGRAMME STATISTICS.....	31
2.1 PETROLEUM EXPLORATION DEVELOPMENT AND PRODUCTION	31
2.1.1 Petroleum Resources in the Albertine Graben as at December 2020.....	31
2.1.2 Estimates of Prospective Resources in the Albertine Graben	32
2.1.3 Gas Resources	33
2.2 PETROLEUM SUPPLIES AND DISTRIBUTION (DOWNSTREAM).....	34
2.2.1 Petroleum Imports.....	34
2.2.2 Annual Petroleum Imports.....	35
2.2.3 Monthly Import Bill and Government Revenue 2020.....	36
2.2.4 Monthly Sales of Petroleum Products	37
2.2.5 Total consumption of petroleum products.....	38
2.2.6 Prices of Petroleum Products.....	41
2.2.7 International Crude Oil Prices -\$/Bbl for 2020.....	43
2.2.8 International Refined Petroleum Product Prices for 2020	44
CHAPTER 3	46
3 MINERAL DEVELOPMENT PROGRAMME STATISTICS	46
3.1 Mineral Production	47
3.1.1 Quarterly Mineral Production in Tonnes (2020).....	47
3.1.2 Annual Mineral Production in Tonnes (2016 -2020).....	48
3.1.3 Non-Tax Revenue Collected in 2020	49
3.1.4 Annual NTR Collections (2016 -2020)	50
3.1.5 Mineral Licensing	51
3.1.6 Mineral Licenses (2016 – 2020)	51
APPENDICES	53
Appendix 1: Sustainable Energy Development Programme.....	53
1.1 2020 UGANDA ENERGY BALANCE	53
1.2 DETAILED ENERGY BALANCE.....	54
1.3 ENERGY GENERATED AND SOLD TO UETCL BY GENERATION COMPANIES	55
1.4 OUTAGES OF GENERATION PLANTS IN MEGAWATT HOURS FOR THE YEAR 2015 - 2019.....	56
1.5 OUTAGES IN MEGAWATT HOURS FOR THE YEAR 2015-2019 Contn’	57
1.6 ENERGY GENERATED (MWh)	58
1.7 ENERGY GENERATED (MWh) Contn’	60
1.8 PURCHASES AND SALES OF UETCL.....	63
1.9 TRANSMISSION LINES UNDER CONSTRUCTION AS AT DEC 2020	66

1.10 TRANSMISSION TRANSFORMER CAPACITY AS AT DEC 2020	67
1.11 TRANSMISSION SUBSTATIONS UNDER CONSTRUCTION AS AT DEC 2020.....	69
1.12 AVERAGE UNIT TARIFF FOR UETCL IN 2020.....	74
1.13 UETCL OUTAGES IN MEGAWATT HOURS.....	75
1.14 ENERGY PURCHASES OF DISTRIBUTION COMPANIES (KWh) 2016- 2020.....	78
1.15 EMPLOYEES OF DISTRIBUTION COMPANIES (2016 – 2020)	80
ATOMIC ENERGY COUNCIL STATISTICS.....	81
1.16 Registered radioactive sources by type/radionuclide	81
1.17 Registered radiation generators by type	81
1.18 Inspected facilities	81
1.19 Compliant facilities.....	86
1.20 Licenses and permits issued in 2020.....	92
1.21 Registered active facilities	98
2. SUSTAINABLE DEVELOPMENT OF PETROLEUM RESOURCES PROGRAMME	109
2.1 Imports of other petroleum products.....	109
2.2 Annual sales of Petroleum products in cubic metres for 2020 per OMC	109
2.3 Market share of Oil Marketing Companies 2020.....	110
2.4 List of Licensed Petroleum Retail outlets as at 31 st December 2020.....	112

LIST OF TABLES

Table 1.1 Specific indicators.....	18
Table 1.2 Primary Energy supply	18
Table 1.3 Final Energy consumption	18
Table 1.4 Installed Electricity Generation capacity in Uganda (2020).....	19
Table 1.5 Annual Installed Electricity Generation Capacity (2016 – 2020).....	21
Table 1.6 Electricity Generation and sales to UETCL in 2020.....	22
Table 1.7 Transmission Power Purchases and sales in GWh (2020).....	22
Table 1.8 Annual Electricity Transmission Purchases and sales (GWh).....	23
Table 1.9 Domestic sales and exports of UETCL in 2020.....	24
Table 1.10 Annual Transmission route length (2016 – 2020)	24
Table 1.11 UETCL employees by gender disaggregation in 2020	24
Table 1.12 Annual Electricity purchases, sales and losses by distribution companies in GWh	26
Table 1.13 Umeme Uganda Limited Purchases in GWh (2016 – 2020).....	27
Table 1.14 Umeme Sales in GWh (2016 – 2020).....	27
Table 1.15 Umeme Uganda Limited customers in 2020.....	27
Table 1.16 Umeme Power Distribution Tariffs (2016 – 2020).....	28
Table 1.17 Regulatory inspections conducted during 2020	29
Table 1.18 Licenses and permits issued in 2020.....	30
Table 1.19 Facilities in possession of radiation sources by end 2020.....	30
Table 1.20 Enforcements carried out	30
Table 2.1 Petroleum resources in the Albertine Graben (December 2020)	31
Table 2.2 Estimates of prospective resources in the Albertine Graben	32
Table 2.3 Non associated gas volumes	33
Table 2.4 Associated gas volumes	33
Table 2.5 Monthly Imports of petroleum products in litres	34
Table 2.6 Annual Petroleum Imports.....	35
Table 2.7 Monthly Import Bill and Government Revenue 2020 in billion UGX	37
Table 2.8 Monthly sales of Petroleum products in cubic metres for 2020.....	38
Table 2.9 Total consumption of Petroleum.....	39
Table 2.10 Market share of Oil Marketing Companies 2020.....	40
Table 2.11 Monthly local pump prices of petroleum products	41
Table 2.12 Average annual local pump prices in UGX (2016-2020)	42
Table 2.13 Monthly International Crude oil prices.....	43
Table 2.14 Monthly International refined product prices 2020 in US \$/ gallon	44
Table 3.1 Quarterly Mineral Production in Tonnes (2020).....	47
Table 3.2: Annual Mineral Production in Tonnes (2016 – 2020).....	48
Table 3.3 NTR collected in 2020.....	49
Table 3.4: Annual NTR collections (2016 – 2020).....	50
Table 3.5 Mineral Licenses (2016 – 2020)	51

LIST OF FIGURES

<i>Figure 1.1 Installed Electricity generation capacity</i>	21
<i>Figure 1.2 Installed Capacity (2016 – 2020)</i>	21
<i>Figure 1.3 Electricity purchases, sales and losses by UETCL</i>	23
<i>Figure 1.4: Distribution lines in Uganda</i>	25
<i>Figure 1.5 Distribution purchases, sales and losses</i>	26
<i>Figure 1.6: Umeme yearly average tariffs (2016 – 2020)</i>	29
<i>Figure 2.1 Monthly petroleum imports in 2020</i>	35
<i>Figure 2.2 Annual Petroleum imports</i>	36
<i>Figure 2.3 Petroleum Imports in 2020 (%)</i>	36
<i>Figure 2.4 Import bill & Government revenue in 2020</i>	37
<i>Figure 2.5 Total sales of petroleum products for 2020</i>	38
<i>Figure 2.6 Proportion of petroleum consumption by Sector</i>	39
<i>Figure 2.7 Market share of Oil Marketing companies</i>	41
<i>Figure 2.8 Local pump prices in 2020</i>	42
<i>Figure 2.9 Average annual local pump prices</i>	43
<i>Figure 2.10 Monthly International Crude oil prices</i>	44
<i>Figure 2.11 Monthly prices of International refined products in 2020</i>	45
<i>Figure 3.1: Mineral Occurrence map of Uganda</i>	46
<i>Figure 3.2 Value of minerals produced in 2020</i>	48
<i>Figure 3.3: Quantity of Mineral Production in Tonnes (2016 -2020)</i>	49
<i>Figure 3.4 NTR collected in 2020</i>	50
<i>Figure 3.5 Mineral licensing (2020)</i>	51
<i>Figure 3.6 Mineral licensing (2016 – 2020)</i>	52

LIST OF ACRONYMS

AEC	Atomic Energy Council
AGO	Diesel
API	American Petroleum Institute
BBL	Billion Barrels
BCF	Billion Cubic Feet
BECS	Bundibugyo Energy Co-operative Society
BIK	Kerosene
BOE	Barrels of oil equivalent
CY	Calendar Year
DRC	Democratic Republic of Congo
EA	Exploration Areas
EL	Exploration License
EMDSPS	Energy and Mineral Development Strategic Plan for Statistics
EMS	Energy and Mineral Sector
ERA	Electricity Regulatory Agency
ERD	Energy Resources Department
ERT	Energy for Rural Transformation
ESI	Electricity Supply Index
FESL	Ferdsult Engineering Services Limited
GIIP	Gas Initially in Place
GSMD	Geological Survey and Mines Department
GWh	Giga Watt Hour
HHI	Herfindahl Hirschman Index
IDA	International Development Association
IDO	Industrial Diesel Oil
IPP	Isolated Power Plant
KCCL	Kasese Copper Cobalt Company Limited
Kgs	Kilograms
KIL	Kilembe Investments Limited
KIS	Kalangala Infrastructure Services Limited
KM	Kilometres
KML	Kilembe Mines Limited
KPLC	Kenya Power and Lighting Company
KRECS	Kyegegwa Rural Electricity Cooperative Society Limited
KSW	Kakira Sugar Works
kV	Kilo Volts
kWh	Kilo Watt Hours
LL	Location License
MDL	Mineral Dealers License
MEMD	Ministry of Energy and Mineral Development
MMBBL	Million Barrels (oil reserves)
MPS	Ministerial Policy Statement
MW	Mega Watt
MWh	Mega Watt Hours
NDP	National Development Plan
NSS	National Statistical System
NTR	Non-Tax Revenue
NYMEX	New York Mercantile Exchange

OPEC	Organisation of Petroleum Exporting Countries
PACMECS	Pader Abim Community Multipurpose Electric Cooperative Society Limited
PEPD	Petroleum Exploration and Production Department
PL	Prospecting License
PMS	Petrol
PNSD	Plan for National Statistical Development
PSD	Petroleum Supply Department
REA	Rural Electrification Agency
SCF	Standard Cubic Feet
SEG	Society of Exploration Geophysicists
SPE	Society of Petroleum Engineering
SPPAD	Sectoral Planning and Policy Analysis Department
SSPS	Sector Strategic Plan for Statistics
STOIP	Stock Tank Oil Initially in Place
TANESCO	Tanzania Electricity Supply Company
TOE	Tonnes of Oil Equivalent
UAE	United Arab Emirates
UBOS	Uganda Bureau of Statistics
UEDCL	Uganda Electricity Distribution Company Limited
UEGCL	Uganda Electricity Generation Company Limited
UETCL	Uganda Electricity Transmission Company Limited
UGX	Uganda Shillings
URA	Uganda Revenue Authority
USD	United States Dollar
WENRECO	West Nile Rural Electrification Company
WTI	West Texas Intermediate
N/A	Not Applicable/Not Available

GLOSSARY

SUSTAINABLE ENERGY PROGRAMME

Bio fuels

These are liquid fuels (alcohols and oils) generated from plants or plant products such as sweet sorghum stalks, sugarcane molasses, soya beans, ground nuts, corn, castor, jatropha, and candle nut.

Bio gas

This is the gas generated through break down of organic biodegradable material such as (cow dung, pig dung, chicken droppings, human waste, plant residues, human excretor and food left overs) through anaerobic process (air tight environment). The gas produced can be tapped into pipe line and used for cooking with a biogas stove or for lighting. The gas can also be cleaned of impurities and feed into a bio gas generator to produce electricity.

Biomass Energy

Energy derived from living things mainly of plant and animal origin for example fire wood, charcoal, agro residues (e.g. saw dust, coffee husks, maize cobs, wood chips, rice husks, etc.) and animal waste. Biomass can be used for cooking, heating, and electricity generation in homes, industries, and institutions.

Briquettes

Are compacted loose biomass residue, used to replace charcoal (carbonized briquettes) and fire wood (un-carbonized briquettes).

Electricity A form of energy resulting from the existence of charged particles (such as electrons or protons), either statically as an accumulation of charge or dynamically as a current.

Electricity Loss

The amount of electricity generated but not accounted for. As electricity moves through power lines, a proportion of energy is lost as heat due to the resistance in the lines. Another proportion of electricity could be lost due to power theft or vandalism.

Electricity Use per Capita

The average amount of electricity used per person per year.

Electricity Tariff

The price of a unit of electricity consumed.

Energy

Power derived from the utilization of physical or chemical resources, especially to provide light and heat or to work machines.

Energy Balance

The total supply, consumption and losses of energy commodities (fuels) in a country. The energy balance allows to see the relative importance of the different fuels in their contribution to the economy.

Energy intensity of GDP at constant Purchasing Power Parities

The ratio of primary energy consumption to Gross Domestic Product (GDP) measured in constant UG Shillings at purchasing power parities. It measures the total amount of energy necessary to generate one unit of GDP.

Energy to GDP Ratio

The total value of energy produced as a proportion of the national GDP.

Gasification

Is a process that converts based carbonaceous materials into producer gas (carbon dioxide, carbon monoxide and hydrogen gas) through combustion at high temperature with controlled amount of oxygen. The gas can be feed into gasifier stoves for thermal use or purified and feed into generator for electricity generation.

Geo-thermal power

The power generated from heat energy generated and stored in the Earth.

Hydro-electric power

The electric power generated from flowing water.

Installation

A system of machinery or other apparatus set up for energy use.

Power Distribution

Electric power distribution is the final stage in the delivery of electric power; it carries electricity from the transmission system to individual consumers.

Power Transmission

Movement of electricity through synchronised network of high voltage lines, transformers, switches from point of generation to point of distribution

Total energy production

The balance of primary production, external trade, marine bunkers and stock changes in a country.

Total primary energy production

The quantity of natural energy resources (*“primary energy sources”*) extracted or produced in a country. Primary energy is an energy form found in nature that has not been subjected to any conversion or transformation process. Primary energy fuels are Oil, Coal, Peat, Natural Gas, Nuclear, Hydro, Biofuels, Geothermal, Solar and Wind.

SUSTAINABLE DEVELOPMENT OF PETROLEUM RESOURCES PROGRAMME**API Gravity**

A scale reflecting the density of a fluid such as crude oil, water or natural gas.

Aviation Fuel

A specialised type of petroleum-based fuel used to power aviation gas-turbine engines.

Barrel

A common measure of crude oil containing 42 US.gal or 0.15899m³.

Basin

A general term for any large area of tectonic origin with a thick accumulation of sedimentary rocks.

Block means acreage which may be stratigraphically delineated as provided for in schedule III to the Petroleum (EDP) Act, 2013 and includes part of a block as constituted.

Conversion means changing the natural gas component, without altering the molecular structure of the natural gas entered into the process through the use of pressure or temperature.

Crude oil means naturally occurring, flammable liquid consisting of a mixture of hydrocarbons and other organic compounds that are found beneath the earth's surface

Currency point is equivalent to twenty thousand shillings

Discovery area means the block or blocks in an exploration area comprising the geological feature as outlined by the relevant geological or geophysical data in which a discovery is located;

Drilling means the perforation of the earth's surface for purposes of making a discovery, establishing the extent of a discovery, or production of the discovered petroleum.

Exploration is the art of searching or travelling around a terrain for purposes of discovering resources, information or new slave races.

Exploration Area

Land covered by or acquired under an exploration license.

Field means a geological structure or feature which hosts one or more reservoirs from which petroleum production may be commercially undertaken through a defined set of facilities;

Herfindahl Hirschman Index (HHI) is an index used to measure company market share concentration within an industry. It is calculated by squaring the market share of each firm competing in a market, and then summing the resulting numbers. This index can range from close to zero to 10,000.

Hydrocarbons means a naturally occurring organic chemical compound or a mixture of such compounds made of hydrogen and carbon, generated in the subsurface under the influence of temperature;

Inventory means the amount of petroleum commodities or petroleum products calculated to be in a storage tank after considering the initial volume of petroleum commodities or petroleum products in the storage tank and the amount of petroleum commodities or petroleum products added to and removed from the storage tank during a specified period of time;

Kerosene

Fuel used as an illuminant for lighting and domestic purposes for example cooking.

License means a license issued under Petroleum (EDP) Act 2013;

Licensed area means the area subject to a license issued under Petroleum (EDP) Act 2013;

Licensee means a person to whom a license is granted under Petroleum (EDP) Act 2013;

Liquid Petroleum Gas (LPG)

These are hydro-carbons which are gaseous under conditions of normal temperature and pressure, but are liquefied by compression or cooling to facilitate storage, handling and transportation.

Natural gas means all petroleum which is in a gaseous state at 15°C atmospheric pressure, including wet gas, dry gas and residue gas remaining after the recovery of liquid hydrocarbons;

Oil

Petroleum or crude oil is a naturally occurring flammable liquid consisting of a complex mixture of hydrocarbons of various molecular weights and other liquid organic compounds that are found in geologic formations beneath the earth's surface. Crude oil includes all liquid hydrocarbons to be refined from natural gas (NGL), and semi-refined products.

Oil Exploration means the undertaking of activities, whether on land or water, for the purpose of discovering petroleum and includes geological, geophysical and geochemical surveys, and drilling of wells for the purpose of making a discovery and its appraisal; Petroleum (Exploration, Development and Act 3 Production) Act 2013

Oil Well

A hole drilled or dug in the earth from which petroleum flows or is pumped.

Appraisal oil Well

A well being drilled to define the extent of an already discovered oil or gas accumulation.

Exploration oil Well

A well being drilled with the object of discovering a new oil or gas accumulation or for the purposes of obtaining stratigraphical information which may assist in the discovery of a new oil or gas accumulation.

Stripper oil well

An oil well whose production has declined to less than ten barrels a day.

Production Well

A development well specifically for the extracting of reservoir fluids.

Suspended Well

A well in which all operations have been suspended before completion, with the intention of resuming operations at a later date.

Operator means a licensee or any other entity executing on behalf of one or several licensees, the day to day management of petroleum activities;

Petroleum commodities means produced petroleum which is marketable for sale, can be used as a feedstock for refining or conversion to petroleum products or direct consumption, including energy production;

Petroleum means—

- (a) any naturally occurring mixture of hydrocarbons, whether in a gaseous, liquid or solid state; or
- (b) any naturally occurring mixture of one or more hydrocarbons, whether in a gaseous, liquid or solid state and any other substances and includes any petroleum as defined by paragraphs (a), (b) or this paragraph that has been returned to a natural reservoir, but does not include coal, shale, or any substance that may be extracted from coal or shale;

Petroleum products means all products resulting from refining or conversion of petroleum commodities;

Production means all activities relating to recovering petroleum from a reservoir and preparing it for evacuation from the field;

Refining means the transformation of crude oil into finished or partly finished petroleum products using different processes of distillation, cracking and reforming or other methods of altering the molecular structure of the crude oil;

Reservoir means a naturally occurring accumulation of petroleum in a geological unit limited by rock characteristics, structural or stratigraphic boundaries, contact surface between petroleum and water in the formation, or a combination of these, so that all the petroleum comprised in the geological unit is in pressure communication through liquid or gas;

Spill means a release of petroleum commodities or petroleum products into the environment from or out of a facility;

STOIP or Stock Tank Oil Initially In Place means the total amount of crude oil present in a hydrocarbon reservoir before the commencement of any production. It is also known as Oil In Place (**OIP**) or Stock Tank Original Oil In Place (**STOOIP**).

Storage tank means a tank used or designed to be used for the storage of petroleum commodities or any one petroleum product of an aggregate capacity of 50,000 litres or more;

Suspended well means a well which has been completed with the intention of resuming operations at a later date;

Well means a borehole obtained by the perforation of the earth's surface using conventional drilling either in a vertical, inclined or horizontal configuration, and drilled with the aim of making a discovery, an appraisal or production of petroleum.

MINERALS DEVELOPMENT PROGRAMME

Goldsmith's License

A license authorizing manufacturing of any article from any precious mineral or from substance containing any precious mineral.

Holder of a mineral right

A person to whom a license is granted under the mining laws, and includes every person to whom that license is lawfully transferred or assigned.

Location License

A license for prospecting and mining operations which do not involve substantial expenditure and use of specialised technology. Currently "substantial expenditure" means expenditure in excess of ten million Uganda shillings necessary to bring a mine into production.

Mine

Any place, excavation or working area where operations connected with mining are carried out.

Mineral

An element or chemical compound that is normally crystalline or amorphous and that has been found as a result of geological processing. Minerals include: building and industrial minerals.

Building Mineral

Any rock, clay, gravel, laterite, murrum, sand, sandstone and slate, mined by a person from land owned or lawfully occupied for building, or mined by a person for his or her own use for road making, and includes any other minerals that may be declared as building minerals by the state.

Industrial Minerals

Minerals that are commercially mined by a person for use in Uganda or industrially processed into finished or semi-finished products, and includes such other minerals as the Government may from time to time declare by notice published in the Gazette, to be industrial minerals. Examples of such minerals are barite, rock, clay, dolomite, feldspar, granite, gravel, gypsum, laterite, limestone, mica, magnesite, marble, phosphate rock, sand, sandstone, slate and talc.

Mineral Dealer's License

A license authorizing buying and selling of minerals.

Mineral Deposit

A mass of naturally occurring mineral material of economic value.

Mineral Processing

Procedures, such as dry and wet crushing and grinding of ores or other products containing minerals to raise concentration of the substance mined.

Mineral Product

A substance derived from an ore by mining or processing.

Mineral Rent

Rent payable by an applicant upon being granted a mining lease, location license, retention license or exploration license per unit area and thereafter annually on the anniversary of the grant until termination of the mineral right concerned. While *total mineral rent* is the total amount of money payable annually by an applicant for, or the holder of, a mining lease, a location license retention license or an exploration license.

Mineral Right

It is the right of the owner to exploit mine and/or produce any or all of the minerals lying below the surface of the property.

Mining

It is the extraction of valuable minerals or other geological materials from the earth.

Mining Area

Land subject to a mining lease.

Precious Minerals

These include precious stones namely: agate, amber, amethyst, cat's eye, chrysolite, diamond, emerald, garnet, opal, sapphire, turquoise and all other substances of a nature similar to any of them; and precious metals, namely gold, silver, platinum, iridium, osmium, palladium, ruthenium, rhodium, or any other rare earth elements.

Prospect

The act of searching for minerals and mineral deposits, including any operations to test the mineral bearing qualities of any land or mining area.

Retention Area

Land subject to a retention license.

Retention License

A license applied for by a holder of an exploration license on grounds that identification of a mineral deposit within the exploration area is potentially of commercial significance and such mineral deposit cannot be developed immediately by reason of adverse market conditions, economic factors and other factors beyond their reasonable control, which are of temporary nature.

Royalty

An amount payable on the gross value of the minerals based on the prevailing market price of the minerals at such rates as prescribed in the Mining Regulations, 2004. Royalty is payable on minerals obtained in the course of prospecting, exploration, mining or mineral beneficiation operations.

EXECUTIVE SUMMARY

This abstract is divided into three chapters to capture statistics of the three Ministry programmes; Sustainable Energy Development, sustainable Development of Petroleum Resources and Mineral Development programmes.

Sustainable Energy Development Programme

Installed Electricity Generation capacity

The installed generation capacity of the country in 2020 amounted to 1,267.2MW (0.76% increase). This increase was due to Tororo Photovoltaic Power plant (10 MW), Timex Bukinda HPP (6.5 MW) and Bukasa off- grid with a solar hybrid installed capacity 0.1MW

Electricity Generation

In 2020, Electricity amounting to 4,417.15 GWh indicating a 0.95% increase from 4,369.83 GWh generated in 2019.

Electricity purchases, sales and losses by UETCL

Total electricity purchased by UETCL in 2020 amounted to 4,396 GWh, while sales amounted to 4,229 GWh and electricity losses amounted to 3.7% of total electricity acquired by UETCL.

Transmission route length

The 132 kV line recorded an increase of 6% from 1,944.9 km in 2019 to 2,057 km in 2020. This was due to new power lines, including; Lilo to Mukono (8.4km), Opuyo – Lira 1 (115.5 km) and Opuyo – Lira 2 (115.5km).

Electricity purchases, sales and losses by distribution companies

Total electricity purchases by distribution companies in 2020 amounted to 4,157.22 GWh, while electricity sales amounted to 3,269.09 GWh and losses in the distribution system amounted to 21.36% of total electricity purchased in 2020

Facilities in possession of radiation sources by end of 2020

A total of 437 facilities in possession of radiation sources were registered by end of 2020, out of which 374 (86%) were medical and 63 (14%) were Industrial/Research/Security.

Sustainable Development of Petroleum Resources Programme

Petroleum resources in the Albertine Graben as at December 2020

Similar to 2019, the current Stock Tank Oil Initially in Place (STOIIP) in the Albertine Graben is estimated at approximately 6.0 Billion barrels with recoverable resources of 1.36 billion barrels.

Estimates of prospective resources in the Albertine Graben

The estimated prospective resources from undrilled accumulations amounted to 6.7 billion barrels with recoverable resources amounting to 1.7 billion barrels.

Monthly Petroleum Imports

The Monthly imports of petroleum products for 2020 averaged at 939.530 million litres, 45.871million litres, 992.230 million litres and 69.608 million litres for petrol, kerosene, diesel and jet A1 respectively

Monthly import bill and Government revenue 2020

The country's import bill in 2020 amounted to UGX. 7,943 billion, while the Government revenue collected from importation of petroleum products amounted to UGX. 1,915 billion.

Total consumption of petroleum products

The total consumption of petroleum products in 2020 was 2,066 billion litres. Petrol was the most consumed product with amount 0.940 billion litres and mostly used by road transport.

Prices of petroleum products

Petrol registered the highest prices in 2020 averaging at shs 3,740 per litre, followed by Gas Oil at shs 3,378 per litre and finally Kerosene at shs 3,357 per litre.

Mineral Development Programme

Quarterly Mineral Production in Tonnes (2020)

Total mineral production in 2020 amounted to 1.8 million tonnes, valued at UGX 134.02 billion, indicating a 26% decline compared to 2.27 million tonnes produced in 2019.

Pozollana was the most produced mineral amounting to 1 million tonnes (58%), followed by Limestone amounting to 687,027 tonnes (38%).

Non Tax Revenue collected in 2020

The total Non Tax Revenue collected in 2020 amounted to UGX. 11.85 billion, indicating a 10% decline compared to UGX. 13.038 billion collected in 2019.

Mineral Licensing

The year 2020 registered a total of 775 active licenses, of which exploration licenses contributed the highest number (46%).

CHAPTER ONE

1 SUSTAINABLE ENERGY DEVELOPMENT PROGRAMME STATISTICS

This section provides statistics on energy generation, transmission, distribution, atomic energy and new and renewable energy.

1.1 2020 Uganda Energy Balance Summaries

The energy balance shows the country's energy inflows, transformations as well as outflows. Below are the summaries of the 2020 Uganda Energy Balance. Details can be found in appendix 1.1.

Table 1.1 Specific indicators

Indicator	Amount
2020 population projection (UBOS, 2015 – 2030)	41,583,600
Total energy consumption per capita (kgOE/a)	443.9
Total electricity consumption per capita (kWh/a)	78.62
GDP at market prices in UGX (UBOS GDP at market prices, 2020)	143,904,487,332,693
GDP at market prices in USD (1 UGX=3,754; UBOS, 2020/21)	35,156,547,383
Total Energy consumption per GDP (kgOE/\$1,000 GDP)	525.0
Energy Intensity measured in terms of TPES and GDP (kgOE/\$1,000 GDP or toe/\$1m GDP)	673.3

Source: 2020 Uganda Energy Balance

Table 1.2 Primary Energy supply

Category	%
Oil products	7.4
Hydro, solar, Electricity (net exports)	1.4
Biofuels & waste	91.1
Total	100.0

Source: 2020 Uganda Energy Balance

Table 1.3 Final Energy consumption

Category	%
Oil products	9.5
Electricity	1.5
Biofuels & waste	89.0
Total	100.0

Source: 2020 Uganda Energy Balance

Details of the Uganda Energy balance 2020 can be found in appendix annex 1.1

1.2 GENERATION

1.2.1 Installed Electricity Generation Capacity in 2020

The installed generation capacity of the country in 2020 was 1,278.66 MW, indicating a slight increase of 1.67% from 1,257.67MW recorded in 2019. This increase is attributed to the commissioning of Tororo Photovoltaic Power plant (10 MW), Timex Bukinda HPP (6.5 MW) and Nyamasagani 2 (6 MW). In addition, Bukasa off- grid in Kalangala district with a solar hybrid installed capacity 0.1MW achieved commercial date of operation in the 2nd quarter of 2020. It should also be noted that Swam Hydro (0.04 MW) and Kisiizi Hydro plant (0.36 MW) were became non operational in the year 2020

Table 1.4 Installed Electricity Generation capacity in Uganda (2020)

GENERATOR	OPERATOR	TECHNOLOGY	INSTALLED CAPACITY (MW)	LICENSED CAPACITY (MW)
Hydros			1020.05	1015.35
Bujagali Hydro Power Plant	Bujagali Electricity Company Limited (BEL)	Hydro	250.00	250.00
Nalubaale and Kiira HPPs	Eskom (U) Limited	Hydro	380.00	380.00
Isimba HPP	Uganda Electricity Generation Company Limited	Hydro	183.00	183.00
Achwa 2	Arpe Limited	Hydro	44.10	41.00
Mpanga	Africa Energy Management System, Mpanga	Hydro	18.00	18.00
Bugoye(Mobuku II)	Bugoye Hydro Limited*****	Hydro	14.40	13.00
Kabalega (Buseruka)	Hydromax Limited	Hydro	9.00	9.00
Ishasha	Eco-Power Limited	Hydro	6.60	6.40
Mobuku I	Kilembe Mines Ltd****	Hydro	5.00	5.00
Mobuku III	Kasese Cobalt Company Limited	Hydro	9.90	9.90
Muvumbe	Muvumbe Hydro (U) Ltd	Hydro	6.50	6.50
Siiti 1	Elgon Hydro Siti (PVT) Limited	Hydro	5.00	5.00
Rwimi	Rwimi EP Company Limited	Hydro	5.54	5.54
Nyamwamba	Africa EMS Nyamwamba Limited	Hydro	9.20	9.20
Lubilia	Lubilia Kawembe Hydro Ltd	Hydro	5.40	5.40
Nkusi	PA Technical	Hydro	9.60	9.60
Mahoma	Mahoma Uganda Limited	Hydro	2.70	2.70
Waki	Hydromax Nkusi Ltd	Hydro	4.80	4.80
Sindila (Butama)	Butama Hydro-Electricity Company Ltd	Hydro	5.25	5.25
Ziba/Kyambura		Hydro	7.60	7.60
Siti 2		Hydro	16.50	16.50
Ndugutu		Hydro	5.90	5.90
Timex Bukinda		Hydro	6.50	6.50
Nyamasagani 2		Hydro	6.00	6.00
Nyagak**	West-Nile Rural Electricity Company	Hydro	3.50	3.50
Bwindi*****	Bwindi Community Micro Hydro Power Ltd	Small Hydro	0.06	0.06

Co-generation			96.20	96.20
Kakira	Kakira Sugar Limited	Co-generation	51.10	51.10
Kinyara	Kinyara Sugar Works Limited	Co-generation	14.50	14.50
SAIL	Sugar & Allied Uganda Ltd	Co-generation	11.90	11.90
SCOUL	SCOUL	Co-generation	9.50	9.50
Mayuge	Mayuge Sugar Ltd	Co-generation	9.20	9.20
Thermals			100.00	100.00
Namanve***	Jacobsen (U) Limited	Thermal	50.00	50.00
Electromaxx***	Electro-Maxx (U) Limited	Thermal	50.00	50.00
solar			60.33	60.33
Absolute-Kitobo*****	Absolute Energy Africa Limited (AEAL)	Solar	0.23	0.23
Bukasa Island Offgrid	Offgrid	Solar Hybrid	0.10	0.10
Access Solar	Access Uganda Solar Ltd	Solar PV	10.00	10.00
Tororo Solar North	Tororo Solar North Ltd	Solar PV	10.00	10.00
Kabulasoke Solar	MSS Xsabo Power Limited	Solar PV	20.00	20.00
Mayuge Solar	Emerging Power U Ltd	Solar PV	10.00	10.00
Tororo PV Power Project	Tororo PV Power Co. Ltd	Solar PV	10.00	10.00
Biomass			0.04	0.04
Pamoja-Tiribogo*****	Pamoja Energy Ltd	Biomass	0.03	0.03
Pamoja-Ssekanyonyi***	Pamoja Energy Ltd	Biomass	0.01	0.01
Hybrid			2.04	2.04
Kalangala Infrastructure Services	Kalangala Infrastructure Services	Hybrid	1.60	1.60
Kisiizi Hospital Power*****	Kisiizi Hospital Power	Hybrid	0.44	0.44
Total			1278.66	1273.97

Source: ERA ESI database and individual companies

Similar to last year, Hydros contributed the largest capacity of up to 80% of the total installed capacity of the country.

These were followed by Thermals (7.8%), Co-generation at 7.5%, solar (4.7%) and lastly Hybrid and biomass at 0.2%, as shown in Fig 1.1 below;

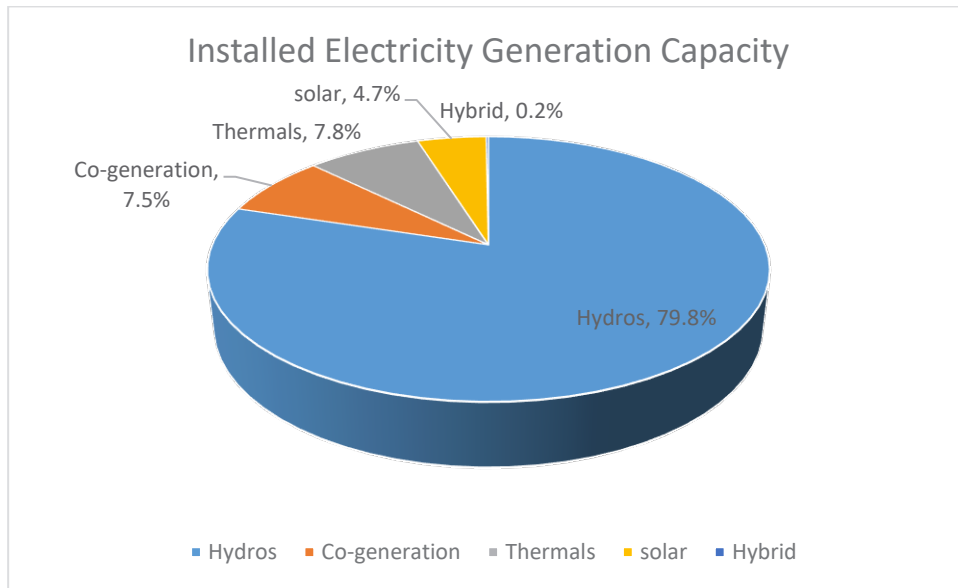


Figure 1.1 Installed Electricity generation capacity

Table 1.5 Annual Installed Electricity Generation Capacity (2016 – 2020)

Year	Installed capacity	% change
2016	947	
2017	974.84	-0.09%
2018	984	1.03%
2019	1257.67	27.81%
2020	1267.243	0.76%

The year 2020 recorded the highest installed generation capacity within the five year period. The period 2018 to 2019 however had the highest increase of up to 27.81%. This was due to commissioning of new generation plants including Isimba (183 MW), Sindila (5.25 MW), Siti II (16.5 MW), among others as shown in figure 1.2 below;

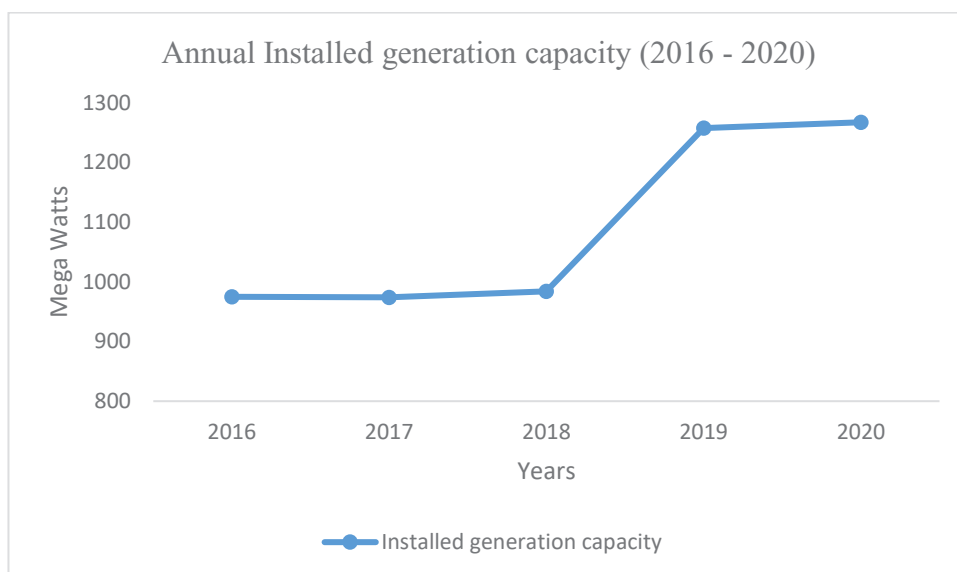


Figure 1.2 Installed Capacity (2016 – 2020)

1.2.2 Electricity Generation and Sales to UETCL in 2020

Electricity amounting to 4,417.15 GWh was generated in the country in 2020, indicating a 0.95% increase from 4,369.83 GWh generated in 2019. Hydros generated the most electricity amounting to 92% of the total electricity generated, followed by Co-generation plants (4%), solar plants (2%) and lastly Thermal plants at 1%.

Table 1.6 Electricity Generation and sales to UETCL in 2020

Utility	Electricity Generated (GWh)	% of electricity generated	Electricity Sold to UETCL (GWh)
Hydros	4,081.08	92%	4,041.25
Thermal	58.14	1%	57.26
Co-generation	188.28	4%	188.28
Solar	89.65	2%	87.46
Total	4,417.15		4,374.25

Source: ERA ESI database

1.3 ELECTRICITY TRANSMISSION

1.3.1 Electricity Transmission Purchases (2020)

Total electricity purchased by UETCL in 2020 amounted to 4,396 GWh, indicating a 0.27% increase from 4,384 GWh in 2019. The month of December recorded the highest purchases throughout the year, amounting to 394.5GWh while April had the lowest purchases amounting to 292.3 GWh.

Table 1.7 Transmission Power Purchases and sales in GWh (2020)

MONTH	PURCHASES (MWH)	SALES (MWH)	LOSSES (MWh)	% loss
JAN	390,782	374,569	16,213	4.15%
FEB	367,528	353,943	13,586	3.70%
MAR	374,712	361,730	12,983	3.46%
APR	292,254	280,953	11,301	3.87%
MAY	335,119	322,009	13,109	3.91%
JUN	346,036	334,227	11,810	3.41%
JUL	373,062	359,650	13,412	3.60%
AUG	382,571	363,912	18,659	4.88%
SEP	374,305	362,366	11,940	3.19%
OCT	392,189	377,161	15,028	3.83%
NOV	372,902	359,903	12,998	3.49%
DEC	394,527	378,766	15,761	3.99%
TOTAL	4,395,988	4,229,189	160,051	3.65%

SOURCE: UETCL database

1.3.2 Electricity Transmission Sales in GWh (2020)

UETCL sales for the year 2020 amounted to 4,229 GWh indicating a very slight increase from 4,228 GWh sold in 2019. Similar to the purchases, December recorded the highest sales throughout the year.

1.3.3 Transmission System Losses

Electricity losses in 2020 amounted to 3.7% of total electricity acquired by UETCL, showing a slight increase from 3.6% registered in 2019.

1.3.4 Annual Transmission Purchases and Sales in GWh (2016- 2020)

UETCL Purchases and sales increased gradually throughout the five year period, with 2020 recording the highest figure. The years 2016 and 2017 recorded the highest losses of 3.9% while 2019 had the lowest losses of 3.6%. The details are as shown in Table 1.5;

Table 1.8 Annual Electricity Transmission Purchases and sales (GWh)

Years	PURCHASES (MWH)	SALES (MWH)	Losses	% Losses
2016	3,531	3,392	139	3.9
2017	3,867	3,716	151	3.9
2018	4,079	3,925	154	3.8
2019	4,384	4,228	156	3.6
2020	4,396	4,229	167	3.7

Source: ERA ESI database

Figure 1.3 below shows a graphical representation of the purchases, sales and losses within the five year period.

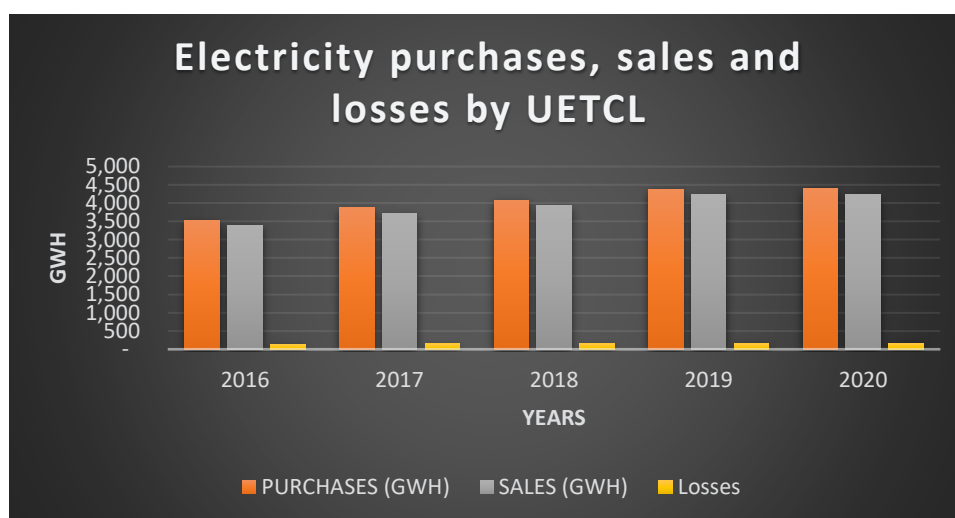


Figure 1.3 Electricity purchases, sales and losses by UETCL

1.3.5 Electricity Transmission Domestic Sales and Exports (2020)

Out of the total electricity transmission sales, 95% (4006.97 GWh) was sold to domestic companies, while 5% (222 GWh) was exported as shown in Table 1.6 below;

Table 1.9 Domestic sales and exports of UETCL in 2020

MONTH	DOMESTIC SALES	EXPORTS	Total
JAN	356.93	17.64	374.57
FEB	337.16	16.78	353.94
MAR	344.66	17.07	361.73
APR	266.12	14.84	280.95
MAY	305.93	16.08	322.01
JUN	315.71	18.52	334.23
JUL	338.64	21.01	359.65
AUG	342.00	21.91	363.91
SEP	340.82	21.54	362.37
OCT	357.16	20.00	377.16
NOV	342.28	17.62	359.90
DEC	359.55	19.21	378.77
TOTAL	4006.97	222.22	4229.19

Source: UETCL

1.3.6 Transmission Route Length

Similar to 2019, no new 66 kV and 220 kV lines were added onto the transmission network. The 132 kV line recorded an increase of 6% from 1,944.9 km in 2019 to 2,057 km in 2020. This increase was due to commissioning of sections of new power lines, including; Lilo to Mukono (8.4km), Opuyo – Lira 1 (115.5 km) and Opuyo – Lira 2 (115.5km).

Table 1.10 Annual Transmission route length (2016 – 2020)

Line Voltage	2016	2017	2018	2019	2020
66 kV lines	35	35	35	35	35.0
132 kV lines	1,442	1,442.0	1,525.7	1,944.9	2,057.3
220 kV lines	150	150	1,008	1,008	1,008.0
132 kV Underground cable	-	0.6	0.9	0.9	

1.3.7 UETCL Employees in 2020

UETCL employees in the year 2020 amounted to 500, of which 68.6% (343) were male and 31.4% (157) were female as shown in the table 1.8 below;

Table 1.11 UETCL employees by gender disaggregation in 2020

SEX	NUMBER	%
Female	157	31.4%
Male	343	68.6%
TOTAL	500	100.0%

1.4.1 Electricity Purchases by Distribution Companies

Total electricity purchases by distribution companies in 2020 amounted to 3,981.94 GWh, indicating a 2.1% increase from 3,899.15 GWh in 2019.

Table 1.12 Annual Electricity purchases, sales and losses by distribution companies in GWh

Year	Purchases (GWh)	Sales (GWh)	Losses	% Losses
2016	3,243.43	2,617.60	625.83	17.36%
2017	3,406.89	2,815.35	591.54	17.23%
2018	3,685.22	3,050.08	635.14	17.25%
2019	3,899.15	3,226.73	672.42	19.55%
2020	3,981.94	3,269.09	712.85	21.36%

Source: ERA ESI Database

1.4.2 Electricity Sales by Distribution Companies in Gwh (2020)

Electricity sales of distribution companies for the year 2020 amounted to 3,269.09 GWh indicating a 1.3% increase from 3,226.73 GWh sold in 2019.

1.4.3 Electricity Distribution Losses

Electricity losses in the distribution system increased by 6% from 672.42GWh in 2019 to 712.85 GWh in 2020.

Figure 1.4 below is a graphical representation of purchases, sales and losses of distribution companies from 2016 to 2020.

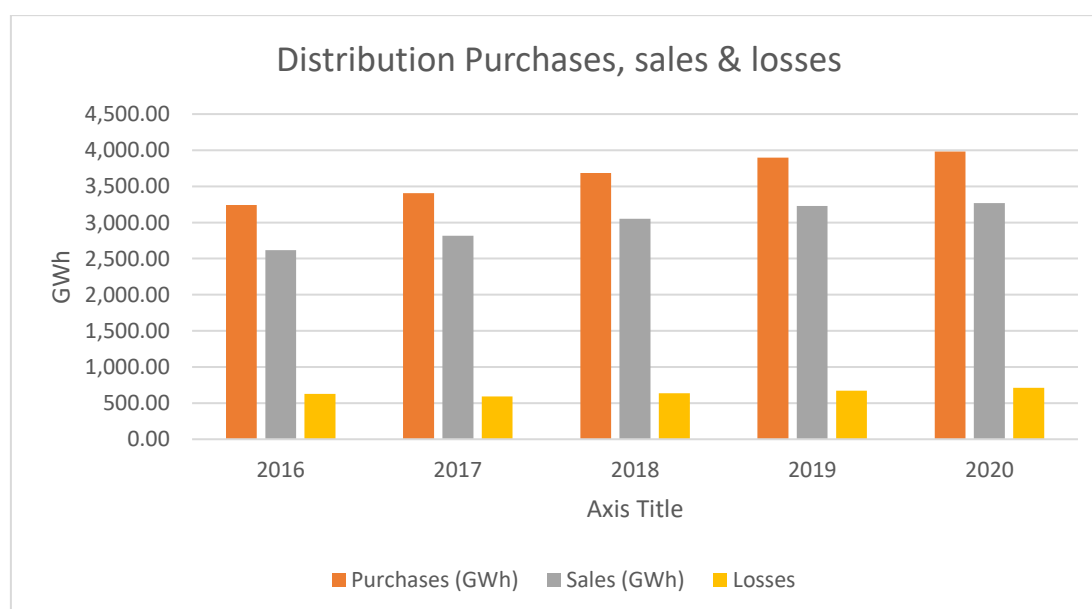


Figure 1.5 Distribution purchases, sales and losses

1.4.4 UMEME Electricity Purchases

Umeme electricity purchases for the year 2020 totaled to 3,862.90 GWh indicating a 1.5% increase from 3,803.15 GWh in 2019. A five year analysis of 2016 – 2020 shows a gradual increase throughout the years with 2020 recording the highest figure of Umeme electricity purchases.

Table 1.13 Umeme Uganda Limited Purchases in GWh (2016 – 2020)

Year	Peak	Shoulder	Off-Peak	Total
2016	889.26	1,617.40	663.68	3,172.66
2017	910.84	1,697.99	726.92	3,332.37
2018	963.77	1,870.10	767.25	3,601.13
2019	1,000.75	1,989.64	812.76	3,803.15
2020	1,019.89	2,041.62	801.39	3,862.90

Source: ERA ESI Database

1.4.5 UMEME Sales

Umeme sales for the year 2020 amounted to 3,200.78 GWh, indicating a 1.2% increase from 3,163.04 GWh in 2019. A five year analysis of the years 2016 – 2020 shows a gradual increase throughout the years with 2020 recording the highest sales.

Umeme Sales in GWh (2016 – 2020)

Extra-large industries were the biggest customers of Umeme sales with a share of 28.1% of the total sales, followed by large industries (25.4%), Domestic customers (21.8%), medium industries (14.2%), commercial customers (10.5%) and lastly street lights at 0.1% as shown in table 1.11 below;

Table 1.14 Umeme Sales in GWh (2016 – 2020)

Year	Domestic	Commercial	Medium Industries	Large Industries	Extra Large	Street Lights	Total
2016	584.68	323.05	422.13	1,238.76	-	1.61	2,567.17
2017	620.55	341.37	434.04	717.96	647.08	1.59	2,762.59
2018	640.44	366.88	477.23	793.15	732.23	1.07	3,011.00
2019	666.43	365.08	500.07	889.79	759.32	1.29	3,163.04
2020	697.56	335.76	454.52	812.94	898.35	1.63	3,200.78

Source: ERA ESI Database

1.4.6 Umeme Uganda Customers

The total number of on grid Umeme customers in 2020 totaled to 1.51 million of which domestic customers held the highest share of up to 94% of the total customers, followed by commercial customers at 5.74%, Medium Industries (0.19%), large industries (0.04%), street lights (0.01%) and lastly Extra-large industries at 0.003%.

Table 1.15 Umeme Uganda Limited customers in 2020

Period	UMEME UGANDA LIMITED CUSTOMERS						
	Domestic	Commercial	Medium Industrial	Large Industries	Extra Large	Street Lights	Total
Q4	1,416,818	86,429	2,845	578	49	201	1,506,920
Q3	1,420,464	87,703	2,819	568	49	210	1,511,813
Q2	1,412,521	87,220	2,775	555	49	224	1,503,344
Q1	1,416,289	87,114	2,758	547	49	230	1,506,987

Source: ERA ESI Database

1.4.7 Umeme Power Distribution Tariffs

The annual average power distribution tariffs for Umeme for the year 2020 were UGX. 751.1(Domestic), UGX. 646.6 (Commercial), UGX. 572 (Medium Industrial), 361.4 (Large Industrial), 301.8 (Extra Large), 370 (Street lighting) as detailed in Table 1.13 below;

Table 1.16 Umeme Power Distribution Tariffs (2016 – 2020)

Year	Quarter	Domestic	Commercial	Medium Industrial	Large Industrial	Extra Large	Street Lights
2020	Q4	750.9	645.6	570.9	361	301.7	370
2020	Q3	750.9	645.6	570.9	361	301.7	370
2020	Q2	750.9	645.6	570.9	361	301.7	370
2020	Q1	751.7	649.4	575.2	362.4	302.2	370
2019	Q4	752.5	666.1	595.6	364	302.6	370.4
2019	Q3	755.1	669.5	599.2	365.7	304.7	371.4
2019	Q2	760.2	675.4	604.7	371.2	307.9	742.8
2019	Q1	769	684.8	613.2	377.7	311.9	751.1
2018	Q4	769.5	686.1	614.4	382.0	312.5	752.2
2018	Q3	771.1	687.0	615.3	383.8	314.1	752.8
2018	Q2	718.5	647.6	591.5	374.4	369.5	701.5
2018	Q1	718.9	648.3	592.5	375.5	371.1	701.9
2017	Q4	685.6	619.1	568.0	368.1	364.6	669.5
2017	Q3	686.0	619.6	568.8	369.0	365.8	670.0
2017	Q2	687.1	620.9	569.7	370.2	366.9	671.2
2017	Q1	696.9	629.0	577.8	376.3	372.8	679.7
2016	Q4	623.6	565.1	523.0	347.1		606.2
2016	Q3	626.0	566.9	524.7	349.5		608.0
2016	Q2	640.2	578.3	536.2	361.1		619.5
2016	Q1	651.0	587.0	544.9	369.4		628.4

Source: ERA ESI database 2020

A five year analysis of the above shows a gradual increase in the yearly average tariffs for all customers other than street lighting. Domestic customers had the highest tariffs throughout the period, followed by commercial customers, medium Industries, large industries and lastly extra-large industries. Street lighting however recorded a decline of up to 97% from the year 2018 to 2020. This decline was due to a deliberate decision by the Government to light municipalities. These trends are as shown in figure 1.5 below;

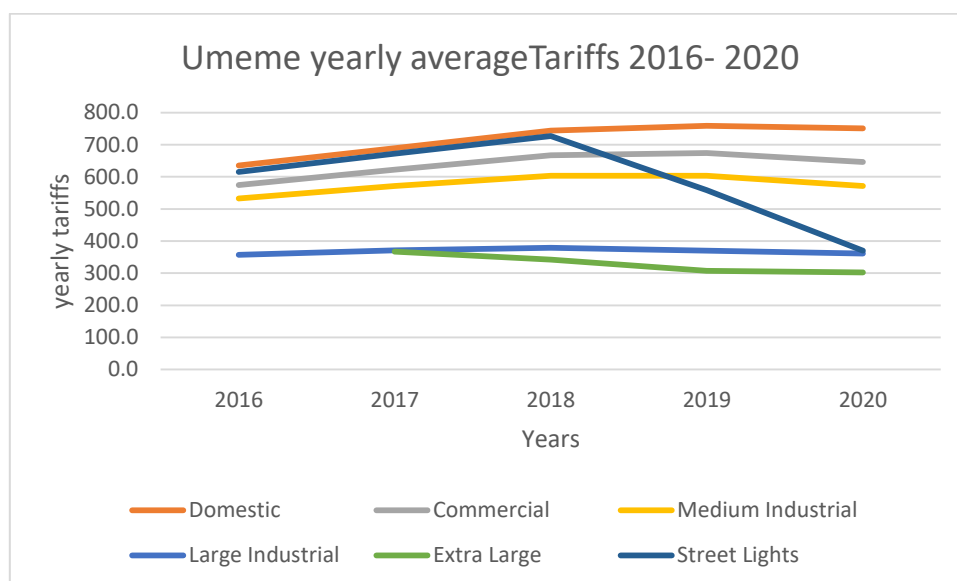


Figure 1.6: Umeme yearly average tariffs (2016 – 2020)

1.5 ATOMIC ENERGY COUNCIL

1.5.1 Regulatory Inspections conducted during 2020

A total of 220 inspections were conducted in the sites across the country. Of these, 135 (61%) were conducted in the medical facilities, 08 (4%) conducted in the industrial facilities, 04 (2%) were environmental radiological monitoring special inspections conducted and 73 (33%) were non-ionizing radiation special inspections conducted. Generally, the highest number of inspections were done in the western region with 84 (38%) inspections and least done in the Northern regions where only 17 (8%) inspections as shown in table below.

Table 1.17 Regulatory inspections conducted during 2020

Region	Medical/Industrial /Research inspections		Environmental Radiological monitoring special inspections	Non-ionizing radiation special inspections	Total
	Medical	Industrial/Research			
Central	38	5	-	-	43
Eastern	39	2	02	33	76
Northern	17	-	-	-	17
Western	41	1	02	40	84
Total	135	8	04	73	220

1.5.2 Licenses and Permits Issued in 2020

AEC issued 303 licenses and permits to compliant facilities. Of these, 220 (73%) were licenses to possess and use radiation sources whereas 83 (27%) were permits transfer, transport, import, export and sell radiation sources, as shown in table below

Table 1.18 Licenses and permits issued in 2020

Authorization type				
A.	Licenses (Possess & Use)		220	
B.	Permits		83	
	i.	Transfer		04
	ii.	Transport		15
	ii.	Import		49
	v.	Export		02
v.	Sell	06		
Total			303	

See Annex 1.18 for detailed list of licenses and permits issued

1.5.3 Facilities in Possession of Radiation Sources by end of 2020

A total of 437 facilities in possession of radiation sources were registered by end of 2020, out of which 374 (86%) were medical and 63 (14%) were Industrial/Research/Security. The table below clearly presents it. The central region had the highest number of facilities worth 238 (54%) in possession of radiation sources as shown in the table 1.19.

Table 1.19 Facilities in possession of radiation sources by end 2020

Region	Type of practice		Total
	Medical	Industrial/Research/Security	
Central	185	53	238
Eastern	58	06	64
Northern	56	02	58
Western	75	02	77
Total	374	63	437

See annex 1.19 for registered active facilities

1.5.4 Enforcements Carried out in 2020

A total of 74 enforcements were carried out of which 73 were carried out in medical facilities while only 1 enforcement was carried out in the industrial facility and only done in the central region.

Table 1.20 Enforcements carried out in 2020

Region	Type of practice		Total
	Medical	Industrial	
Central	23	01	24
Eastern	17	-	17
Northern	17	-	17
Western	16	-	16
Total	73	01	74

See Annex 1.20 for list of enforced facilities

CHAPTER TWO

2 SUSTAINABLE DEVELOPMENT OF PETROLEUM RESOURCES PROGRAMME STATISTICS

This section provides statistics on Petroleum resources, petroleum supplies including imports as well as sales of petroleum products. These depict the country's oil and gas status, including investments in the oil and gas sector as well as its prospects.

2.1 PETROLEUM EXPLORATION DEVELOPMENT AND PRODUCTION

2.1.1 Petroleum Resources in the Albertine Graben as at December 2020

The current Stock Tank Oil Initially in Place (STOIP) in the Albertine Graben is estimated at approximately 6.0 Billion barrels with recoverable resources of 1.36 billion barrels. As there was no new well drilling, the STOIP remained unchanged.

Table 2.1 Petroleum resources in the Albertine Graben (December 2020)

Field/Discovery	STOIP (MMbbl)	Unrisked Recoverable Resources (MMbbl)
Field		
Kingfisher	570	203
Mputa	104	26
Nzizi	32	2
Waraga	96	24
Kigogole	466	81
Nsoga	416	81
Ngara	16	3
Ngege	317	9
Kasamene	156	65
Wahrindi	28	5
Jobi-Rii	1698	342
Ngiri	708	267
Gunya	446	183
Jobi East	698	50
Mpyo	179	14
Lyec	14	0
Sub-Total	5,944	1,355
Discovery		
Ngassa	47	9
Taitai	6	0
Karuka	0	0
Turaco	0	0
Sub-Total	53	9
GRAND TOTAL	5,997	1,364

2.1.2 Estimates of Prospective Resources in the Albertine Graben

The estimated prospective resources from undrilled accumulations are summarized in the table 2.2 below;

Table 2.2 Estimates of prospective resources in the Albertine Graben

No	Basin	Prospect	Area (Sq. Km)	STOIIP (MMbbl)	Recoverable Resources (MMbbl)
				Best Estimate	Best Estimate
1	Rhino Camp	Mvule	10.7	88	13.2
2		Iti	5.97	45	6.8
3		Avivi	3.3	35	5.3
4		Sambia	6.3	40	6
5	Pakwach	Riwu	32.4	57	8.6
6		Raa	13.5	55	8.3
7		Til	17.6	210	31.5
8		Ondyek	8.4	53	10.6
9		Alwala	2.5	11	2.2
10		Mparaki	2.3	24	4.8
11		Okuma	12.3	59	11.8
12		Omuka	7	71	14.2
13		Pura	25.9	24	4.8
14		Bbegeri	4.9	85	17
15	Northern Lake Albert	Awaka	21	26	5.2
16		Karakogere	5	25	5
17		Ntera	10	76	15.2
18		Kasuruban	14.7	25	5
19		Mtonta	4.5	10	2
20		Lanya	5.8	17	3.4
21	Southern Lake Albert	Kisinja	75.6	550	165
22		Pelican	41	1077	323
23		Kanywataba	25.7	208	41.6
24		Kingfisher-West	76	1240	396.8
25		Crane	44	670	202
26		Ngambwa	2	3	0.6
27		Prospect B	26	380	114
28		Prospect C	7.5	140	42
29	Semliki	Saddle Bill	12	763	114.5
30		Turaco	11.5	464	74.2
31		Ibis	2	37	7.4
32		Squacco	1.5	28	5.6
33		Coucal	20.6	38.6	8.5
34		Cuckoo	2	19	3.8
35	Northern Lake Edward	Nkobe	3	9	2
36	Southern Lake Edward	Ngaji	40	68	15
37		Mpundu	20	37	8.1
TOTAL			624.47	6767.6	1705

2.1.3 Gas Resources

Of the 21 discoveries in the Albertine Graben, 13 encountered gas and these include Turaco, Jobi-Rii, Ngiri, Ngege, Nzizi, Kasamene, Wahrindi, Jobi East, Nsoga, Gunya, Taitai, Kigogole, and Ngassa. Although most gas exists as non-associated (Table 2.3), there have also been estimates for associated gas based (Table 2.4) on the gas-oil ration estimated for each discovery.

Table 2.3 Non associated gas volumes

Field/Discovery	GIIP-Free Bcf	Recovery Factor	REC-Free Bcf	GIIP-Boe MMbbl	REC-Boe MMbbl
Field					
Nzizi	14.6	55	8	2.6	1.4
Kigogole	0.2	80	0.1	0	0
Nsoga	2.6	60	1.6	0.5	0.3
Ngege	2.8	61	1.7	0.5	0.3
Kasamene	7.6	85	6.5	1.4	1.2
Ngassa	0.9	80	0.7	0.2	0.1
Turaco	342	80	273	61.6	49.1
Jobi-Rii	32	75	24	5.8	4.3
Ngiri	16	68	10.9	2.9	2
Gunya	1.9	63	1.2	0.3	0.2
Discovery					
Taitai	1.3	80	1	0.2	0.2
TOTAL	421.9		328.7	76	59.1

Table 2.4 Associated gas volumes

Field/Discovery	STOIIP (MMbbl)	Recoverable (MMbbl)	GOR (SCF/STB)	Gas (Bcf)	Gas (Mboe)
Field					
Kingfisher	570.4	186	263	48.9	8.8
Mputa	104	22.4	153	3.4	0.6
Nzizi	31.5	1.5	132	0.2	0
Waraga	96	23	208	4.8	0.9
Kigogole	466	81.1	103	8.4	1.5
Nsoga	416	81.1	120	9.7	1.8
Ngara	16	2.6	150	0.4	0.1
Ngege	317	8.7	94	0.8	0.1
Kasamene	156	57.3	310	17.8	3.2
Wahrindi	28	4.8	300	1.4	0.3
Jobi-Rii	1,698	326	115	37.5	6.7
Ngiri	708	235	290	68.2	12.3
Gunya	446	158	125	19.8	3.6
Jobi-East	698	68.3	60	4.1	0.7
Mpyo	179	14.3	68	1	0.2
Lyec	14	0.4	58	0	0

Discovery					
Ngassa	46.8	9.4	96	0.9	0.2
Taitai	6	0.5	133	0.1	0
Karuka	0.3	0.1	58	0	0
TOTAL	5997	1280.5		227.4	40.9

2.2 PETROLEUM SUPPLIES AND DISTRIBUTION (DOWNSTREAM)

This section covers statistics on petroleum supplies, prices, imports, revenue and market shares of petroleum dealers.

2.2.1 Petroleum Imports

The Monthly imports of petroleum products for 2020 averaged at 939.530 million litres, 45.871million litres, 992.230 million litres and 69.608 million litres for petrol, kerosene, diesel and jet A1 respectively (*see table 2.5*). Diesel was the highest imported petroleum product standing at 992,229,532 litres and kerosene the lowest imported product standing at 45,871,200 litres.

Table 2.5 Monthly Imports of petroleum products in litres

	PMS	BIK	AGO	JET A1
Jan-20	101,357,713	4,220,464	93,214,588	9,505,266
Feb-20	87,688,185	2,953,679	96,479,049	7,860,000
Mar-20	83,878,813	4,782,169	82,973,719	10,564,363
Apr-20	34,806,342	3,540,178	51,447,450	3,406,663
May-20	19,221,294	1,484,567	42,108,190	845,991
Jun-20	63,586,908	3,971,844	65,628,139	1,758,583
Jul-20	95,298,819	4,490,510	102,812,356	5,255,000
Aug-20	85,989,147	5,671,331	92,445,199	4,485,899
Sep-20	84,554,996	3,637,577	72,266,061	5,038,750
Oct-20	93,407,239	3,325,539	110,404,824	5,362,996
Nov-20	88,490,867	4,577,253	90,836,127	8,027,511
Dec-20	101,248,718	3,216,089	91,613,830	7,496,688
TOTAL	939,529,043	45,871,200	992,229,532	69,607,710
Average	78,294,087	3,822,600	82,685,794.3	5,800,642.5
Minimum	19,221,294	1,484,567	42,108,190	845,991
Maximum	101,357,713	5,671,331	110,404,824	10,564,363

Source: Petroleum Supplies Department

The import volumes for Petrol and Diesel oscillated between 20 million and 100 million per month. Kerosene and Jet A1 had the least variations, ranging between 1 million to 5 million and 1 million to 10 million respectively.

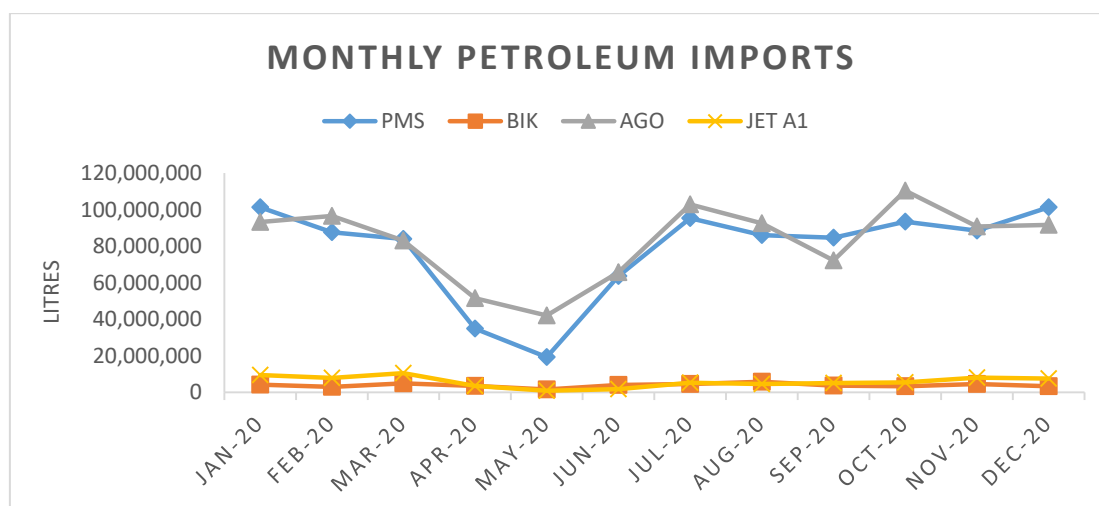


Figure 2.1 Monthly petroleum imports in 2020

The figure 2.1 shows that Uganda's imports sharply declined in April and May 2020 mainly due to COVID 19 outbreak, that triggered boarder lockdown and affected trade amongst the East African Community. In July 2020 an increase in imports was registered this was due to improvement in economic activity, attributed to the easing of the lockdown measures and reopening of public transport.

2.2.2 Annual Petroleum Imports

Between 2018 and 2019, Annual Petroleum Imports for Petrol and Diesel rose by 8% and 5% respectively. Though the imports of the two petroleum products maintained a rising trend from 2016 to 2019, between 2019 and 2020 a decrease by 7% and 4% was realized in the imports for Petrol and Diesel respectively as illustrated in the table below.

The imports of petroleum products in 2019 had increased by 5.6% per cent from 2.1 billion in 2018 to 2.2 billion in 2019. A total of 2.0 billion litres of selected petroleum products were imported representing a 7.8 % decline.

Generally, the drop in imports indicating a massive decline in economic activities due to the effect of Covid-19 and related disruptions

Table 2.6 Annual Petroleum Imports

Year	Petrol	Kerosene	Diesel	Jet A1	Total
2016	818,005,054	59,717,862	870,726,698	120,902	1,748,570,516
Annual change (%)	9	-5	9	4	
2017	894,072,306	56,526,813	945,083,916	125,962	1,895,808,997
Annual change (%)	4	2	4	105899.1	
2018	930,541,768	57,658,460	982,220,283	133,518,534	2,103,939,045
Annual change (%)	8	-7	5	-2	
2019	1,006,824,202	53,466,003	1,030,057,910	131,099,506	2,221,447,621
Annual change (%)	-7	-14	-4	-45	
2020	939,529,043	45,871,200	992,229,532	69,607,710	2,047,237,485

Source: Petroleum Supplies Department

The figure 2.6 above shows a generally constant import trend for kerosene while both petrol and diesel had increasing trends from 2016 to 2019 and a slight fall from 2019 to 2020. Kerosene and Jet A1 were stable between 2016 and 2017 but a fluctuation in Jet A1 was realized from 2017 to 2020.

The graph indicates that there was a fall in the imports especially Petrol in 2020 and this was attributed to the COVID 19 pandemic outbreak.

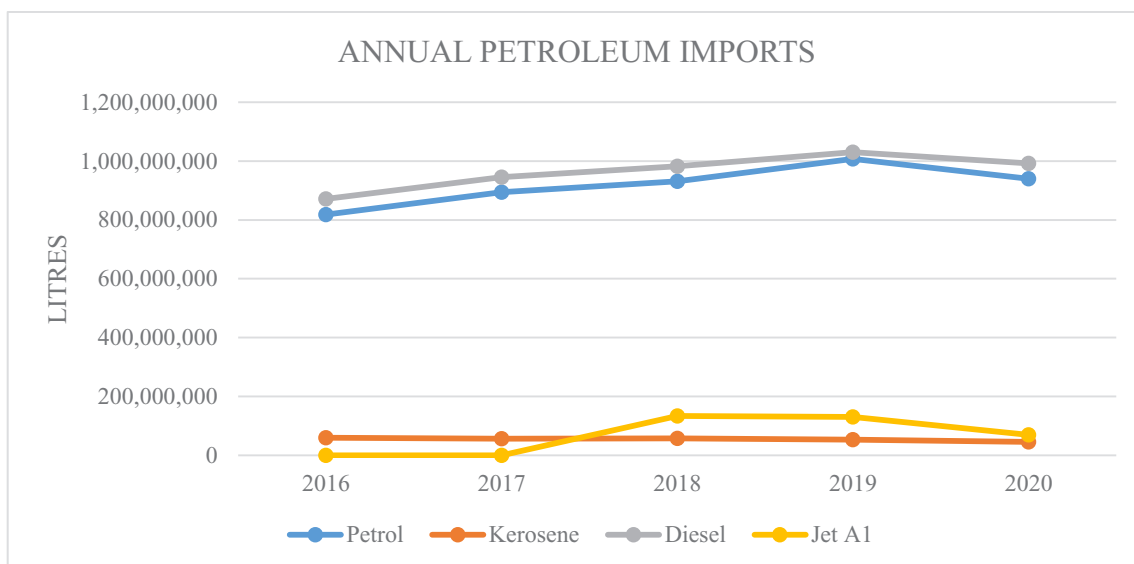


Figure 2.2 Annual Petroleum imports

The figure 2.3 below illustrates that for the petroleum products imported in the year 2020, diesel registered the highest percentage of 49% followed by Petrol at 46%.

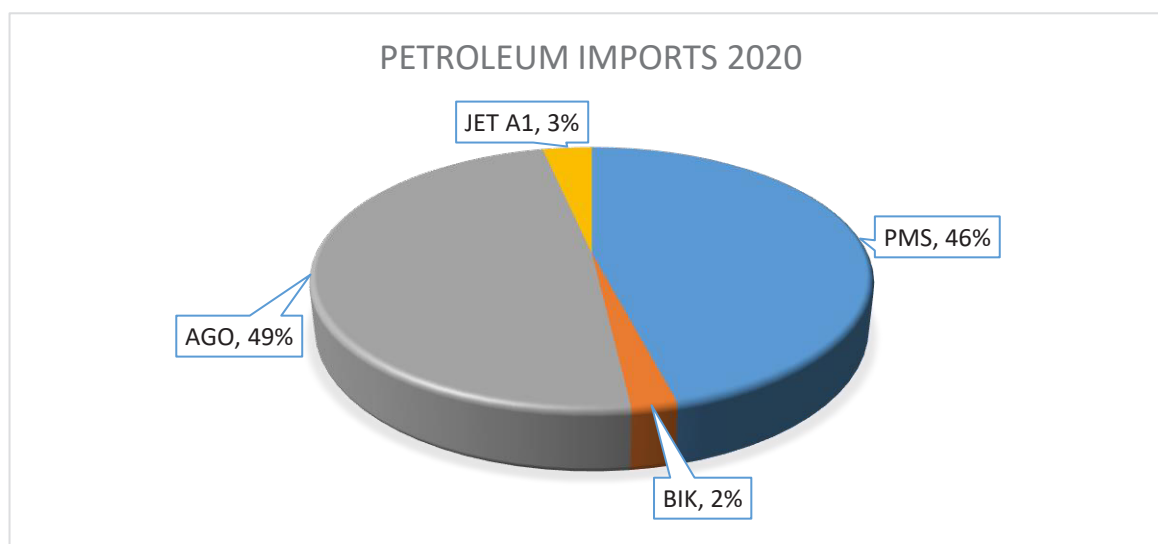


Figure 2.3 Petroleum Imports in 2020 (%)

2.2.3 Monthly Import Bill and Government Revenue 2020

The country's import bill in 2020 amounted to UGX. 7,943 billion, while the Government revenue collected from importation of petroleum products amounted to UGX. 1,915 billion. The table below gives a breakdown of the Government revenue and import bill on a monthly basis for the year 2020.

Table 2.7 Monthly Import Bill and Government Revenue 2020 in billion UGX

	MONTHLY IMPORT BILL (BILLION SHS.)	GOVERNMENT REVENUE (BILLION SHS.)
Jan-20	594	154
Feb-20	736	191
Mar-20	676	175
Apr-20	369	88
May-20	259	60
Jun-20	557	135
Jul-20	848	198
Aug-20	770	178
Sep-20	675	160
Oct-20	865	201
Nov-20	770	180
Dec-20	824	195
TOTAL	7,943	1,915

Source: Petroleum Supplies Department

The table above shows that the highest import bill and revenue collections within the year 2020 were registered in the month of October amounting to UGX. 865 billion and UGX. 201 billion respectively, while the lowest values were recorded in the month of May amounting to UGX. 259 billion for import bill and UGX. 60 billion for Government revenue.

There was a declining trend in import bill from February up to May with the highest decline in imports bill experienced in April and May. This was mainly because of the COVID-19 global lockdown. Movements are as shown in the figure 2.4 below.

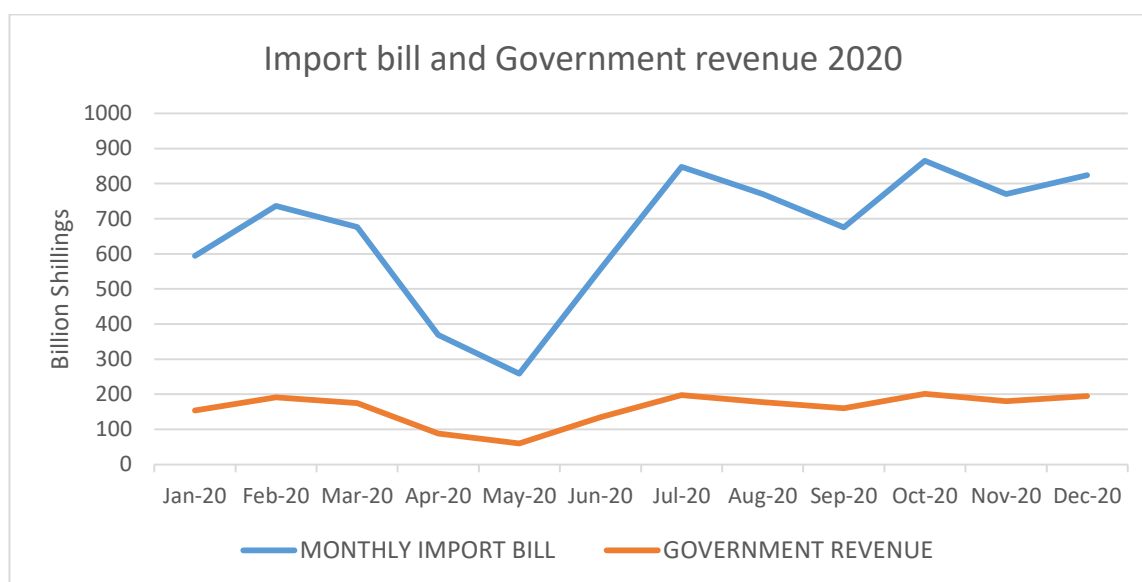


Figure 2.4 Import bill & Government revenue in 2020

The line graph in figure 2.4 above illustrates that import bill oscillated between 200 billion and 900 billion while government revenue oscillated between 50 billion and 200 billion. In other words, government revenue had a stable trend all throughout the year 2020.

2.2.4 Monthly Sales of Petroleum Products

In 2020, a total of 1.98 million cubic meters of selected petroleum products were sold, representing a 10.08% decline as compared to 2.22 billion litres in 2019. The report shows that diesel, which accounted for 50 per cent of sales was the most consumed petroleum product, followed by petrol (48 per cent), and kerosene (2 per cent).

The 2020 petroleum product analysis showed that the highest increase in sales from November to December was in petrol with 14.4 per cent growth while Diesel and kerosene registered a decline in sales of 0.9 per cent and 12.99 per cent respectively.

Table 2.8 Monthly sales of Petroleum products in cubic metres for 2020

	TOTAL SALES IN CUBIC METRES		
	PMS	BIK	AGO
Jan-20	101,358	4,220	93,215
Feb-20	87,688	2,954	96,479
Mar-20	83,879	4,782	82,974
Apr-20	34,806	3,540	51,447
May-20	19,221	1,485	42,108
Jun-20	63,587	3,972	65,628
Jul-20	95,299	4,491	102,812
Aug-20	85,989	5,671	92,445
Sep-20	84,555	3,638	72,266
Oct-20	93,407	3,326	110,405
Nov-20	88,491	4,577	90,836
Dec-20	101,249	3,216	91,614
TOTAL	939,529	45,871	992,230

Source: Petroleum Supplies Department 2020

The figure 2.5 below is a graphical representation of total petroleum sales for 2020

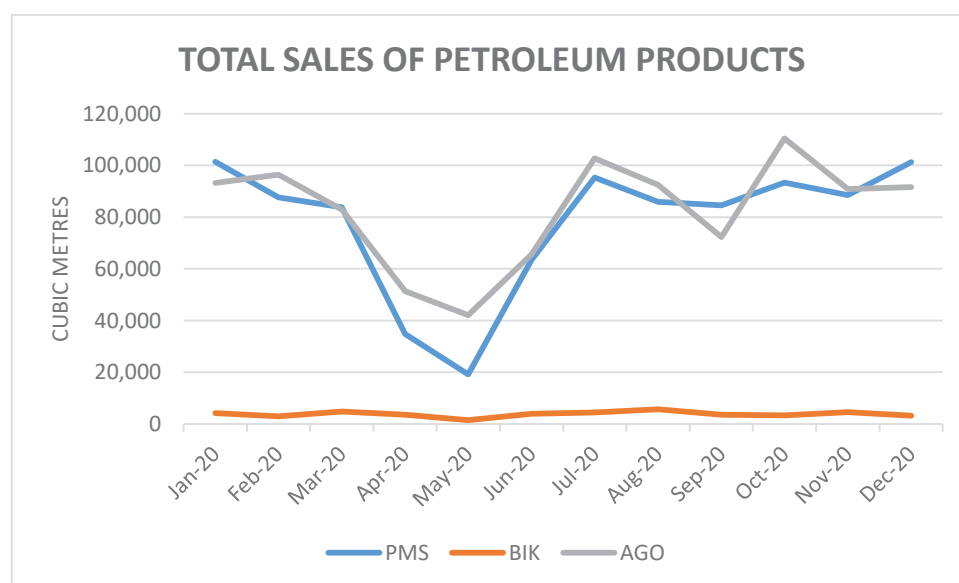


Figure 2.5 Total sales of petroleum products for 2020

2.2.5 Total consumption of petroleum products

The total consumption of petroleum products in 2020 was 2,066 billion litres, out of which Diesel was the most consumed product amounting to 0.992 billion litres

According to the table below, the transport sector (Road, Rail, Domestic Aviation and Water transport) consumed the biggest proportion of petroleum products worth 1.417 billion litres followed by industry accounting for 0.428 billion litres.

Table 2.9 shows consumption of petroleum products disaggregated according to Sector

Table 2.9 Total consumption of Petroleum

Sector	Petrol (PMS)	Diesel (AGO)	Kerosene (BIK)	Jet Fuel A-1	LPG	Total
Industry	93,952,904	297,669,412	36,697,334			428,319,650
Transport	-	-	-			-
Road	704,646,074	555,648,648	-		370,522	1,260,665,245
Rail	-	39,688,795	-		-	39,688,795
Domestic Aviation	-	-	-	69,607,710	-	69,607,710
Water Transport	46,975,744	-	-		-	46,975,744
Residential	-	-	9,173,866		11,121,892	20,295,759
Commercial / Public Services	-	-	-		7,043,035	7,043,035
Agriculture / Forestry	46,975,744	-				46,975,744
Fisheries	46,978,576	99,222,677				146,201,253
Unspecified	-	-				-
Total Consumption	939,529,043	992,229,532	45,871,200	69,607,710	18,535,449	2,065,772,934

Similarly the figure below illustrates that the transport sector consumed the biggest portion of the petroleum products worth 69% followed by industry with 21% and lastly commercial/Public services which is almost not seen.

The Figure 2.6 below shows the proportion of petroleum products consumed per sector

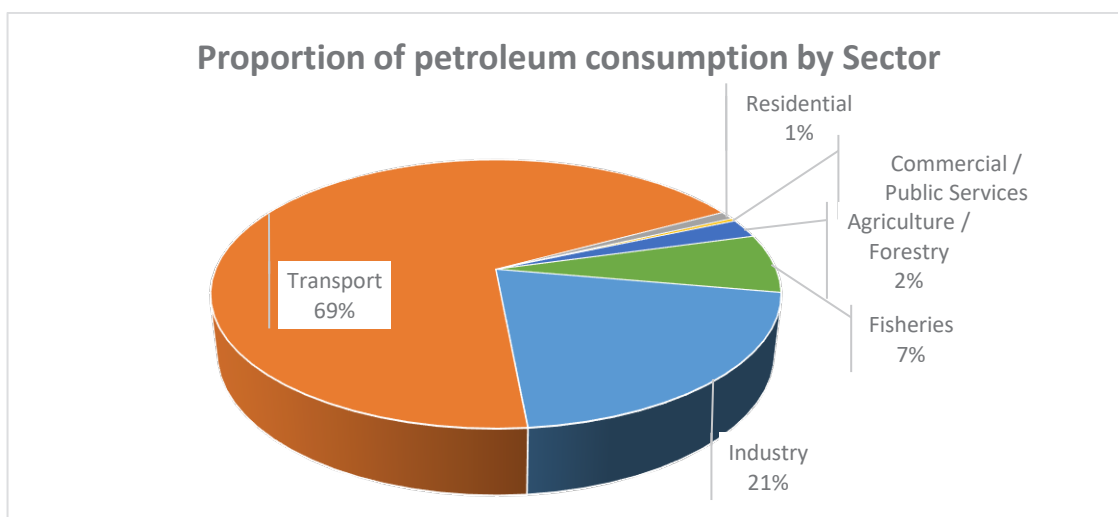


Figure 2.6 Proportion of petroleum consumption by Sector

Table 2.10 Market share of Oil Marketing Companies 2020

No	OMC	%Market Share	Squares Of Market Shares
1	Vivo Energy Uganda Ltd	18.43	339.66
2	Total Uganda Limited.	16.53	273.24
3	Nile Energy Limited	6.59	43.43
4	Stabex International Limited	4.89	23.91
5	Gasline Petroleum Energy (U) Limit	3.62	13.10
6	Hass Petroleum (U) Limited	3.06	9.36
7	Moil (U) Limited	2.90	8.41
8	City Oil (U) Limited	2.44	5.95
9	GP Global Uganda Limited	2.42	5.86
10	BE Energy Limited	2.18	4.75
11	Olympic Petroleum U Limited	1.93	3.72
12	Petro Uganda Limited	1.91	3.65
13	Oryx Oil Uganda Limited	1.88	3.53
14	Europet Limited	1.87	3.50
15	Luqman Petroleum Limited	1.66	2.76
16	Torch Energy Limited	1.56	2.43
17	Dolphin Petroleum Limited	1.42	2.02
18	Vitro Energy Limited	1.37	1.88
19	One Petroleum (U) Limited	1.22	1.49
20	Tosha (U) Limited	1.16	1.35
21	Others	20.94	14.51
	Total	100.0	768.52

Source: Petroleum Supplies Department

Note:

A HHI index below 0.01 (or 100) indicates a highly competitive index.

A HHI index below 0.15 (or 1,500) indicates an unconcentrated index.

A HHI index between 0.15 to 0.25 (or 1,500 to 2,500) indicates moderate concentration.

A HHI index above 0.25 (above 2,500) indicates high concentration.

The Herfindahl-Hirschman Index is an index that measures the market concentration of an industry. It is used to determine the level of market competitiveness amongst industrial players. For the year 2020, the HHI was 768.52, from which we conclude that the industry is moderately concentrated with dominant players.

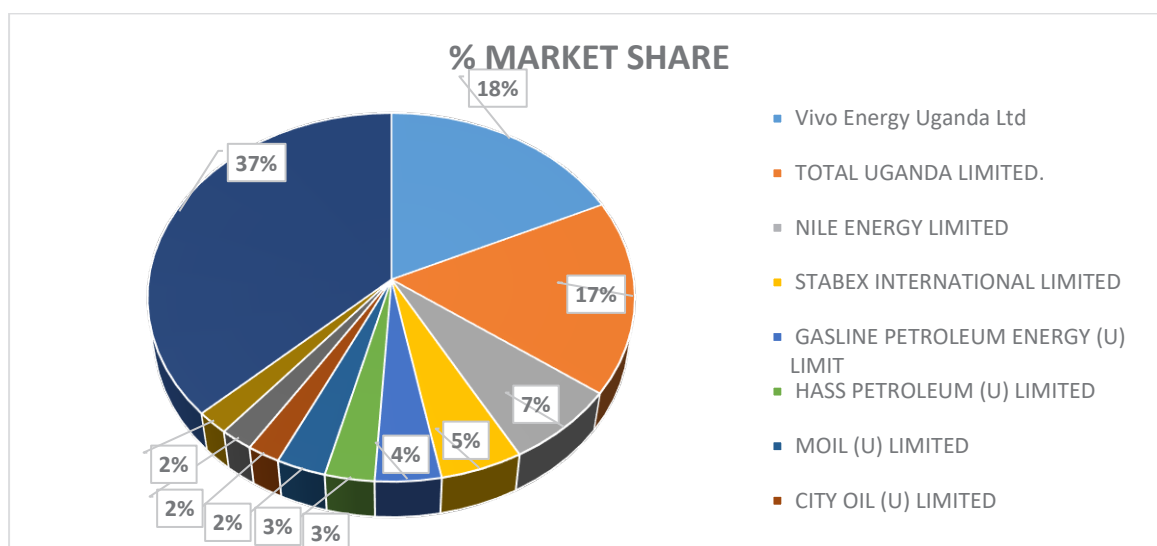


Figure 2.7 Market share of Oil Marketing companies

From figure 2.7 above, the market shares of the industry were highly dominated by Vivo Energy (U) Ltd worth 18% followed by Total Uganda Ltd with 17%. The oil marketing companies namely, Hass Petroleum (U) Limited, Moil (U) Limited contributed the same percentage share to the industry worth 3% while companies namely City Oil (U) Limited, GP Global Uganda Limited, Be Energy Limited contributed the same percentage worth 3%.

2.2.6 Prices of Petroleum Products

The table below shows on the local market, petrol registered the highest prices in 2020 averaging at shs 3,740 per litre, followed by Gas Oil at shs 3,378 per litre and finally Kerosene at shs 3,357 per litre. Unlike in the past, the festive season in December of 2020 did not affect the prices for Petroleum products. The prices of petrol and Diesel instead went down to shs.3,590 and shs.3,420 respectively. On the other hand Kerosene price remained constant at shs.3,400 from October to December.

Table 2.11 Monthly local pump prices of petroleum products

Months	Petrol (UGx)	Kerosene (UGx)	Diesel(UGx)
Jan-20	3,790	3,350	3,620
Feb-20	3,790	3,350	3,620
Mar-20	3,800	3,400	3,700
Apr-20	3,770	3,380	3,590
May-20	3,770	3,380	3,590
Jun-20	3,770	3,380	3,590
Jul-20	3,760	3,380	3,590
Aug-20	3,760	3,380	3,590
Sep-20	3,760	3,380	3,590
Oct-20	3,660	3,300	3,520
Nov-20	3,660	3,300	3,520
Dec-20	3,590	3,300	3,420
Average	3,740	3,357	3,578
Minimum	3,590	3,300	3,420
Maximum	3,800	3,400	3,700

Source: Petroleum Supplies Department

The figure 2.8 below shows that the prices of petroleum products were at their peak in the month of March 2020.

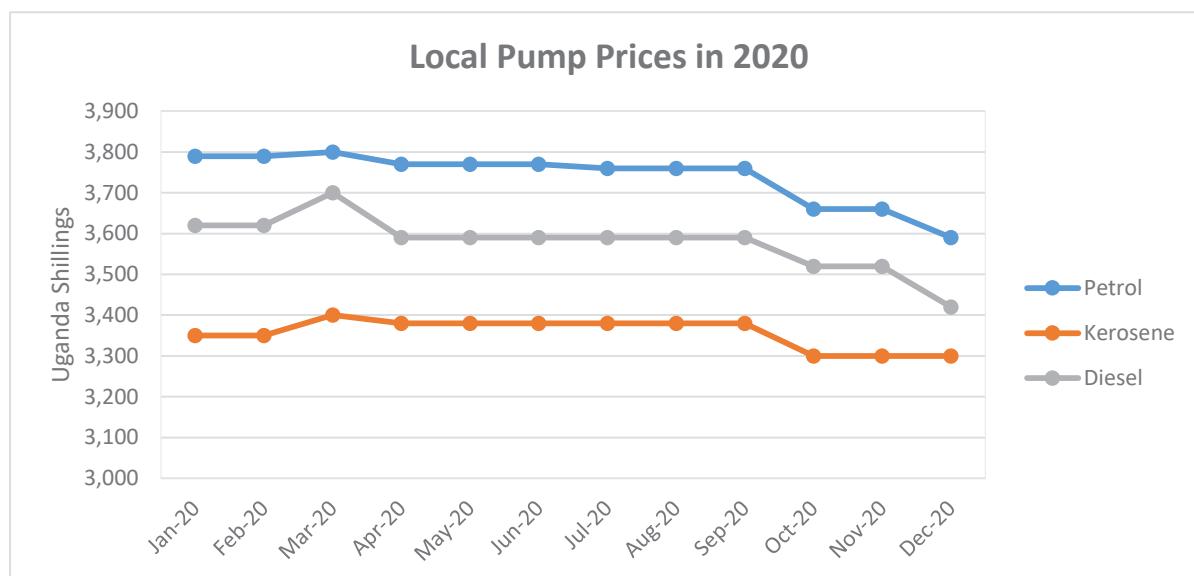


Figure 2.8 Local pump prices in 2020

It's observed in the figure 2.8 that the prices for Petrol, Kerosene and Diesel were very stable from April to September 2020 averaging at 3,800, 3,600 and 3,400 per litre respectively. They later fell at about the same rate until their lowest prices at around shs. 3,600, shs. 3,400 and shs. 3,300 per litre respectively.

Table 2.12 Average annual local pump prices in UGX (2016-2020)

Years	Petrol	Kerosene	Diesel
2016	3,258	2,384	2,576
2017	3,433	2,502	2,964
2018	4,150	3,411	3,721
2019	4,158	3,623	3,855
2020	3,740	3,357	3,578

Source: Petroleum Supplies Department

The table above indicates that there was a steady increase in the average prices of the petroleum products from 2016 to 2019. However, the prices decreased in 2020. In the year 2019 prices of the products were observed to have the highest prices worth UGX. 4,158, UGX. 3,623, and UGX. 3,855 for Petrol, Kerosene and Gas Oil respectively. Eventually in 2020 Petrol fell by 10% from UGX 4,158, to UGX 3,740, Kerosene by 7% from UGX 3,623 to UGX 3,357 and Gas Oil by 7% from UGX 3,855 to UGX. 3,578.

The figure below is a line graph showing average local pump prices for petrol, kerosene and gas oil for the period 2016 to 2020.

The line graph illustrates that prices of the three petroleum products were at their peak in the year 2019 with Petrol taking lead followed by Gas Oil and lastly Kerosene.

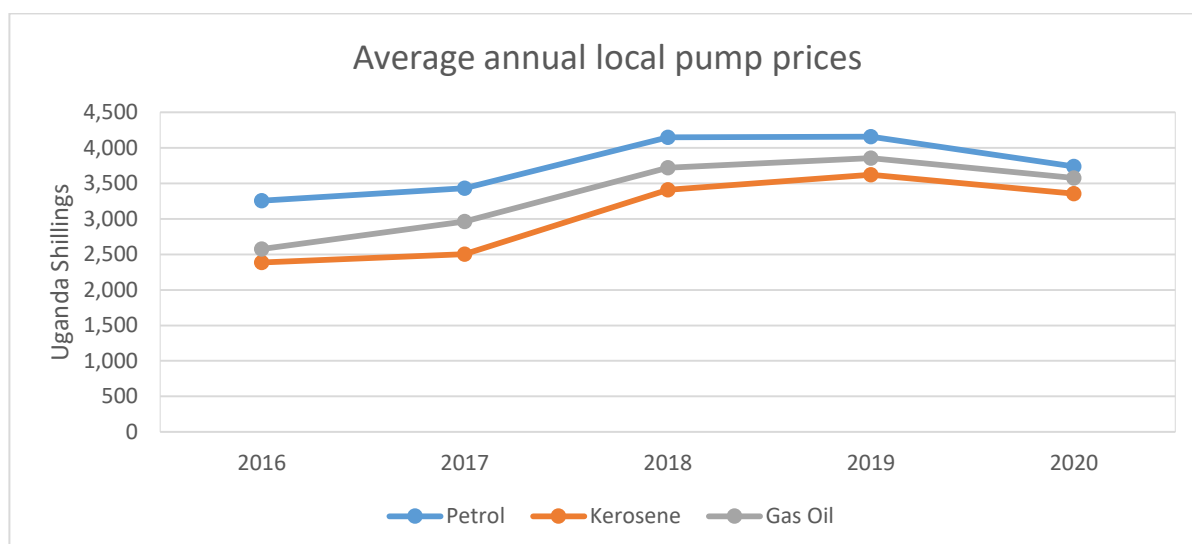


Figure 2.9 Average annual local pump prices

2.2.7 International Crude Oil Prices -\$/Bbl for 2020

The Crude oil prices in the year 2020 averaged at USD 41.36 (OPEC), USD 40.02 (Nymex) and USD 44.23 (Brent). The decreasing price trend for crude petroleum products prevailed for most months of 2020. In the month of January, the crude prices were at their highest peak and stood at an average of US\$ 65.01, 58.23 and 64.00 per barrel for Opec Basket, IPE Brent and Nymex Lt. Sweet, respectively.

The table below shows the detailed Monthly International crude oil prices for the OPEC, Nymex and Brent baskets for the year 2020.

Table 2.13 Monthly International Crude oil prices

CRUDE OIL	OPEC in US\$	Nymex (WTI)in US\$	Brent (ICE) in US \$
Jan-20	65.01	58.23	64.00
Feb-20	55.53	51.42	57.32
Mar-20	33.92	31.50	31.69
Apr-20	17.66	20.11	27.69
May-20	25.17	29.52	39.72
Jun-20	37.05	38.38	42.90
Jul-20	43.42	40.93	43.37
Aug-20	45.19	43.17	44.80
Sep-20	41.54	37.26	41.15
Oct-20	40.08	41.12	43.16
Nov-20	42.61	41.12	43.82
Dec-20	49.17	47.42	51.08
Average	41.36	40.02	44.23
Minimum	17.66	20.11	27.69
Maximum	65.01	58.23	64.00

Source: Petroleum Supplies Department

The fall of crude petroleum products prices prevailed steadily throughout the early months of 2020 until April reaching the lowest average price of US\$ 17.66, US\$ 20.11 and US\$ 27.69 per barrel for Opec Basket, IPE Brent and Nymex Lt. Swt.

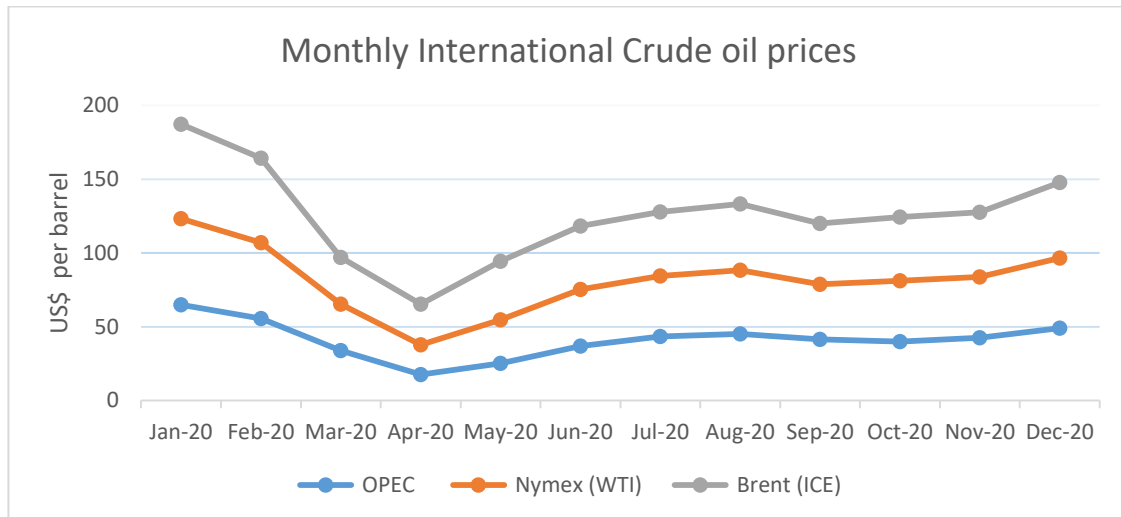


Figure 2.10 Monthly International Crude oil prices

2.2.8 International Refined Petroleum Product Prices for 2020

Average prices for RBOB and Nymex Heating Oil was 118.65 \$/gal and 128.08 \$/gal respectively. The prices was it its highest peak in January with RBOB standing at 164.06 \$/gal and Nymex Heating Oil 185.92 \$/gal. The prices of refined products registered a sharp decline from February to March.

Table 2.14 Monthly International refined product prices 2020 in US \$/ gallon

Refined	RBOB \$/gal	Nymex Heating Oil \$/gal
Jan-20	164.06	185.92
Feb-20	158.83	164.33
Mar-20	89.92	113.74
Apr-20	66.12	107.06
May-20	97.02	79.61
Jun-20	112.43	115.06
Jul-20	128.48	123.11
Aug-20	128.41	121.99
Sep-20	121.42	115.15
Oct-20	113.81	119.33
Nov-20	112.54	143.69
Dec-20	130.77	147.95
Average	118.65	128.08
Minimum	66.12	79.61
Maximum	164.06	185.92

The figure 2.11 represents the monthly trend of international refined product prices for 2020

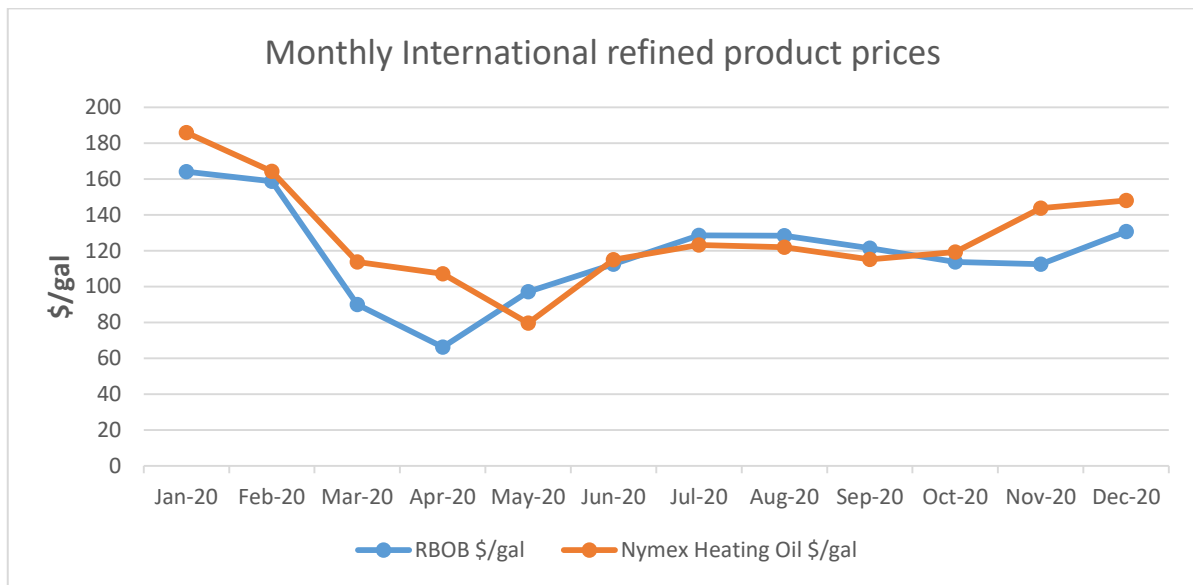


Figure 2.11 Monthly prices of International refined products in 2020

Graphically it shows that RBOB and Nymex Heating Oil were at their peak in the month of January. RBOB oscillated between 60 \$/gal and 160 \$/gal while Nymex Heating Oil oscillated between 80 \$/gal and 180 \$/gal that there were oscillating.

CHAPTER 3

3 MINERAL DEVELOPMENT PROGRAMME STATISTICS

This section provides statistics of the whole Mineral value chain for the country, including mineral production, exports, licensing and Non Tax Revenue for the year 2020.

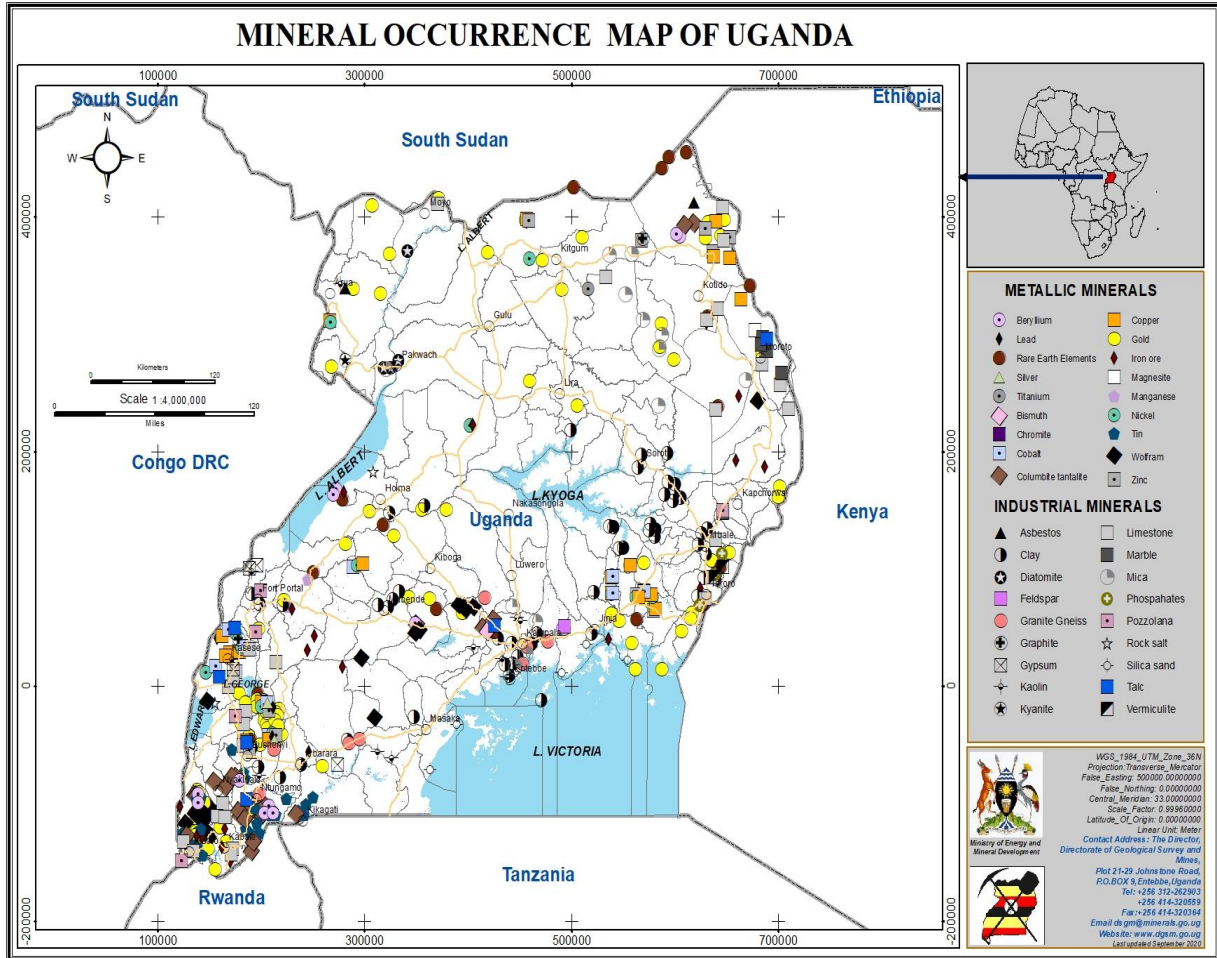


Figure 3.1: Mineral Occurrence map of Uganda

3.1 Mineral Production

3.1.1 Quarterly Mineral Production in Tonnes (2020)

Total mineral production in 2020 amounted to 1.8 million tonnes, valued at UGX 134.02 billion, indicating a 26% decline compared to 2.27 million tonnes produced in 2019. This decline was due to covid-19 restrictions that hindered movement and production. Similar to 2019, pozollana was the most produced mineral amounting to 1 million tonnes (58%), followed by Limestone amounting to 687,027 tonnes (38%). These were valued at UGX. 21.77 billion (Pozollana) and UGX. 82.4 billion (Limestone).

Table 3.1 Quarterly Mineral Production in Tonnes (2020)

Mineral	Average Price per Tonne in 10 ³ UGX	Mineral Production, 2020				Total Quantity in Tonnes	Total Production Value in 1000 UGX
		(Tonnes)					
		Q1	Q2	Q3	Q4	CY2020	CY 2020
Limestone	120	236,780	75,626	210,658	163,963	687,027	82,443,204
Pozollana	21	240,753	202,096	299,227	294,394	1,036,470	21,765,866
Gold	131,030,270	0	-	0	0	0	938,288
Vermiculite	579	3,342	1,706	4,640	4,483	14,170	8,204,604
Wolfram	34,575	14	-	-	-	14	498,779
Syenitic Aggregate	2	17,745	-	22,468	1,425	41,638	62,457
Kaolin	100	297	11,692	15	11	12,014	1,201,443
Iron Ore	271	-	-	-	-	-	-
Granite	923	-	-	79	24	103	95,045
Lead	5,000	-	33	-	-	33	165,000
Coltan (30% Purity)	28,413	12	-	96	64	173	4,905,661
Tin (75% Purity)	34,034	-	-	-	-	-	-
Beryl (1% Beryllium)	8,715	-	-	111	75	186	1,623,009
Marble	3,037	-	-	3,969	-	3,969	12,054,081
Diatomite	600	-	-	96	-	96	57,792
Graphite		-	-	-	-	-	-
Grand Total						1,795,894	134,015,228

Figure 3.1 below is a graphical representation of the value of mineral production for the year 2020

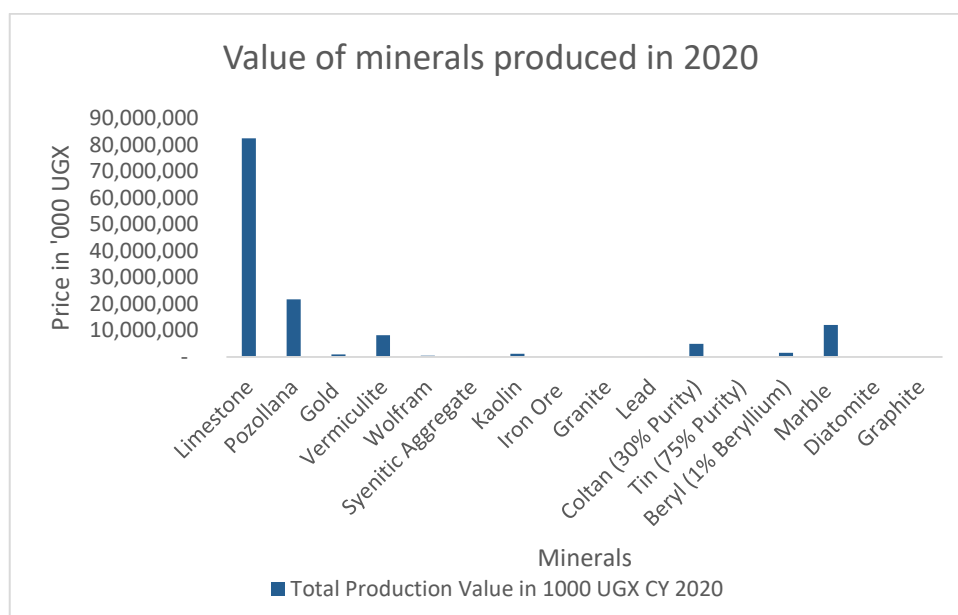


Figure 3.2 Value of minerals produced in 2020

3.1.2 Annual Mineral Production in Tonnes (2016 -2020)

The year 2020 recorded the lowest mineral production throughout the five year period while 2019 recorded the highest production. Details are as shown in Table 3.2 below;

Table 3.2: Annual Mineral Production in Tonnes (2016 – 2020)

Mineral	Quantity in Tonnes				
	2016	2017	2018	2019	2020
Limestone	1,203,073.50	1,231,925.50	1,166,741.33	1,049,909.12	687,026.70
Pozollana	846,604.09	792,563.86	762,768.19	1,074,294.39	1,036,469.83
Gold	0.01	0.00	0.01	0.17	0.01
Vermiculite	3,294.61	4,119.30	1,213.20	9,673.60	14,170.30
Wolfram	52.30	77.85	45.40	182.24	14.43
Syenitic Aggregate	81,412.97	93,638.91	82,715.64	126,034.10	41,637.86
Kaolin	45,909.49	55,316.57	40,774.04	10,447.76	12,014.43
Iron Ore	2,163.30	2,320.00	9,000.00	-	-
Granite		60.00	9,000.00	219.00	103.00
Lead			9,000.00	-	33.00
Coltan (30% Purity)	12.64	11.19	4.59	11.26	172.66
Tin (75% Purity)	77.17	87.86	180.30	21.59	-
Beryl (1% Beryllium)			-	15.00	186.24
Marble					3,969.08
Diatomite					96.32
Graphite					
Grand Total	2,182,600.08	2,180,121.04	2,081,442.70	2,270,808.23	1,795,893.86

Limestone and Pozollana were the most produced minerals throughout the five year period, with Limestone recording highest quantities from 2016 to 2019 and Pozollana recording highest in 2020. These were followed by Syentic Aggregates and others as shown in the Figure 3.2 below.

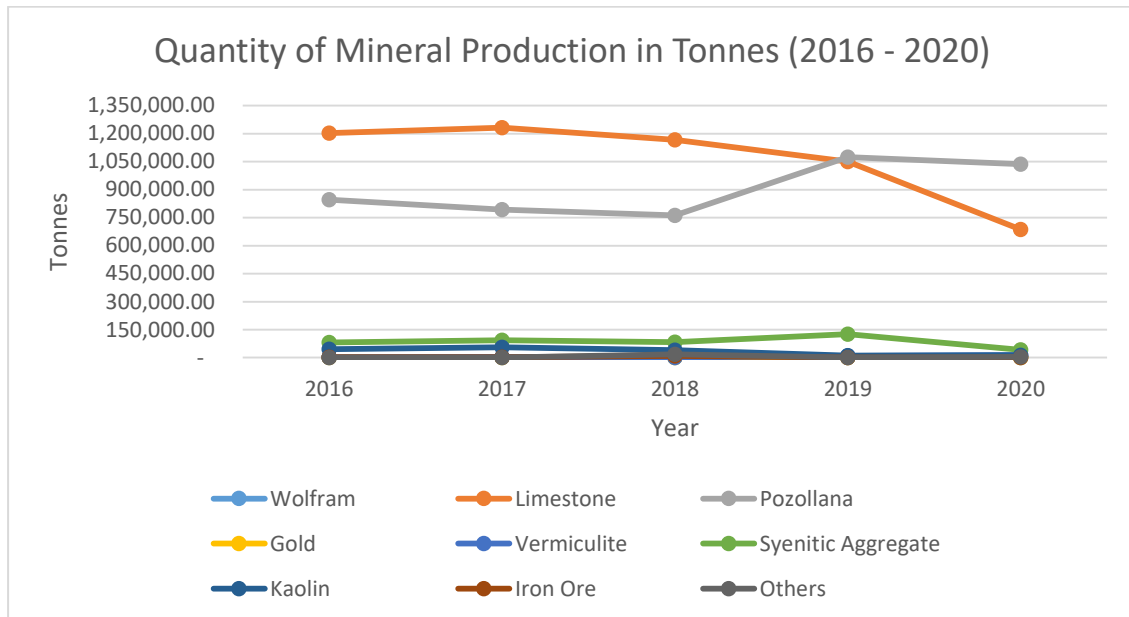


Figure 3.3: Quantity of Mineral Production in Tonnes (2016 -2020)

3.1.3 Non-Tax Revenue Collected in 2020

The total Non Tax Revenue collected in 2020 amounted to UGX. 11.85 billion, indicating a 10% decline compared to UGX. 13.038 billion collected in 2019. Royalties paid by mineral dealers were the biggest source of NTR contributing 49% of the total NTR collected, followed by Mineral rents contributing 44%, mineral dealers’ license fees (3.5%), and other fees as detailed in the table 3.2 below;

Table 3.3 NTR collected in 2020

NTR FOR THE CALENDER YEAR 2020	AMOUNT (SHILLINGS)
ANNUAL MINERAL RENTS(OTHER THAN FOR PROSPECTING LICENSE	5,183,571,500
ROYALTIES PAID BY HOLDERS OF MINERAL RIGHTS OR MINERAL DEALERS-	5,794,198,649
MINERAL DEALERS LICENSE-	419,000,000
APPLICATION FOR A PROSPECTING LICENSE-	66,000,000
APPLICATION FOR EXPLORATION LICENSE-	105,000,000
REGISTRATION OF MINING INSTRUMENTS-	92,600,000
ANNUAL FEES FOR GOLDSMITHS LICENSE-	26,000,000
APPLICATION AND PREPARATION OF A RETENTION LICENSE-	20,000,000
APPLICATION FOR A LOCATION LICENSE-	40,000,000

APPLICATION FOR A MINING LEASE-	15,000,000
APPLICATION FOR RENEWAL OF A LOCATION LICENSE-	23,000,000
APPLICATION FOR RENEWAL OF EXPLORATION LICENSE-	50,000,000
APPLICATION FOR RENEWAL OF RETENTION LICENSE-	5,000,000
CERTIFICATE OF SURRENDER IN THE AREA COVERED BY A MINERAL RIGHT-	4,000,000
LATE LODGEMENT FEES AND LATE LODGEMENT PERIOD-	1,250,000
TRANSFER OF MINERAL RIGHT OR OF SHARE OF THE RIGHT IN RESPECT OF-	6,000,000
ISSUE OF NOTICE OF AMENDMENT OF EXPLORATION PROGRAMME-	500,000
EXTRACT FROM ANY REGISTERED INSTRUMENT-	500,000
	11,851,620,149

3.1.4 Annual NTR Collections (2016 -2020)

The period 2016 to 2018 recorded an increase in NTR collections. These were however followed by a reduction from the year 2018 through to 2020. This reduction was due to the Government directive to ban mineral exports from the country which would have contributed to NTR collections.

Table 3.4: Annual NTR collections (2016 – 2020)

Years	2016	2017	2018	2019	2020
NTR Collected ('000)	10,483,092	13,478,432	16,303,491	13,038,142	11,851,620
Annual change	11%	29%	21%	-20%	-9%

Figure 3.3 below is a graphical representation of movements in NTR from 2015 to 2020. As observed, the year 2018 recorded the highest NTR collections throughout the five year period. This was however followed by a decline in the subsequent years, due to the reasons given above.

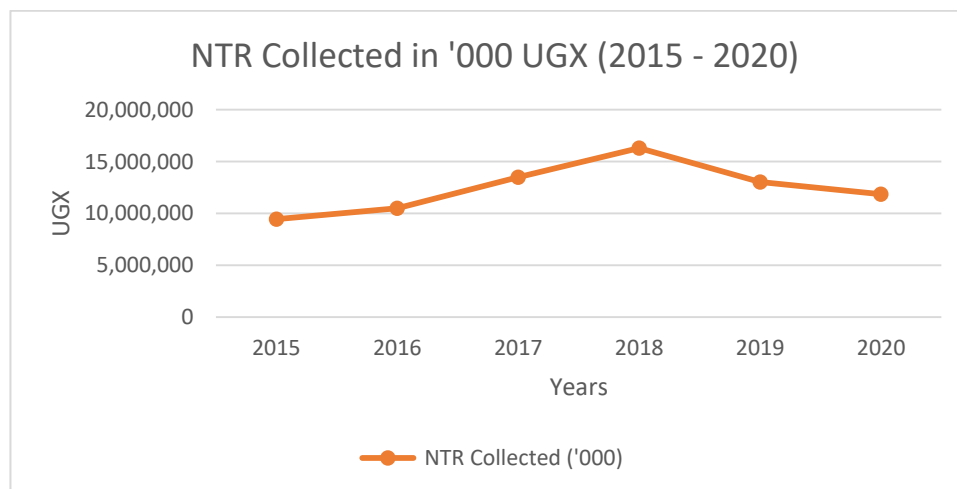


Figure 3.4 NTR collected in 2020

3.1.5 Mineral Licensing

The year 2020 registered a total of 775 active licenses, indicating a 10% decline compared to 859 registered in 2019. Exploration licenses contributed the highest number (46%), followed by location licenses and prospecting licenses both at (16%), Mineral dealers' licenses (12%), Mining lease (6%), Gold Smith licenses (2%) and lastly retention licenses (1%) as shown in figure 3.4 below;

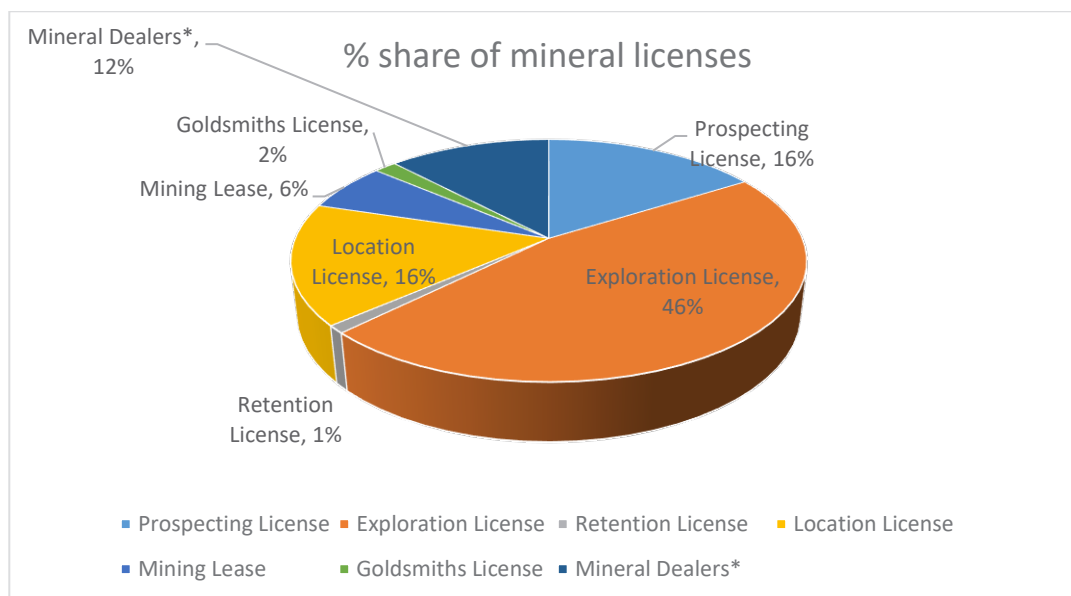


Figure 3.5 Mineral licensing (2020)

3.1.6 Mineral Licenses (2016 – 2020)

The year 2019 registered the highest number of mineral licenses throughout the five year period followed by 2020. Exploration licenses maintained the highest number throughout the period, while Gold Smith licenses registered the lowest number. Details are as shown in table 3.6;

Table 3.5 Mineral Licenses (2016 – 2020)

Year	Prospecting License	Exploration License	Retention License	Location License	Mining Lease	Goldsmiths License	Mineral Dealers*	TOTAL
2016	161	402	4	44	40	0	98	749
2017	150	374	4	49	39	0	76	692
2018	159	319	3	100	44	0	50	675
2019	193	407	4	133	46	0	76	859
2020	125	360	8	125	50	13	94	775

Figure 3.5 is a graphical representation of the performance of mineral licenses in the period 2016 to 2020.

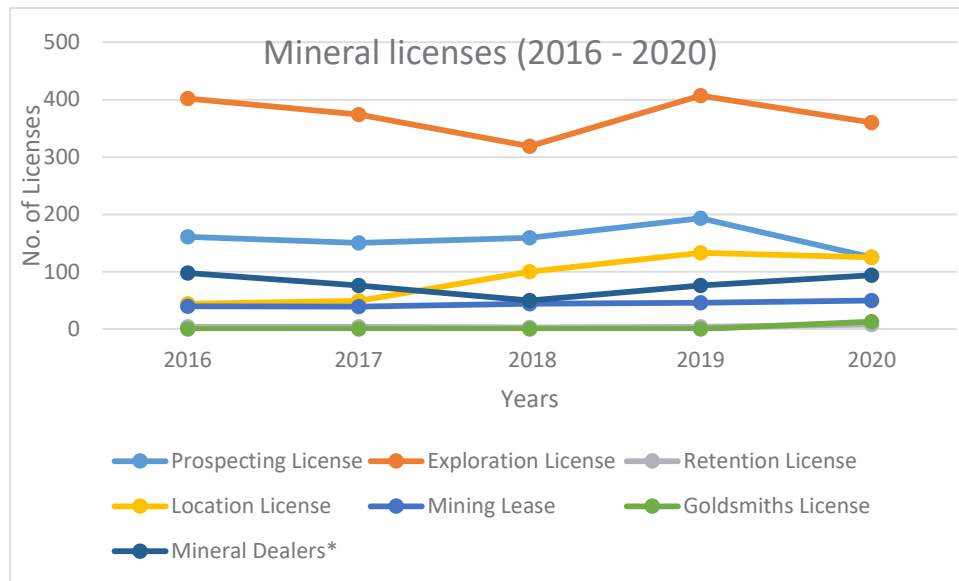


Figure 3.6 Mineral licensing (2016 – 2020)

APPENDICES

Appendix 1: Sustainable Energy Development Programme

1.1 2020 UGANDA ENERGY BALANCE

Main Menu	Aggregated Balance Uganda-2020					Total of all energy sources
	Oil products	Biofuels and waste	Hydro	Solar	Electricity	
Thousand Tonnes of Oil Equivalent (ktoe)						
Production	-	18327.916939	350.909522	7.708512	-	18686.534973
Imports (+)	1767.002234	3241.616509	-	-	1.842734	5010.461477
Exports (-)	-	-	-	-	-19.107137	-19.107137
Stock Changes (+ draw, - build)	-5.241420	-	-	-	-	-5.241420
TOTAL PRIMARY ENERGY SUPPLY	1761.760814	21569.533448	350.909522	7.708512	-17.264402	23672.647894
Statistical Difference	-5.241419	80.697478	-	-	2.018708	77.474768
TRANSFORMATION Inputs (-) and Outputs (+)	-15.624344	-5062.380466	-350.909522	-7.708512	379.806203	-5056.816642
Electricity plants	-15.624344	-	-350.909522	-7.708512	363.617037	-10.625341
CHP Plants	-	-89.340374	-	-	16.189166	-73.151208
Charcoal production plants	-	-4973.040092	-	-	-	-4973.040092
Energy Sector Own Use	-	-	-	-	3.688377	3.688377
Losses	-	-	-	-	75.743959	75.743959
FINAL CONSUMPTION	1751.377889	16426.455504	-	-	281.090756	18458.924149
Industry	376.746975	4704.147235	-	-	187.299556	5268.193766
Transport	1190.838776	-	-	-	-	1190.838776
Households	15.168539	10414.666049	-	-	62.811818	10492.646406
Commercial and public services	4.639375	1307.642220	-	-	30.979382	1343.260977
Agriculture, Forestry and Fishing	163.984225	-	-	-	-	163.984225

1.2 DETAILED ENERGY BALANCE

Main Menu		Detailed Balance										Uganda-2020						
		Oil products					Biofuels and waste					Electricity and heat			TOTAL ALL ENERGY SOURCES			
Thousand Tonnes of Oil Equivalent (ktoe)		Oil PRODUCTS	Liquefied petroleum gases (LPG)	Gasoline inc. Biofuels	Jet Kerosene inc. Biofuels	Other Kerosene (e.g. lighting)	Gas/diesel oil (inc. biofuels)	Fuel oil	SOLID BIOFUELS	Wood fuel	Bagasse	Rice husks	Other primary solid biofuels n.e.s.	Charcoal		Hydro	Solar PV	Electricity
Production									18 327.9	15 088.9	89.3	99.1	3 050.6	-	350.9	7.7		18 686.5
Imports (+)	1 767.0	12.2	732.9	60.1	39.2	907.0	15.6		3 241.6	3 241.6	-	-	-	-	-	1.8		5 010.5
Exports (-)																-19.1		-19.1
Stock Changes (+ draw, - build)	-5.2		-0.2			-5.1												-5.2
TOTAL PRIMARY ENERGY SUPPLY	1 761.8	12.2	732.7	60.1	39.2	901.9	15.6		21 569.5	18 330.5	89.3	99.1	3 050.6		350.9	7.7		23 672.6
Statistical Difference	-5.2		-0.2			-5.1			80.7	39.6			8.3	32.8		2.0		77.5
TRANSFORMATION Inputs (-) and Outputs (+)	-15.6						-15.6		-5 062.4	-6 939.1	-89.3			1 966.0	-350.9	-7.7		-5 056.8
Main activity producer electricity	-15.6						-15.6								-350.9	-7.7		-10.6
Autoproducer CHP								-89.3			-89.3							-73.2
Charcoal production plants									-4 973.0	-6 939.1				1 966.0				-4 973.0
Energy Sector Own Use																		3.7
Losses																		75.7
FINAL CONSUMPTION	1 751.4	12.2	732.9	60.1	39.2	907.0			16 426.5	11 351.9		99.1	3 042.3	1 933.2				18 458.9
INDUSTRY	376.7		73.3		31.4	272.1			4 704.1	1 994.9		99.1	2 337.7	272.4				5 268.2
Iron and steel	272.1					272.1												349.3
Chemical (including petrochemical)	31.4					31.4												31.4
Non-metallic minerals																		
Food, beverages and tobacco	73.3		73.3						1 636.2			99.1	1 537.1					1 706.6
TRANSPORT	1 190.8	0.2	586.3	60.1		544.2			3 067.9	1 994.9				272.4				3 180.9
Road	1 057.8	0.2	549.7			507.9												1 190.8
Rail	36.3					36.3												1 057.8
Domestic aviation	60.1					60.1												36.3
Domestic navigation	36.6		36.6															60.1
HOUSEHOLDS	15.2	7.3				7.8			10 414.7	8 414.7				1 423.5				10 492.6
COMMERCIAL AND PUBLIC SERVICES	4.6	4.6							1 307.6	942.3				237.3				1 343.3
AGRICULTURE, FORESTRY AND FISHING	164.0					90.7												164.0

1.3 ENERGY GENERATED AND SOLD TO UETCL BY GENERATION COMPANIES

Utility	Plant	Energy Generated	Energy Sold to UETCL
		2020	2020
ESKOM (U) LIMITED	Eskom (Nalubaale & Kiira)	1,199.1	1,179.8
BUJAGALI ELECTRICITY LIMITED	Bujagali HPP	1,396.1	1,392.0
Isimba	Isimba	857.3	857.3
Achwa 2	ACHWA 2	6.4	11.9
KASESE COBALT COMPANY LIMITED	Mobuku III HPP	46.8	45.5
KILEMBE MINES LIMITED (KLM)	Mobuku I HPP	3.8	3.8
MAJI-POWER BUGOYE-LIMITED	Bugoye (Mobuku II) HPP	72.4	67.5
KABALEGA HYDROMAX	Kabalega (Buseruka) HPP	78.4	72.5
AEMS-MPANGA	Mpanga HPP	94.6	94.6
ECOPOWER-ISHASHA	Ishasha HPP	16.8	16.8
MUVUMBE HYDRO (U) LIMITED	Muvumbe HPP	35.6	35.2
ELGON HYDRO SITI	Siiti 1 HPP	24.9	24.5
RWIMI	Rwimi HPP	28.5	28.1
NYAMWAMBA	Nyamwamba HPP	16.8	16.5
LUBILIA	Lubilia HPP	20.4	19.9
NKUSI	Nkusi HPP	69.2	66.8
HYDROMAX NKUSI (WAKI)	HYDROMAX NKUSI (WAKI)	18.0	17.6
MAHOMA	MAHOMA	11.7	11.7
Sindila	Sindila	14.7	14.7
Ziba	Ziba	38.3	33.7
Siti 2	Siti 2	6.5	6.3
Ndugutu	Ndugutu	19.0	19.0
Timex Bukinda	Timex Bukinda	-	5.6
JACOBSEN (U) LIMITED	Namanve - Jacobsen	54.5	53.6
ELECTROMAXX (U) LIMITED	Electromaxx	3.6	3.6
IDA AGGREKO MUTUNDWE	Aggreko Mutundwe	-	-
AGGREKO KIIRA	Aggreko Kiira	-	-
KAKIRA SUGAR WORKS	Kakira	150.2	150.2
KINYARA SUGAR WORKS	Kinyara	7.5	7.5
SAIL KALIRO	SAIL Kaliro PP	30.5	30.5
ACCESS SOLAR	Access Solar PV PP	16.9	15.9
TORORO SOLAR	Tororo Solar North PV PP	16.3	16.0
XSABO SOLAR	XSABO SOLAR	31.7	31.6
Emmerging Solar Power (Bifulubi)	Bifulubi Solar PV	18.0	17.2
Tororo PV Power Project (Tororo PV Power Co. Ltd)	Tororo Solar PV PP	6.7	6.7
KENYA POWER LIGHTING COMPANY (KPLC)	Kenya	-	16.5
RWANDA	Rwanda	-	4.4

**1.4 OUTAGES OF GENERATION PLANTS IN MEGAWATT HOURS FOR THE
YEAR 2015 - 2019**

		LARGE HYDROELECTRIC GENERATORS				THERMAL GENERATORS		MINI HYDRO ELECTRIC GENERATORS			
		BUJAGALI ELECTRICITY COMPANY		ESKOM (U) LIMITED		ELECTRO-MAXX (U) LIMITED		AEMS-MPANGA		KASESE COBALT COMPANY LIMITED	
Year	Quarter	Time loadshed (hrs)	Energy lost (MWh)	Time loadshed (hrs)	Energy lost (MWh)	Time loadshed (hrs)	Energy lost (MWh)	Time loadshed (hrs)	Energy lost (MWh)	Time loadshed (hrs)	Energy lost (MWh)
2019	Q1										
2018	Q4										
2018	Q3										
2018	Q2										
2018	Q1										
2017	Q4	314	15,989	92	1,273	92	1,273	92	1,273	209	964
2017	Q3	888	44,395	89	582	89	582	89	582	419	1,962
2017	Q2	616	30,791	6	32	6	32	6	32	606	2,827
2017	Q1	117	5,845	4	21	4	21	4	21	1,937	9,275
2016	Q4	852	42,606	179	1,007	179	1,007	179	1,007	511	3,618
2016	Q3	852	42,606							972	1,848
2016	Q2	624	31,204	2,285	11,199	2,285	11,199	2,285	11,199	273	1,293
2016	Q1	5	247	13	948	13	948	13	948	1,704	10,743
2015	Q4	810	40,480	1,444	7,016	1,444	7,016	1,444	7,016	103	891
2015	Q3	937	46,830	17	4	17	4	17	4	29	245
2015	Q2	278	13,885	4	105	4	105	4	105	4	100
2015	Q1	51	2,560	0	0	0	0	0	0	130	485

1.5 OUTAGES IN MEGAWATT HOURS FOR THE YEAR 2015-2019 Contn'

MINI HYDRO ELECTRIC GENERATORS																		
Year	Quarter	MUYUMBE HYDRO (U) LIMITED		ELGON SITI I		RWIMI		NYAMWAMBA		ECOPOWER-ISHASHA		BUGOVE MAJI-POWER-LIMITED		TIBET HIMA (U) LIMITED		HYDROMAXX		
		Time loadshd (hrs)	Energy lost (MWh)	Time loadshd (hrs)	Energy lost (MWh)	Time loadshd (hrs)	Energy lost (MWh)	Time loadshd (hrs)	Energy lost (MWh)	Time loadshd (hrs)	Energy lost (MWh)	Time loadshd (hrs)	Energy lost (MWh)	Time loadshd (hrs)	Energy lost (MWh)	Time loadshd (hrs)	Energy lost (MWh)	Time loadshd (hrs)
2019	Q1					79	153	53	79	351	693							
2018	Q4					46	105	240	971	0	0					133		4
2018	Q3					24	27	138	623	531	1,798							
2018	Q2					92	185	361	1,439	397	1,650							
2018	Q1					76.9	181.4	774.8	2755.7	309.1	555.4							
2017	Q4			855	1,949					377	1,284					87		2
2017	Q3	164	396							583	1,478					107		2
2017	Q2	200	1,056							942	2,189			268		201		4
2017	Q1									599.1	1536.5	2,225	6,891	524	1,672	143		3
2016	Q4													268	1,068			
2016	Q3									346	970	25	86	161	581			
2016	Q2									535	2,225	35	202	411	1,418			
2016	Q1									406.6	1668.4	320	1,282	96	342			
2015	Q4									611	2,875	62	628	71	260			
2015	Q3									426	1,378	106	735	123	426			
2015	Q2									549	1,354	77	176	108	364			
2015	Q1									550.3	1130.5	107	546	126	383			2,278

1.6 ENERGY GENERATED (MWh)

Year	Quarter	ESKOM (U) LIMITED	BUJAGALI ELECTRICITY LIMITED	ISIMBA	Achwa 2	KILEMBE MINES LIMITED (KLM)	KAKIRASUGAR WORKS	KINYARASUGAR WORKS	SAILKALIRO	KASESCOBAL TCOMPANY LIMITED	NYAMWAMBA	LUBILIA	NKUSI (WAKI)	MAHOMA	Sindila	Ziba
2020	Q4	319,394	380,240	202,232	68	-	25,418	236	9,048	11,696	6,090	4,044	17,353	4,958	4,543	15,452
2020	Q3	313,559	374,433	239,050	86	-	32,027	1,958	9,131	11,417	-	5,158	18,343	1,828	3,712	4,838
2020	Q2	250,506	288,386	203,377	48	869	41,946	1,378	6,173	10,135	3,584	6,302	17,290	2,532	3,376	8,190
2020	Q1	315,616	353,037	212,676	6,162	2,976	50,855	3,962	6,152	13,552	7,096	4,852	16,215	2,402	3,061	9,861
2019	Q4	305,639	334,839	199,025		4,721	40,509	1,601	6,485	15,787	11,162	6,287	15,507	4,215	3,935	11,961
2019	Q3	332,179	365,949	200,338		4,251	37,188	2,674	6,818	14,652	7,929	2,986	15,009	2,455	3,562	3,938
2019	Q2	348,408	378,890	181,647		4,036	24,250	3,204	6,523	15,633	7,325	3,250	7,824	1,720	2,766	
2019	Q1	357,282	392,058	137,794		2,356	59,707	-	7,819	11,174	3,520	3,602	4,590	1,247		
2018	Q4	375,545	410,938	887		3,581	59,329	843	7,769	17,899	9,773	4,970	14,119	3,590		
2018	Q3	399,622	416,662			3,575	41,389	1,259	8,419	14,758	8,816	2,731	12,522			
2018	Q2	375,225	403,151			3,858	22,075	1,609	2,661	17,694	10,582	5,624	2,697			
2018	Q1	385,825	424,158			3,709	52,374	1,989	6,741	11,272	1,620					
2017	Q4	365,907	402,861			6,663	51,759	910	6,660	17,482						
2017	Q3	395,041	423,938			7,714	24,640	1,948	4,197	17,542						

2019	Q2	19,497	10,312	12,482	3,343	8,939	4,311	6,346	4,003	3,713	7,737	4,071	17,812	5,817
2019	Q1	11,472	4,028	8,558	3,339	4,852	521	4,024	4,564	4,427	8,969	2,389	19,274	17,182
2018	Q4	25,502	13,935	25,329	5,649	5,767	3,663	9,979	4,674	4,264	280		26,913	18,344
2018	Q3	17,995	10,278	13,851	4,887	5,321	7,138	7,558	4,185	4,019			35,984	24,714
2018	Q2	23,257	10,684	35,298	7,164	10,469	8,066	8,359	3,657	3,719			17,078	18,612
2018	Q1	13,182	5,380	6,708	3,319	6,922	1,137	3,309	3,985	3,861			33,346	32,342
2017	Q4	23,079	15,117	29,941	5,381	6,814	6,313	6,906	4,114	4,581			16,744	17,195
2017	Q3	5	14,046	13,310	4,201	3,519	3,924		3,757	2,017			23,899	34,094
2017	Q2	-	7,886	6,096	2,739	5,021	1,304		4,027				22,637	51,532
2017	Q1	4,317	7,884	5,452	4,135				4,543				25,425	50,466
2016	Q4	19,492	10,036	33,081	4,554				3,716				4,716	15,484
2016	Q3	14,149	9,659	10,109	4,863								-	15,287
2016	Q2	20,971	9,628	17,267	6,946								-	15,436
2016	Q1	11,210	7,909	11,317	7,019								-	15,341
2015	Q4	25,237	10,210	29,422	7,294								-	15,478
2015	Q3	17,839	8,729	14,546	5,704								-	15,240
2015	Q2	22,839	7,982	27,438	6,043								12,758	16,330
2015	Q1	11,278	6,134	5,323	5,113								12,758	16,119
2014	Q4	24,439	11,291	36,512	7,542								2,440	16,432
2014	Q3	29,271	7,712	19,929	5,133								13,297	16,509
2014	Q2	25,723	6,053	18,119	5,389								14,416	16,292
2014	Q1	13,054	4,451	7,246	4,720								6,848	7,093
2013	Q4	18,991	5,945	33,751	6,655								249	239

1.8 PURCHASES AND SALES OF UETCL

PLANT	JAN	FEB	MAR	APR	MAY	JUN	JUL	AUG	SEP	OCT	NOV	DEC	TOTAL
ESKOM	110,863	103,176	95,781	76,976	81,190	89,382	100,469	103,263	104,373	119,058	98,298	96,981	1,179,810
BUJAGALI	120,908	110,918	119,976	77,237	97,347	112,676	122,956	123,122	127,461	129,316	125,009	125,041	1,391,967
HYDROMAX	6,628	5,923	5,827	5,731	6,046	6,078	5,936	6,110	5,716	6,322	5,853	6,327	72,497
ISIMBA	75,693	68,180	68,803	56,931	70,362	76,084	78,614	84,773	75,663	69,477	59,158	73,597	857,335
JACOBSEN	5,115	4,879	5,157	5,440	5,145	5,010	5,495	5,233	2,357	601	3,971	5,214	53,617
KINYARA	1,547	1,405	1,010	395	91	892	1,019	755	183	210	20	6	7,534
KAKIRA	13,226	18,157	19,472	12,931	19,169	9,846	13,819	11,492	6,716	384	10,480	14,554	150,245
SAIL-KALIRO	1,675	2,546	2,668	1,800	2,002	2,371	2,879	2,976	3,276	2,953	2,845	3,250	31,241
ELECTROMAX	-	-	-	-	-	-	-	-	-	-	-	-	-
ELCTRMX-AR	461	247	187	26	272	291	281	142	283	403	566	487	3,646
BUGOYE	5,231	3,140	4,825	5,428	3,552	5,542	5,276	5,167	7,230	8,091	7,949	6,060	67,490
MPANGA EMS	7,598	7,217	8,241	10,109	10,296	4,841	2,565	4,561	4,289	9,826	12,606	12,449	94,598
ECOPOWER	2,036	2,018	1,386	707	1,822	614	1,351	1,637	1,624	1,151	1,130	1,336	16,812
ELGON SITI 1	1,257	1,430	1,429	1,771	2,319	2,344	2,816	2,750	2,635	3,241	1,958	538	24,489
ELGON SITI 2	1,167	742	732	456	186	565	294	195	225	201	447	1,086	6,295
HYDRMX-WAKI	1,258	1,156	1,365	1,171	1,537	1,145	1,269	1,383	1,714	6,222	2,719	6,395	27,333
RWANDA	396	337	348	323	356	334	355	371	351	408	437	426	4,442
KCCL	4,930	3,471	4,721	4,784	2,508	2,506	4,279	4,202	2,647	3,046	4,007	4,357	45,457
KML	937	1,069	970	578	248	43	-	-	-	-	-	-	3,845

KPLC(IMP)	1,595	1,246	1,846	1,301	1,320	1,308	1,380	1,246	1,138	1,302	1,420	1,416	16,518
ACCESS	1,394	1,405	1,365	1,371	1,325	1,164	1,063	1,316	1,261	1,499	1,443	1,559	16,165
TRRO SOLAR	1,386	1,281	1,328	1,300	1,291	1,155	1,029	1,320	1,370	1,401	1,400	1,521	15,782
XSABO	2,780	2,850	2,666	2,402	2,746	2,874	2,490	2,489	2,490	2,555	2,422	2,798	31,560
EMERG PWR	1,498	1,474	1,615	1,472	1,533	1,379	1,181	1,283	1,453	1,371	1,452	1,494	17,204
TORORO PV	-	-	-	-	-	-	-	511	1,353	1,461	1,491	1,933	
MUVUMBE	2,889	2,894	4,101	3,425	3,731	2,524	2,004	1,521	1,911	3,076	3,671	3,411	35,158
RWIMI	1,961	1,617	2,058	2,260	2,601	2,216	2,089	2,239	2,853	3,013	2,644	2,585	28,137
NYAMWAMBA	2,309	2,153	2,552	2,512	1,004	-	-	-	-	1,688	2,147	2,171	16,535
LUBILIA	1,558	1,597	1,585	1,776	2,568	1,817	1,733	1,591	1,713	2,164	1,791	-	19,893
NKUUSI	6,617	5,961	3,637	5,798	5,571	5,717	6,507	6,271	5,349	1,454	2,070	2,073	57,025
SINDILA	1,043	999	1,020	778	1,399	1,200	998	1,150	1,564	1,700	1,513	1,330	14,691
MAHOMA	545	961	896	967	1,037	544	239	562	1,017	1,644	1,723	1,601	11,735
ZIBA	2,826	2,469	2,987	2,848	2,864	1,812	1,223	1,381	1,798	4,127	4,494	4,893	33,722
NDUGUTU	1,457	1,311	1,405	1,111	1,683	1,729	1,419	1,389	1,900	2,006	1,656	1,962	19,028
Achwa-ARPE	-	3,301	2,755	139	-	-	-	-	-	5	2,359	3,288	11,848
TIMEX	-	-	-	-	-	32	35	168	394	812	1,755	2,390	5,586
TOTAL PURCHASES	390,782	367,528	374,712	292,254	335,119	346,036	373,062	382,571	374,305	392,189	372,902	394,527	4,389,240
UMEME	346,168	326,177	336,541	256,283	296,141	306,317	328,437	331,934	331,298	346,141	331,889	347,103	3,884,429
PACMEC	235	190	168	185	141	176	210	189	139	196	189	227	2,246
BECS	641	586	592	486	816	720	580	681	1,021	1,119	996	961	9,199

KIL	588	660	653	592	647	639	731	692	592	664	698	719	7,872
UEDCL	8,380	8,830	6,030	8,127	7,512	7,161	7,906	7,857	6,998	8,151	7,502	9,583	94,036
WENRECO	461	247	187	23	276	287	284	142	284	403	566	487	3,646
KRECS	461	475	494	419	398	410	487	507	489	482	446	475	5,544
DOMESTIC	356,933	337,164	344,664	266,116	305,931	315,710	338,636	342,003	340,821	357,156	342,285	359,555	4,006,973
KPLC	10,512	10,242	10,916	8,673	9,283	10,936	12,159	12,877	13,312	11,794	10,019	11,277	131,998
TANESCO	6,056	5,946	5,926	5,951	6,173	6,640	7,906	8,126	7,428	7,455	6,806	6,966	81,379
SNEL/DRC	228	213	224	214	162	55	136	156	228	199	185	169	2,169
REGL	840	379	-	-	460	886	813	751	577	557	608	800	6,670
EXPORTS	17,636	16,779	17,065	14,838	16,078	18,517	21,014	21,910	21,545	20,004	17,618	19,212	222,216
TOTAL SALES	374,569	353,943	361,730	280,953	322,009	334,227	359,650	363,912	362,366	377,161	359,903	378,766	4,229,189

1.9 TRANSMISSION LINES UNDER CONSTRUCTION AS AT DEC 2020

Transmission Line Name	Nominal Voltage (kV)	Route length (km)	No of circuits	Circuit length (km)	Structure Type	Expected commissioning year	Status
Karuma - Kawanda	400	248.2	2	496.4	Steel Tower	2021	Construction and stringing completed. Preparing for pre-commissioning tests. Completion: 100%
Karuma – Olwiyo	400	54.25	2	108.5	Steel Tower	2021	Construction and stringing completed. Preparing for pre-commissioning tests. Completion: 100%
Karuma - Lira	132	75.5	2	151	Steel Tower	2021	Stringing – 16%
							Tower Erection – 93%
							Completion: 80%
Tororo – Opuyo	132	147.5	2	295	Steel Tower	2021	Completion: 76.4% Outstanding is due to Right of Way Issues
Mutundwe-Entebbe	132	23.5	2	47	Steel Tower	2021	Tower erection ongoing
							Transmission Line Completion: 74%
Namanve South SS - Luzira	132	15	2	30	Steel Tower	2021	Design – 75%, Procurement and Manufacturing – 90%,
							Construction – 20%
							Overall Completion: 61.67 %
Opuyo-Moroto	132	160	2	320	Steel Tower	2021	Completed and commissioning tests complete
Bujagali – Tororo-UG/KY Border	220	127	2	254	Steel Tower	2021	A new Contractor, transrail Lighting Ltd started work on 31st January, 2021. Tower erection and foundations ongoing

Matuga – Kasana	132	45	1	45	Wooden poles	2021	Transmission Line works commenced on 1st October 2020; Pole erection – 40%
Namanve - Namanve south	132	6	2	12	Steel Tower	2021	Commissioned on 26th Jan 2021
Mirama - Kabale	132	85	2	170	Steel Tower	2022	Geotechnical investigations and surveys completed. Design reviews ongoing
							Completion: 20%
Lira -Gulu	132	90	2	180	Steel Tower	2022	Detailed Design at 60%
Gulu Nebbi	132	160	2	320	Steel Tower	2022	Detailed Design at 60%
Nebbi - Arua	132	63	2	126	Steel Tower	2022	Detailed Design at 60%
Total				2,554.90			

Source: UETCL

1.10 TRANSMISSION TRANSFORMER CAPACITY AS AT DEC 2020

SUBSTATION	TRANSFORMER	YEAR OF MANUFACTURE	MIN MVA	MAX MVA	VOLTAGE RATIO
<i>CENTRAL REGION</i>					
<u>NAMANVE</u>					
	Transformer 1	2007	32	40	132/33kV
	Transformer 2	2007	32	40	132/33kV
	Transformer 3	2008	32/40	40	132/33kV
<u>LUGOGO</u>					
	Transformer 1	1997	32	40	132/11kV
	Transformer 6	1998	32	40	132/33kV
	Transformer 3	1998	32	40	132/33kV
	Transformer 5	1991	32	40	132/11kV
<u>MUTUNDWE</u>					
	Transformer 1	1991	32	40	132/33kV
	Transformer 2	1995	32	40	132/33kV
	Transformer 3	2003	15	20	132/11kV
	Transformer 4	2003	15	20	132/11kV
<u>KAMPALA NORTH</u>					
	New transformer	2017	32	40	132/33kV
	Transformer 5	2006	32	40	132/11kV
	Transformer 6	2006	32	40	132/11kV

	Transformer 2	2011	32	40	132/33kV
<u>KAWAALA</u>					
	Transformer no 5	1972	15	20	132/11kV
<u>KAWANDA</u>					
	Transformer 1	2009	32	40	132/33kV
	Transformers 2		32	40	132/33kV
	Transformer 1		250	250	220/132kV
	Transformer 2		250	250	220/132kV
<u>QUEENSWAY</u>					
	Transformer 1	2016	32	40	132/33kV
	Transformer 2	2016	32	40	132/33kV
	Transformer 3	2016	32	40	132/33kV
<u>MUKONO</u>					
	Transformer 1	2017	40	63	132/33kV
	Transformer 2	2017	40	63	132/33kV
	Transformer 3	2017	40	63	132/33kV
<u>KAPEEKA</u>					
	Transformer 1	2019	15	20	132/33kV
<i>WESTERN REGION</i>					
<u>MASAKA WEST</u>					
	Transformer 1	1991	15	20	132/33kV
	Transformer 2	2007	20	20	132/33kV
	Transformer 1		80	125	220/123kV
	Transformer 1		80	125	220/123kV
<u>MBARARA NORTH</u>					
	Transformer 1	1963	15	15	132/33kV
	Transformer 2	2007	20	20	132/33kV
<u>MBARARA SOUTH</u>					
	Transformer 1		50	60	220/132kV
<u>NKONGE</u>					
	Transformer 1	1970	7.5	7.5	132/33kV
<u>NKENDA</u>					
	Transformer 1	1991	15	20	132/33kV
	Transformer 2		32	40	132/33kV
<u>KAHUNGYE</u>					
	Transformer 1	2010	20	20	132/33kV
	Transformer 2	2010	20	20	132/33kV
<u>FORT PORTAL</u>					

	Transformer 1		32	40	132/33kV
	Transformer 2		32	40	132/33kV
<u>HOIMA</u>					
	Transformer 1	2016	32	40	132/33kV
	Transformer 2	2016	32	40	132/33kV
<i>EASTERN REGION</i>					
<u>LUGAZI</u>					
-	Transformer 1	2007	14	14	66/11kV
-	Transformer 2	2007	14	14	66/11kV
<u>IGANGA</u>					
	Transformer 1	2017	32	40	132/33kV
	Transformer 2	2017	32	40	132/33kV
<u>TORORO</u>					
-	Transformer 2	1985	15	20	132/33kV
	Mobile Transformer		32	40	132/33kV
<u>BUJAGALI</u>					
-	Transformer 1	2016	250	250	220/132/33kV
	Transformer 2	2016	250	250	220/132/33kV
<i>NORTHERN REGION</i>					
<u>OPUYO</u>					
	Transformer 1	1993	10	10	132/33kV
	Transformer 2	2017	32	40	132/33kV
<u>LIRA</u>					
	Transformer 2	2007	20	20	132/33kV
TOTAL				2,879.50	

1.11 TRANSMISSION SUBSTATIONS UNDER CONSTRUCTION AS AT DEC 2020

TRANSMISSION SUBSTATIONS UNDER CONSTRUCTION AS AT DEC 2020							LATITUDE	LONGITUDE
SUBSTATION	TRANSFORMER	EXPECTED COMMISSIONING YEAR	MIN MVA	MAX MVA	VOLTAGE RATIO	STATUSES		
<i>CENTRAL REGION</i>								
<u>NAMANVE SOUTH</u>								
	Transformer 1	2021	40	63	132/33kV	Commissioned on 26 th January, 2021	0.34514984600027	32.6947048010001
	Transformer 2	2021	40	63	132/33kV			
	Transformer 3	2021	40	63	132/33kV			
<u>LUZIRA</u>								
							0.29470898800025	32.6439830030001

TRANSMISSION SUBSTATIONS UNDER CONSTRUCTION AS AT DEC 2020							LATITUDE	LONGITUDE
SUBSTATION	TRANSFORMER	EXPECTED COMMISSIONING YEAR	MIN MVA	MAX MVA	VOLTAGE RATIO	STATUSES		
	Transformer 1	2021	32	40	132/33kV	98% Complete: Awaiting Energization		
	Transformer 2	2021	32	40	132/33kV			
	Transformer 3	2021	32	40	132/33kV			
<u>ENTEebbe</u>							0.085141575000228	32.4517762780001
	Transformer 1	2021	60	80	132/33kV	Installation of outdoor equipment at the substations Substations Completion: 67%		
	Transformer 2	2021	60	80	132/33kV			
<u>KASANA</u>							0.84662037400054	32.5183251500001
	Transformer 1	2021	2	650	132/33kV	Kasana Substation Civil Works commenced on 18 th Jan 2021; access Road and Site Levelling ongoing		
<u>KAWANDA</u>							0.41357244700035	32.5415212820001
	Transformer 4	2021	650	650	400/220kV	Pre-commissioning tests ongoing 98% Complete		
	Transformer 5	2021	650	650	400/220kV			
WESTERN REGION								
<u>MBARARA SOUTH UPGRADE</u>							-0.597354322999934	30.6060908260001
	Transformer 1	2022	40	60	132/220kV	Sourcing for funds		

TRANSMISSION SUBSTATIONS UNDER CONSTRUCTION AS AT DEC 2020							LATITUDE	LONGITUDE
SUBSTATION	TRANSFORMER	EXPECTED COMMISSIONING YEAR	MIN MVA	MAX MVA	VOLTAGE RATIO	STATUSES		
						from ERA for transfer of transformer from Mirama Substation		
<u>MIRAMA</u>							-1.0010735169995	30.450845099
	Transformer 1	2021	60	60	220/132 kV	Civil works complete, Electro mechanical equipment assembly – 95% complete. Cable laying and termination ongoing		
<u>KABALE</u>							-1.2507189049993	29.999197532
	Transformer 1	2022	32	40	132/33kV	Geotechnical investigations and surveys completed.		
	Transformer 2	2022	32	40	132/33kV	Design reviews ongoing Completion: 20%		
<u>EASTERN REGION</u>								
<u>TORORO UPGRADE</u>		2021					0.63781439400031	34.1179873620001
	Transformer 1	2021	60	80	132/33kV	Civil works complete, Electro mechanical		

TRANSMISSION SUBSTATIONS UNDER CONSTRUCTION AS AT DEC 2020							LATITUDE	LONGITUDE
SUBSTATION	TRANSFORMER	EXPECTED COMMISSIONING YEAR	MIN MVA	MAX MVA	VOLTAGE RATIO	STATUSES		
						equipment assembly – 95% complete. Cable laying and termination ongoing		
<u>BUJAGALI UPGRADE</u>		2021				Civil works complete, Electro mechanical equipment assembly – 95% complete. Cable laying and termination ongoing	0.5015425760002	33.1357709110001
<u>SUKULU PHOSPHATE</u>							0.592196	34.141979
	Transformer 1	2022	50	63	132/10.5kV	Sukulu Substation Civil Works at 70%; 80% of equipment at site		
	Transformer 2	2022	50	63	132/10.5kV			
NORTHERN REGION								
<u>OPUYO SUBSTATION UPGRADE</u>							1.6772523320002	33.6771189230001
	Transformer 3	2020	32	40	132/33kV	Commissioned in March 2021		
<u>KARUMA</u>							2.2465900140005	.2676041670001
	Transformer 1	2021	650	650	400/132kV	Pre-commissioning tests ongoing		
	Transformer 2	2021	650	650	400/132kV			
	Transformer 3	2021	20	20	132/33kV			

TRANSMISSION SUBSTATIONS UNDER CONSTRUCTION AS AT DEC 2020							LATITUDE	LONGITUDE
SUBSTATION	TRANSFORMER	EXPECTED COMMISSIONING YEAR	MIN MVA	MAX MVA	VOLTAGE RATIO	STATUSES		
	Transformer 4	2021	20	20	132/33k V	98% Complete		
<u>OLWIYO</u>							2.5348037900007	31.892133546
	Transformer 1	2021	15	20	132/33k V	Installation of equipment complete. Electrical cabling works and outstanding civil works ongoing. 70% Complete		
	Transformer 2	2021	15	20	132/33k V			
<u>GULU</u>							2.7290063550002	32.303800396
	Transformer 1	2022	32	40	132/33k V	Detailed Design at 30%		
	Transformer 2	2022	32	40	132/33k V			
<u>NEBBI</u>							2.4891275000005	31.0976022340001
	Transformer 1	2022	32	40	132/33k V	Detailed Design at 30%		
	Transformer 2	2022	32	40	132/33k V			
<u>ARUA</u>							2.9990704630007	30.9151642080001
	Transformer 1	2022	32	40	132/33k V	Detailed Design at 30%		
	Transformer 2	2022	32	40	132/33k V			
<u>MOROTO</u>							2.4951400390003	34.6516621660001
	Transformer 1	2021	32	40	132/33k V	Pre-commissioning tests ongoing. Completion: 98%		
	Transformer 2	2021	32	40	132/33k V			
<u>LIRA EXTENSION</u>						Installation of equipment complete. Extension	2.2422125260006	32.885770801

TRANSMISSION SUBSTATIONS UNDER CONSTRUCTION AS AT DEC 2020							LATITUDE	LONGITUDE
SUBSTATION	TRANSFORMER	EXPECTED COMMISSIONING YEAR	MIN MVA	MAX MVA	VOLTAGE RATIO	STATUS		
						on of 132kV busbar ongoing . 85% Complete		
<u>KOLE</u>							2.259224	32.858746
	Transformer 1	2022	32	40	132/33kV	Detailed Design at 30%		
	Transformer 2	2022	32	40	132/33kV			
TOTAL MVA				4,645				

UETCL database

1.12 AVERAGE UNIT TARIFF FOR UETCL IN 2020

CUSTOMER	TIME OF USE	COST/UNIT	CURRENCY
Umeme	Peak	370.05	UGX
	Shoulder	284.65	
	Off Peak	187.78	
KIL	Peak	362.85	
	Shoulder	279.10	
	Off Peak	177.10	
BECS	Peak	354.00	
	Shoulder	272.30	
	Off Peak	165.60	
Abim	Peak	362.85	
	Shoulder	279.10	
	Off Peak	177.10	
KRECS	Peak	348.93	
	Shoulder	268.40	
	Off Peak	171.25	
UEDCL	Peak	326.70	
	Shoulder	256.80	
	Off Peak	159.10	
WENRECO	Peak	352.40	
	Shoulder	271.10	
	Off Peak	170.80	
KPLC		0.1002	USD
TANESCO		0.0752	
RWANDA (EUCL)		0.0825	
SNEL		0.835	

1.13 UETCL OUTAGES IN MEGAWATT HOURS

Year	Quarter	Scheduled Outages	Forced Outages	Force Majeure/Caused by low system demand	Caused by Generator
2020	Q4	601	599	166,822	19,253
2020	Q3	1,391	1,917	242,816	27,362
2020	Q2	115	1,205	302,382	17,027
2020	Q1	2,018	2,049	258,658	17,807
2019	Q4	2,018	2,049	258,658	17,807
2019	Q3	959	1,489	296,667	3,421
2019	Q2	624	1,485	256,964	3,968
2019	Q1	960	1,916	173,756	18,219
2018	Q4	1,146	4,206	151,772	21,779
2018	Q3	945	3,056	179,845	22,830
2018	Q2	244	928	205,737	2,066
2018	Q1	2,932	3,230	196,279	3,727
2017	Q4	613	291	6,214	112
2017	Q3	971	683	191,457	1,910
2017	Q2	2,895	1,415	213,874	2,355
2017	Q1	539	1,083	189,482	118,788
2016	Q4	943	893	239,818	130,115
2016	Q3	1,123	967	242,881	157,718
2016	Q2	320	1,412	260,282	111,713
2016	Q1	229	498	276,457	84,982
2015	Q4	532	918	251,234	182,255
2015	Q3	601	738	-	111,598
2015	Q2	599	483	269,518	147,469
2015	Q1	407	629	312,740	94,192
2014	Q4	1,837	740	278,002	188,642
2014	Q3	375	321	344,243	116,284
2014	Q2	553	1,030	282,448	117,861

2014	Q1	5,979	1,455	-	176,284
2013	Q4	5,962	748	137,705	178,239
2013	Q3	3,023	2,226	211,931	147,031
2013*	Q2	1,035	1,515	225,112	111,861
2013	Q1	228	126	186,376	129,956
2012*	Q4	754	1,526	253,793	114,345
2012	Q3	494	266	5,917	6,342
2012	Q2	1,005	69	4,609	5,754
2012	Q1	2,063	1,103	2,530	3,864
2011	Q4	5,281	134	5,983	4,750
2011	Q3	5,281	134	5,983	4,750
2011	Q2	4,122	61	5,347	3,872
2011	Q1	2,326	91	5,188	2,788
2010	Q4	2,537	94	5,021	3,336
2010	Q3	1,887	66	3,680	3,064
2010	Q2	848	99	4,516	2,015
2010	Q1	1,895	108	4,050	4,708
2009	Q4	285	111	5,815	2,508
2009	Q3	476	107	6,048	2,630
2009	Q2	255	95	6,366	2,630
2009	Q1	304	398	5,315	1,538
2008	Q4	373	88	4,387	1,833
2008	Q3	155	165	2,985	1,233
2008	Q2	757	189	5,535	2,312
2008	Q1	593	75	5,663	722
2007	Q4	798	118	5,664	1,558
2007	Q3	127	106	4,460	826
2007	Q2	192	221	-	1,653
2007	Q1	112	127	-	718

2006	Q4	596	103	-	15
2006	Q3	370	301	-	11,249
2006	Q2	322	207	-	250
2006	Q1	150	113	6,027	312
Notes					
*	Force majeure in this quarter caused by low system demand.				

1.14 ENERGY PURCHASES OF DISTRIBUTION COMPANIES (KWh) 2016- 2020

Year	Quarter	UMEME UGANDA LIMITED				UGANDA ELECTRICITY DISTRIBUTION COMPANY LIMITED										KILEMBE INVESTMENT LIMITED	BECS	PACMES	KYEGEGE WA RURAL ELECTRICITY COOPERATIVE SOCIETY
		Peak	Shoulder	Off-Peak		CNST	EST	MWST	NEST	NNWST	SST	SWST	NWST	PACMES					
2020	Q4	272,116,756	544,319,968	208,579,130	840,151	913,766	1,234,804	2,010,429	3,029,805	3,130,842	2,473,460	11,808,916	601,744	3,075,795					
2020	Q3	255,204,784	519,815,998	201,142,294	767,057	969,348	1,210,485	1,749,706	1,852,609	3,157,777	2,029,186	11,500,772	517,687	2,282,358					
2020	Q2	226,255,689	449,419,621	179,894,462	631,175	753,960	1,109,837	1,639,926	1,961,396	2,692,894	2,273,654	11,500,772	502,043	2,022,480					
2020	Q1	266,316,313	528,067,307	211,772,361	666,198	822,770	1,183,848	1,629,193	3,193,991	2,776,468	2,266,860	11,444,336	592,598	1,818,518					
2019	Q4	256,309,261	502,715,017	198,596,140	767,914	746,981	1,223,863	1,689,280	1,925,185	2,648,296	2,436,829	10,532,683	655,058	2,378,266					
2019	Q3	251,044,299	506,379,589	207,200,573	609,365	777,050	1,162,580	1,686,640	1,990,040	2,911,069	2,006,060	10,985,478	590,831	906,630					
2019	Q2	244,469,654	485,388,686	201,905,451	598,978	602,195	1,172,181	1,433,299	1,816,546	2,540,274	2,058,642	6,654,222	531,027	931,660					
2019	Q1	248,927,128	495,159,500	205,054,794	701,278	650,867	1,186,131	1,781,443	2,025,620	2,330,406	1,973,011	6,105,003	647,936	863,676					
2018	Q4	249,523,605	482,995,857	197,097,679	824,904	736,771	1,234,455	1,816,136	1,736,143	2,518,725	2,246,377	9,419,189	647,936	900,926					
2018	Q3	243,377,452	481,311,179	196,870,027	768,294	787,178	1,123,649	1,901,310	1,703,335	2,642,512	2,083,322	8,310,167	651,996	726,684					
2018	Q2	234,429,646	458,195,834	188,221,640	604,468	491,990	970,435	1,277,467	1,728,669	2,309,622	2,365,571	5,334,276	544,375	703,006					

		UGANDA ELECTRICITY DISTRIBUTION COMPANY LIMITED										PACMES	BECS	KILEMBE INVESTMENT LIMITED	KYEGEGE WA RURAL ELECTRICITY COOPERATIVE SOCIETY	
		UMEME UGANDA LIMITED														
2018	Q1	236,439,226	447,600,010	185,064,126	589,176	584,986	961,440	1,146,047	1,651,715	2,194,913	1,696,107	4,427,162	497,323	757,120	1,447,580	985,781
2017	Q4	231,332,227	437,175,366	189,708,514	670,317	584,986	921,578	1,054,922	1,564,273	2,433,967	1,571,071	4,793,104	562,715	796,488	1,518,084	972,138
2017	Q3	230,780,918	432,854,118	183,221,157	541,078	461,555	816,302	931,145	1,285,022	2,465,077	1,349,409	4,575,568	600,817	642,736	1,388,794	907,113
2017	Q2	222,517,378	410,890,865	176,976,902	505,982	356,194	719,054	1,001,417	1,247,152	2,027,653	1,122,985	3,751,278	473,099	685,190	1,385,853	741,891
2017	Q1	226,207,498	417,074,205	177,008,886	442,091	201,057	931,168	876,341	1,247,495				592,634	790,388	1,369,968	861,474
2016	Q4	224,929,887	409,036,603	168,580,510									548,169	762,689	1,274,411	758,230
2016	Q3	221,480,537	413,064,979	167,351,423									562,537	710,757	1,273,642	723,568
2016	Q2	225,090,220	399,290,511	164,536,566						2,013,298	1,779,966	3,857,105	579,456	733,000	1,091,475	579,606
2016	Q1	217,764,090	396,005,550	163,209,887						1,834,480	1,569,191	3,891,064	572,533	752,000	1,398,173	580,848

Source: ERA Comprehensive Electricity Supply Industry Database

1.15 EMPLOYEES OF DISTRIBUTION COMPANIES (2016 – 2020)

Period	UMEME UGANDA LIMITED		PACMECS	BUNDIRUGY O CO-OPERATIVE SOCIETY	KILEMBE INVESTMENTS LIMITED	UGANDA ELECTRICITY DISTRIBUTION COMPANY LIMITED								KRECS	UEDCL	FERDSULT ENGINEERING SERVICES	
	Year	Quarter	Expatriates	National	National	CNST	EST	MWST	NESST	NNWST	SSST	SWSST	NWST	National	National	National	
2020	Q4	5	1614	40	44	35	26	19	15	31	45	40	34	64	46		
2020	Q3	5	1616	40	34	34	25	21	14	30	58	36	31	64	47		
2020	Q2	5	1620	40	34	35	25	21	14	30	43	38	31	64	47		
2020	Q1	5	1616	32	34	35	25	21	14	30	43	38	31	64	39		
2019	Q4	5	1625	36	34	35	25	21	14	30	43	38	32	62	43		
2019	Q3	4	1518	36	34	33	25	21	14	30	43	38	32	62	38		
2019	Q2	5	1492	32	34	33	25	21	14	30	42	38	32	51	38		
2019	Q1	3	1498	32	34	33	25	21	14	30	42	40	30	51	38		
2018	Q4	4	1500	34	34	33	25	22	13	31	42	37	32	62	38		
2018	Q3	4	1484	32	34	32	25	21	15	31	42	37	32	62	22	47	
2018	Q2	4	1452	32	34	32	25	21	13	29	36	37	32	51	22	47	
2018	Q1	7	1458	32	34	32	26	19	13	29	36	35	30	51	22	47	
2017	Q4	6	1466	30	34	32	25	19	13	24	36	32	30	51	23	47	
2017	Q3	6	1475	30	34	32	13	17	11	17	28	24	19	30	21	47	
2017	Q2	6	1419	30	34	35	13	17	11	19	28	23	19	30	21	92	
2017	Q1	6	1395	31	34	42	13	17	11	19	25				18	92	
2016	Q4	6	1,378	32	34	40									16	89	
2016	Q3	6	1,390	25	34	36									16	69	124
2016	Q2	7	1,389	27	34	36									16	69	124
2016	Q1	7	1,368	26	37	31									16	69	131

Source: ERA Comprehensive Electricity Supply Industry Database

ATOMIC ENERGY COUNCIL STATISTICS

1.16 Registered radioactive sources by type/radionuclide

Nuclide	Co-60	Co-57	Ir-192	Cs-137	Am241: Be	Am-241	Ra-226	Pa-233	Th-232	Sr-90	C-14	H-3	Ni-63	Kr-85	Total
No. of Sources	8	2	1	77	56	23	2	2	2	5	1	2	2	2	185

1.17 Registered radiation generators by type

Generator Type	CT Scanner	Fluoroscopy	C-arm	Plain X-Ray	Dental X-ray	Mammography	Baggage	Bone Densitometers	Industrial X-ray	XRF	Total
No. of Generators	29	30	22	401	132	19	75	2	4	7	721

1.18 Inspected facilities

#	Facility name	Inspection date	Type of practice	District
Medical/Industrial/Security/Research inspections				
1.	Alpha Imaging and Diagnostic Services	09/09/2020	Medical	Mubende
2.	Alshafa Modern Medical Centre	3/24/2020	Medical	Jinja
3.	Arua Medical & Radiology Centre	01/10/2020	Medical	Arua
		2/25/2020		
4.	Arua Regional Referral Hospital	2/26/2020	Medical	Arua
5.	Atutur Hospital	09/09/2020	Medical	Kumi
6.	Azur Christian Health Centre Iv	7/29/2020	Medical	Hoima
7.	Bank of Uganda-Mbarara	03/12/2020	Security	Mbarara
8.	Bethesda Hospital Soroti Ltd	8/25/2020	Medical	Soroti
9.	Born Medical Centre	2/27/2020	Medical	Lyantonde
10.	Bugiri Hospital	3/24/2020	Medical	Bugiri
11.	Bulamu Medical Centre	03/10/2020	Medical	Masaka
		5/26/2020		
12.	Busingye Clinic	2/25/2020	Medical	Ibanda
13.	Bwera General Hospital	5/22/2020	Medical	Kasese
14.	Bwindi Community Hospital (C.O.U)	11/10/2020	Medical	Kanungu
15.	C.O.U Kisiizi Hospital	11/11/2020	Medical	Kabale
16.	Case Hospital	1/30/2020	Medical	Kampala
17.	China Communications and Constructions Company	9/17/2020	Industrial	Kampala
18.	China Wuyi Co. Ltd	1/17/2020	Industrial	Kampala
19.	City Medicals Hoima	11/18/2020	Medical	Hoima
20.	Community Clinic & Imaging Centre-Soroti	8/26/2020	Medical	Soroti
21.	CSI Medical Centre	3/13/2020	Medical	Wakiso
22.	Divine Mercy Hospital Tororo	7/15/2020	Medical	Tororo
23.	Divine Mercy Medical Centre	03/11/2020	Medical	Ntungamo
24.	Doctor's Clinic Hoima	11/17/2020	Medical	Hoima

25.	Doctor's Plaza Nsambya	1/22/2020	Medical	Kampala
26.	Doctor's Plaza Tororo	9/22/2020	Medical	Tororo
27.	Doko Medical Center	1/23/2020	Medical	Mbale
28.	Ecurei Mengo Hospital	02/04/2020	Medical	Kampala
29.	EDPA Medical Services	11/17/2020	Medical	Hoima
30.	Fastline Medical Centre	3/24/2020	Medical	Bugiri
31.	Gerald Matovu Ultrasound Scan Centre	09/10/2020	Medical	Mityana
32.	Global Surgical Initiatives - Kyabirwa Surgical Centre	9/23/2020	Medical	Jinja
33.	Good Will Medical Clinic-Lyantonde	2/27/2020	Medical	Lyantonde
34.	Goodwill Imaging Services Masaka	03/11/2020	Medical	Masaka
35.	Gulu Independent Hospital	10/21/2020	Medical	Gulu
		11/05/2020		
36.	Gulu Medical Imaging Consultants	10/19/2020	Medical	Gulu
37.				
38.	Gulu Regional Referral Hospital	10/20/2020	Medical	Gulu
39.	Hoima Imaging Centre	11/18/2020	Medical	Hoima
40.	Hoima Regional Referral Hospital	11/19/2020	Medical	Hoima
41.	Ibanda Central Clinic	2/26/2020	Medical	Ibanda
42.	Ibanda Hospital	2/26/2020	Medical	Ibanda
		5/25/2020		
43.	Iganga Hospital	9/23/2020	Medical	Iganga
44.	Ikram Doctor's Clinic	2/18/2020	Medical	Kapchorwa
45.	International Diagnostic Centre (IDC)	06/05/2020	Medical	Kampala
46.	Iran-Uganda Hospital	6/15/2020	Medical	Kampala
		7/13/2020	Medical	Kampala
47.	Ishaka Adventist Hospital	2/25/2020	Medical	Bushenyi
		5/14/2020		
48.	IUIU-Department of Physics	8/27/2020	Research	Mbale
49.	JB International Health Centre	6/17/2020	Medical	Kampala
50.	Jinja Regional Referral Hospital	9/23/2020	Medical	Jinja
51.	Joint Clinical Research Centre	06/02/2020	Medical	Wakiso
52.	Kabarole Hospital	1/16/2020	Medical	Kabarole
53.	Kabwohe Clinic Research Centre	2/27/2020	Medical	Bushenyi
		5/14/2020	Medical	Bushenyi
54.	Kagando Hospital	5/22/2020	Medical	Kasese
55.	Kairos Hospital	02/12/2020	Medical	Mukono
56.	Kakira Sugar Limited Hospital	3/24/2020	Medical	Jinja
57.	Kaloli Lwanga Hospital, Nyakibale	11/11/2020	Medical	Rukungiri
58.	Kam Imaging Centre Mbarara	2/27/2020	Medical	Mbarara
59.	Kam Imaging Centre –Soroti	1/22/2020	Medical	Soroti
60.	Kam Medical Consult Clinic	8/13/2020	Medical	Kampala
61.	Kambuga Hospital	07/02/2020	Medical	Kanungu
		11/10/2020		
62.	Kampala Imaging Centre (Ngabo)	6/25/2020	Medical	Kampala
63.	Kampala Medical Chambers Limited	7/16/2020	Medical	Kampala
64.	Kapchorwa General Hospital	8/25/2020	Medical	Kapchorwa
65.	Kawempe General Referral Hospital	6/18/2020	Medical	Kampala
66.	Kiruddu General Referral Hospital	06/04/2020	Medical	Kampala
67.	Kitagata Hospital	2/26/2020	Medical	Bushenyi
68.	Kitovu Hospital	03/10/2020	Medical	Masaka
69.	KIU Teaching Hospital	2/25/2020	Medical	Bushenyi
		5/14/2020		
70.	Kona Clinic Amuria	9/16/2020	Medical	Amuria
		10/24/2020	Medical	Amuria
71.	Kuluva Hospital	2/27/2020	Medical	Arua

72.	Kumi Hospital	09/08/2020	Medical	Kumi
73.	Kumi Orthopaedic Centre	09/09/2020	Medical	Kumi
74.	Kyembogo Holy Cross Health Centre III	1/16/2020	Medical	Kyenjojo
		5/22/2020		
75.	Kyotera Medical Centre	03/12/2020	Medical	Rakai
76.	Life Aid Mediclinic Services	11/17/2020	Medical	Kabarole
77.	Lira Medical Center	10/21/2020	Medical	Lira
78.	Lira Medical Diagnostic Centre	10/20/2020	Medical	Lira
79.	Lira Regional Referral Hospital	10/21/2020	Medical	Lira
80.	Lyantonde Hospital	2/27/2020	Medical	Lyantonde
81.	Makerere University Case Western Reserve	6/24/2020	Medical	Kampala
82.	Masaka Imaging Services	03/11/2020	Medical	Masaka
83.	Masha Clinic	2/19/2020	Medical	Kapchorwa
84.	Mbale General Clinic – Annex	1/23/2020	Medical	Mbale
		7/14/2020		
85.	Mbale People’s Clinic-Vaena	1/23/2020	Medical	Mbale
86.	Medic Imaging Centre	3/25/2020	Medical	Iganga
87.	Medical Imaging Consultants	06/08/2020	Medical	Kampala
88.	Medical Imaging Services – Buikwe	7/13/2020	Medical	Buikwe
89.	Medicare Diagnostic Centre	3/24/2020	Medical	Jinja
		08/12/2020		
90.	Medipal International Hospital	03/04/2020	Medical	Kampala
91.	Midtown Imaging Centre	10/16/2020	Medical	Lira
92.	Mola Medical Centre	10/21/2020	Medical	Gulu
93.	Mount Carmel Medical Centre – Kyenjojo	11/17/2020	Medical	Kyenjojo
94.	Nabulola Community Health Initiative	9/22/2020	Medical	Busia
95.	Nakaseke Hospital	7/27/2020	Medical	Nakaseke
		11/02/2020		
96.	New Edge Medical Centre	9/23/2020	Medical	Tororo
97.	Ngora Freda Carr C.O.U Hospital	09/10/2020	Medical	Ngora
98.	Nile Breweries Ltd – Jinja	9/24/2020	Industrial	Jinja
99.	Nile Fibre Board Ltd	11/06/2020	Industrial	Nakasongola
100.	Nile International Hospital Jinja	3/25/2020	Medical	Jinja
101.	Nkozi Hospital	09/08/2020	Medical	Mpigi
102.	Ntungamo Main Imaging Centre	03/10/2020	Medical	Ntungamo
103.	Pallisa General Hospital	09/08/2020	Medical	Pallisa
104.	Pan Dental Surgery Buganda Road	06/12/2020	Medical	Kampala
105.	Pentecostal Assemblies of God Health Unit-Lira	10/22/2020	Medical	Lira
106.	Pioneer Medical Centre –Nebbi	2/27/2020	Medical	Nebbi
107.	Remesta Diagnostics	8/27/2020	Medical	Mbale
108.	Rippon Medical Services	9/22/2020	Medical	Jinja
109.	Ruby Medical Centre	6/16/2020	Medical	Kampala
110.	Rugyeyo Community Hospital	11/10/2020	Medical	Kanungu
111.	Rujumbura Medicare Services Ltd	11/11/2020	Medical	Rukungiri
112.	Rushere Community Hospital	2/25/2020	Medical	Kiruhura
		08/03/2020		
113.	Ruth Gaylord Hospital Maganjo	10/15/2020	Medical	Wakiso
114.	Serere Diagnostic Centre	9/16/2020	Medical	Serere
115.	Shalom Medical Diagnostic Centre	1/24/2020	Medical	Iganga
		02/12/2020		
116.	Sheraton Kampala Hotel	9/28/2020	Security	Kampala
117.	Showers Foundation Health Centre	2/27/2020	Medical	Nebbi
118.	Soroti Joint Medical Services Ltd	8/25/2020	Medical	Soroti
119.	St. Ambrose Charity Health Centre	7/28/2020	Medical	KIBAALE

120.	St. Benedicts Health Centre	3/25/2020	Medical	Jinja
121.	St. Daniel Comboni Hospital-Kyamuhunga	2/26/2020	Medical	Bushenyi
122.	St. Luke Imaging Centre – Kambuga	11/10/2020	Medical	Kanungu
123.	St. Mary's Hospital – Lacor	10/20/2020	Medical	Gulu
124.	St. Stephen's Hospital Mpererwe Church of Uganda	06/01/2020	Medical	Kampala
125.	Uganda Post Limited	9/28/2020	Security	Kampala
126.	Universal Kworora Nursing Home	03/10/2020	Medical	Ntungamo
		5/26/2020		
127.	Women Hospital International and Fertility Centre	10/22/2020	Medical	Kampala
Environmental Radiological monitoring special inspections				
#	Name of site	No of sites	Inspection date	District
1.	Nyero Rock Caves	3	27-28/10/2020	Kumi
2.	Sipi fall Cave	1	29/10/2020	Kapchorwa
3.	Amabere Ga Nyina Mwiru	2	24-25/11/2020	Kabarole
4.	Semwema Caves	1	26/11/2020	Kakumiro
Non-ionizing radiation special inspections				
SN	Site Location/ Description	Site name, ID	Inspection date	District
1.	Kisoro tank hill, next to NWSC office	ETO/UG/30018/MBR, MKDR4561	26-30/10/2020	Kisoro
2.	Kisoro tank hill, next to NWSC office	Kisoro, 605110		Kisoro
3.	Kisoro tank hill, next to NWSC office	-		Kisoro
4.	Gishegera hill	UBC & Kisoro FM		Kisoro
5.	Gishegera hill top	Mutolere, 605654		Kisoro
6.	Mutolere, overlooking L. Makanda	Muhabura FM	26-30/10/2020	Kisoro
7.	Gisenyi Hill, Bikoko village	-		Kisoro
8.	Kagano Hill, Rukoro village	-		Kisoro
9.	Rwaburimbe Hill	Rwaburimbe, ETO/UG/30016/MBR, MDKL4354		Kisoro
10.	Rwaburimbe Hill	Rwaburimbe, 605403		Kisoro
11.	Rwaburimbe Hill	Rwaburimbe		Kisoro
12.	Rwaburimbe Hill	Rwaburimbe	26-30/10/2020	Kisoro
13.	Muko Parish, near Muko Parish Church	Muko, 606048		Rubanda
14.	Kigonzi road, The Boss Monalisa Hotel	-		Kabale
15.	Central market, M-comfort Hotel, Kaheesi building, Kabale high str.	-		Kabale
16.	Golf course, near White Horse Inn	Kabale 2, ETOU/UG/30034/MBR, WE2408		Kabale
17.	Makanga hill, near Kabale Regional Referral Hosp	Kabale, ETO/UG/30013/MBR, MDKL4351		Kabale
18.	Rugarama hill, next to Revival Radio 96.2FM	-		26-30/10/2020
19.	Nyabikoni ward, Nyakabungo residential area, Kabale municipality	Nyakabungo, 606094	Kabale	
20.	Kishongati Hill, Bukinda	Kishongati, 606840	Rukiga	
21.	Kashongati Hill, off Kamwezi road	Muhanga Kabale 2, WES446	Rukiga	
22.	Muhanga Hill	Kashongati, 605150	Rukiga	
23.	Katinda Hill, Airtel site	Katinda, 609145	Ntungamo	

24.	Katinda, UTL, UBC and Radio Ankole site	-		Ntungamo
25.	Ntungamo town, off Mirama Road at South Ankole Mission Health Centre III	Ntungamo town, 605774		Ntungamo
26.	Ntungamo town next to Ntungamo District Local Govt Offices	Ntungamo, 609280	26-30/10/2020	Ntungamo
27.	Ntungamo town, UTL Site near Chief magistrates Court	-		Ntungamo
28.	Ruhanga Hill	Ruhanga, 605849		Ntungamo
29.	Itojo town	Itojo Warid, ETO/UG/30114/FMBR		Ntungamo
30.	Bwenkoma Hill, Ruti Trading Centre, near Tank Hill	Mbarara Q3 4, WE2317		Mbarara
31.	Bwenkoma Hill	Bwenkoma, 605158		Mbarara
32.	Ruti, Nyakayojo town	Ruti, ETO/UG/30230/MBR		Mbarara
33.	Boma Hill, near Radio West	Mbarara town/ Boma, 609232		Mbarara
34.	Boma Hill, Site behind Radio west (site group 2)	-		Mbarara
35.	Boma Hill	Radio West		Mbarara
36.	Boma Hill, Mbarara Golf Course, Beco Hostel	Mbarara Golf, 605021		Mbarara
37.	Nkokonjeru hill, TV mast for UBC	Nkokonjeru, UG060801		Mbarara
38.	Mbarara City Centre, on top of Classic Hotel, High Street and Mackan Singh street	-		Mbarara
39.	Mbarara City Centre, on top of Former DFCU bank building, High Street	-		Mbarara
40.	Biharwe hill	Biharwe, ETOU/UG/30004/MBR, WE2261	Mbarara	
41.	Tororo Town, top of South Bukedi Building, Hillary Rd	-	23-27/11/2020	Tororo
42.	Tororo Town, Industrial Area, next to Peoples General Clinic, Nagongera	Tororo, MDTR2603		Tororo
43.	Mile 2, Juba, Tororo-Mbale Rd	Tororo, 605091		Tororo
44.	Mile 2, Juba, within MTN Switch for Eastern Uganda premises	Tororo MGW-Transmission, 606014		Tororo
45.	Mukujju Town, Koi zone, near Hima Cement factory	Mukujju, ATC ID 608205, MR243453		Tororo
46.	Petta Town, 2km behind Petta, Mile 8, Tororo - Mbale Road	Petta Tororo, 605764		Tororo
47.	Busiu Town, next to Busiu SS main gate	Busiu, 605243		Mbale
48.	Busiu Town, Next Busiu Health Centre	Busiu ETO/UG/20069/MBR, 608060, MR2435441	23-27/11/2020	Mbale
49.	Busiu, next to foam factory gate	Busiu, ETO/UG/20086/MBL, 2006		Mbale
50.	Shananda Village, Bungokho	Nabumali, ETO/UG/20030/MBL, MDML2406		Mbale
51.	Mbale City Centre, Multichoice tower at Oxygen hotel, Mbale	Multichoice	23-27/11/2020	Mbale
52.	Mbale City Centre, Republic Street/ Mumias Street, top of Elgon Mansions Opposite Mbale CPS	-		Mbale
53.	Mbale City Centre, Bishop Wasike Road, top of Vashan Buliding, Sayona guest house	-		Mbale
54.	Namayemba, next to Ebenezer High School	Namayemba, 606540		Mbale

55.	Naluwerere, Hill top at St Stephens Naluwerere COU	Bugiri, 605058		Bugiri
56.	Bugiri Town, Katawo zone, near Bugiri NRM Youth Office	Bugiri town, ETO/UG/20143/MBL		Bugiri
57.	Busanze, Bugiri B, Busanze village	Busanze, 606565		Bugiri
58.	Busanze, Bugiri A, Busanze village	ETO/UG/2001/MBL, EA5057		Bugiri
59.	Busowa town, along the Bugiri Iganga highway	Busowa, ETOU/UG/20025/MBL, EA5084		Bugiri
60.	Butaba along Bugiri Iganga Highway	Butaba, ETO/UG/20073/MBL	23-27/11/2020	Bugweri
61.	Busei town, near Railway line	Busei, 606453		Iganga
62.	Kaliro Rd junction, Iganga town	Iganga, ETO/UG/20004/MBL, MD1G2502		Iganga
63.	Iganga town, TV Site in Bugamba zone next to Vigours Kindergaten School	Iganga Central, UG060601		Iganga
64.	Bugumba town	Bugumba X, ETO/UG/608299		Iganga
65.	Nkatu village, opposite Iganga High School gate	Nkatu Proper, 606797		Iganga
66.	Kiribaki town, along Jinja-Iganga Highway near Iganga Technical Instute	Walugogo, ETO/UG/20005/MBL, MDI2503		Iganga
67.	Wairaka, Off Jinja Iganga Road	Wairaka, ETO/UG/20050/MBL	23-27/11/2020	Jinja
68.	Wairaka town, near Holy Cross Lake View Secondary School	Wairaka, 605969		Jinja
69.	Bugembe near Bugembe Cathedral	Bugembe, ETO/UG/20012/MBL		Jinja
70.	Jinja city centre, Magwa ward, opposite Brac Uganda Bank Ltd	Jinja St. James Secondary School, ETO/UG/20092/JIN, 2012		Jinja
71.	Jinja Town, Biashara building, Biashara supermarket	-		Jinja
72.	Jinja City Centre on top Igar Plaza	-		Jinja
73.	Jinja City Centre, Opposite Rwamgaria building, lower street	-		Jinja

1.19 Compliant facilities

#	Facility Name	Type of Facility	Type of ownership	District
1.	Abii Clinic	Medical	Private	Kampala
2.	Abubaker Technical Services and General Supplies Limited	Industrial	Private	Mukono
3.	Access Dental Care	Medical	Private	Kampala
4.	Adjumani General Hospital	Medical	Government	Adjumani
5.	Aga khan University Hospital-Acacia Medical Centre	Medical	Private	Kampala
6.	Aga khan University Hospital Kampala	Medical	Private	Kampala
7.	Ahmadiya Muslim Hospital-Mbale	Medical	Private	Mbale
8.	Alpha Imaging and Diagnostic Services	Medical	Private	Mubende
9.	Alshafa Modern Hospital Limited	Medical	Private	Jinja
10.	Apac Hospital	Medical	Government	Apac
11.	Angal St. Luke Hospital	Medical	Private	Nebbi

#	Facility Name	Type of Facility	Type of ownership	District
12.	Aroma Medical Centre	Medical	Private	Kampala
13.	Arua Medical and Radiology Centre	Medical	Private	Arua
14.	Arua Medical and Radiology Centre-Annex	Medical	Private	Arua
15.	Arua Regional Referral Hospital	Medical	Government	Arua
16.	Azur Christian Health Centre IV	Medical	Private	Hoima
17.	Bai Health & Medical International Centre	Medical	Private	Kampala
18.	Bamu Hospital Ltd	Medical	Private	Sembabule
19.	Bank of Uganda –Arua	Industrial	Government	Arua
20.	Bank of Uganda Clinic	Medical	Government	Kampala
21.	Bank of Uganda-Kampala	Industrial	Government	Kampala
22.	Bank of Uganda-Mbale	Industrial	Government	Mbale
23.	Bank of Uganda-Gulu	Industrial	Government	Gulu
24.	Bank of Uganda-Masaka	Industrial	Government	Masaka
25.	Bank of Uganda-Mbarara	Industrial	Government	Mbarara
26.	Basils Dental Clinic Ltd	Medical	Private	Kampala
27.	Bayan Kampala Diagnostic Centre	Medical	Private	Kampala
28.	Bhandari Dental	Medical	Private	Kampala
29.	Benedict Medical Centre	Medical	Private	Kampala
30.	Bethesda Hospital Soroti Ltd	Medical	Private	Soroti
31.	Bethany Health Services	Medical	Private	Kampala
32.	Bishop Ceaser Asili Hospital	Medical	Private	Luwerp
33.	Bwera General Hospital	Medical	Private	Kasese
34.	Bugiri District Hospital	Medical	Government	Bugiri
35.	Bulamu Medical Centre	Medical	Private	Masaka
36.	Bwindi Community Hospital	Medical	Private	Kanungu
37.	Bugolobi Medical Centre	Medical	Private	Kampala
38.	Busia Community Medical Services Ltd	Medical	Private	Busia
39.	Busingye Clinic	Medical	Private	Ibanda
40.	Busabala Road Nursing Home	Medical	Private	Wakiso
41.	Butabika National Referral Mental Hospital	Medical	Government	Kampala
42.	Byansi Clinic-Masaka	Medical	Private	Masaka
43.	Case Hospital – Buganda Road	Medical	Private	Kampala
44.	Case Hospital-Kitoro Entebbe	Medical	Private	Wakiso
45.	Carewise Laboratory & Diagnostic Center	Medical	Private	Kampala
46.	Century Bottling Co. Ltd Namanve Plant	Industrial	Private	Mukono
47.	Centenary Rural Development Bank	Industrial	Private	Kampala
48.	China Communications Construction Company Limited	Industrial	Private	Kampala
49.	China State Construction Engineering Corporation Ltd	Industrial	Private	Kween
50.	China Uganda Friendship Hospital	Medical	Private	Kampala
51.	City Medicals Centre	Medical	Private	Kampala
52.	City Medicals-Hoima	Medical	Private	Hoima
53.	Community Clinic & Imaging Centre-Kumi	Medical	Private	Kumi
54.	Community Clinic & Imaging Centre-Soroti	Medical	Private	Soroti
55.	Crown Beverages Limited	Industrial	Private	Kampala
56.	Crown Beverages Limited Kakungulu Annex	Industrial	Private	Kampala
57.	Uganda Civil Aviation Authority	Security	Government	Wakiso
58.	Comprehensive Rehabilitation Services in Uganda (CoRSU)	Medical	Private	Wakiso
59.	COWI Uganda Limited	Industrial	Private	Kampala
60.	Cure Children’s Hospital of Uganda	Medical	Private	Mbale
61.	Cure ‘O’ Sity Health Care Ltd	Medical	Private	Kampala
62.	DFCU Limited	Industrial	Private	Kampala
63.	Discovery Medical Centre	Medical	Private	Adjumani
64.	Divine Mercy Hospital Mbarara	Medical	Private	Mbarara

#	Facility Name	Type of Facility	Type of ownership	District
65.	Divine Mercy Hospital Tororo	Medical	Private	Tororo
66.	Divine Mercy Medical Clinic- Ntungamo	Medical	Private	Ntungamo
67.	Divine Will Diagnostic Imaging Centre	Medical	Private	Kasese
68.	Doctor's Clinic Hoima	Medical	Private	Hoima
69.	Doctor's Medical Centre-Kampala	Medical	Private	Wakiso
70.	Doctor's Hospital-Sseguku	Medical	Private	Wakiso
71.	Doctor's Plaza Tororo	Medical	Private	Tororo
72.	Doctors' Plaza-Nsambya	Medical	Private	Kampala
73.	Donau Dental Clinic	Medical	Private	Kampala
74.	DOTT Services Ltd	Industrial	Private	Kampala
75.	Double Cure Medical Centre	Medical	Private	Mpigi
76.	East Africa Development Bank	Security	Private	Kampala
77.	Ecos Medical Foundation Ltd	Medical	Private	Kampala
78.	Ecurei Mengo Hospital	Medical	Private	Kampala
79.	Edpa Medical Services	Medical	Private	Hoima
80.	Emergency Life Support for Civilian War Victims	Medical	Private	Wakiso
81.	Entebbe Handling Services Limited	Security	Private	Wakiso
82.	Family Care Clinic Arua	Medical	Private	Arua
83.	Family Care Hospital Arua	Medical	Private	Arua
84.	Fitzmann Medical and Dental Clinic	Medical	Private	Gulu
85.	Florence Nightingale Hospital	Medical	Private	Apac
86.	Georo Medical Clinic & Laboratory	Medical	Private	Kampala
87.	Gerald Matovu Ultrasound Centre	Medical	Private	Mityana
88.	Ggwaatiro Hospital	Medical	Private	Wakiso
89.	Global Surgical Initiatives-Kyabirwa Surgical Centre	Medical	Private	Jinja
90.	Gofine Clinic	Medical	Private	Kamuli
91.	Good Will Medical Clinic-Lyantonde	Medical	Private	Lyantonde
92.	Good Will Imaging Services Masaka	Medical	Private	Masaka
93.	Great Mission Medical Centre	Medical	Private	Sembabule
94.	Gulu Independent Hospital	Medical	Private	Gulu
95.	Gulu Medical Imaging Consults Limited	Medical	Private	Gulu
96.	Health Line Imaging & Diagnostic Centre	Medical	Private	Wakiso
97.	Heek International Development Limited	Industrial	Private	Jinja
98.	Henrob Medical Centre	Medical	Private	Wakiso
99.	Hoima Imaging Centre	Medical	Private	Hoima
100.	Hoima Regional Referral Hospital	Medical	Government	Hoima
101.	Holy Cross Orthodox Mission Hospital	Medical	Private	Kampala
102.	Holy Innocent's Children's Hospital	Medical	Private	Mbarara
103.	Holy Family Virika Hospital	Medical	Private	Kabarole
104.	House of holy family nursing home	Medical	Private	Kyotera
105.	Ibanda Central Clinic	Medical	Private	Ibanda
106.	International Diagnostic Centre (IDC)	Medical	Private	Kampala
107.	International Hospital Kampala-Namuwongo	Medical	Private	Kampala
108.	International Organization Migration (IOM)	Medical	Private	Kampala
109.	Iran Uganda Medical Centre	Medical	Private	Kampala
110.	Ishaka Adventist Hospital	Medical	Private	Bushenyi
111.	JB International Centre	Medical	Private	Kampala
112.	Jinja Islamic Health Centre	Medical	Private	Jinja
113.	Jinja Regional Referral Hospital	Medical	Government	Jinja
114.	Joint Clinical Research Centre	Medical	Private	Wakiso
115.	Jubilee Dental Ltd- Wampewo Avenue	Medical	Private	Kampala
116.	JRC Medical Chambers	Medical	Private	Tororo
117.	Kabarole Hospital	Medical	Private	Kabarole
118.	Kabwohe Clinic Research Centre	Medical	Private	Sheema

#	Facility Name	Type of Facility	Type of ownership	District
119.	KADIC Clinic –Nakulabye	Medical	Private	Kampala
120.	Kagando Hospital	Medical	Private	Kasese
121.	Kalson Medical Centre	Medical	Private	Kampala
122.	Kam Medical and Diagnostic Centre	Medical	Private	Kampala
123.	Kam Imaging Centre-Mbarara	Medical	Private	Mbarara
124.	Kam Imaging Centre Soroti	Medical	Private	Soroti
125.	Kam Consult Clinic- Old Mulago	Medical	Private	Kampala
126.	Kampala Hospital Limited	Medical	Private	Kampala
127.	Kambuga Hospital	Medical	Private	Kanungu
128.	Kampala Independent Hospital	Medical	Private	Kampala
129.	Kampala International University Teaching Hospital	Medical	Private	Bushenyi
130.	Kampala Imaging Centre-Ngabo	Medical	Private	Kampala
131.	Kampala Imaging Centre- Lumumba	Medical	Private	Kampala
132.	Kampala Imaging Centre- Bombo	Medical	Private	Kampala
133.	Kampala Serena Hotel	Industrial	Private	Kampala
134.	Kapchorwa General Hospital	Medical	Government	Kapchorwa
135.	Kasana Medical & Imaging Centre	Medical	Private	Luwero
136.	Kampala Medical Chambers	Medical	Private	Kampala
137.	Kawolo Hospital	Medical	Government	Buikwe
138.	Kay's Dental Clinic-Colline House	Medical	Private	Kampala
139.	Kay's Dental Clinic –Kamwokya	Medical	Private	Kampala
140.	Kibuli Muslim Hospital	Medical	Private	Kampala
141.	Kiruddu National Referral Hospital	Medical	Government	Kampala
142.	Kitagata General Hospital	Medical	Government	Sheema
143.	Kisandi Medical Centre	Medical	Private	Rubirizi
144.	Kisiizi Hospital C.O. U	Medical	Private	Rukungiri
145.	Kisoro Hospital	Medical	Government	Kisoro
146.	Kisubi Hospital	Medical	Private	Kampala
147.	Kitgum General Hospital	Medical	Government	Kitgum
148.	Kitovu Hospital	Medical	Private	Masaka
149.	Kiwoko Hospital	Medical	Private	Nakaseke
150.	Kristo Medical & Diagnostic Centre	Medical	Private	Adjumani
151.	Kuluva Hospital	Medical	Private	Arua
152.	Kumi Orthopaedic Centre	Medical	Private	Kumi
153.	Kyadondo Medical Centre	Medical	Private	Kampala
154.	Kyembogo Holy Cross Health Centre IV	Medical	Private	Kabarole
155.	Kyotera Medical Centre	Medical	Private	Kyotera
156.	Life Line International Hospital	Medical	Private	Wakiso
157.	Life Link Hospital- Namugongo	Medical	Private	Wakiso
158.	Lira Medical Centre	Medical	Private	Lira
159.	Lira Regional Referral Hospital	Medical	Government	Lira
160.	Lubaga Hospital	Medical	Private	Kampala
161.	Lwala Hospital	Medical	Private	Kalaki
162.	Makerere University Case Western Research University (MU-CWRU)	Medical	Private	Kampala
163.	Masaka Imaging Services	Medical	Private	Masaka
164.	Masindi General Hospital	Medical	Government	Masindi
165.	Mayanja Memorial Hospital	Medical	Private	Mbarara
166.	Mawano Dental Clinic	Medical	Private	Kampala
167.	Mbale Regional Referral Hospital	Medical	Private	Mbale
168.	Mbale General Clinic-Annex	Medical	Private	Mbale
169.	Mbale People's Clinic-Vaena	Medical	Private	Mbale
170.	Mbarara Diagnostic Centre	Medical	Private	Mbarara
171.	Mbarara Nursing Home	Medical	Private	Mbarara
172.	Mbarara Regional Referral Hospital	Medical	Government	Mbarara

#	Facility Name	Type of Facility	Type of ownership	District
173.	Medic Imaging Centre-Iganga	Medical	Private	Iganga
174.	Medical Imaging Consultants	Medical	Private	Kampala
175.	Medical Imaging Services Buikwe	Medical	Private	Buikwe
176.	Medical World	Medical	Private	Kampala
177.	Medicare Kampala Diagnostic Centre	Medical	Private	Kampala
178.	Medipal International Hospital	Medical	Private	Kampala
179.	Mega Standard Supermarket	Security	Private	Kampala
180.	Mengo Hospital Dental Department	Medical	Private	Kampala
181.	Mid-Town Imaging Centre Lira	Medical	Private	Lira
182.	Mildmay Uganda	Medical	Private	Kampala
183.	Ministry of Foreign Affairs	Security	Government	Kampala
184.	MM Integrated Steel Mills (U) Ltd	Industrial	Private	Jinja
185.	Mota- Engil Africa S.A, Uganda Branch	Industrial	Private	Kampala
186.	Mt. Elgon Hospital	Medical	Private	Mbale
187.	Mubende Regional Referral Hospital	Medical	Government	Mubende
188.	Mu-Jhu Research Collaborations	Medical	Private	Wakiso
189.	Mukaki Medical Clinic	Medical	Private	Kampala
190.	Mukono Church of Uganda Hospital	Medical	Private	Mukono
191.	Mukono Imaging Centre	Medical	Private	Mukono
192.	Mukwaya General Hospital	Medical	Private	Kampala
193.	Mulago National Referral Hospital-Accident & Emergency Unit	Medical	Government	Kampala
194.	Murchison Bay Hospital	Medical	Government	Kampala
195.	Musana Community Health Centre	Medical	Private	Iganga
196.	Mwesigye Health Care Clinic	Medical	Private	Kabale
197.	Nakasero Hospital Limited	Medical	Private	Kampala
198.	Nabulola Community Health initiative	Medical	Private	Busia
199.	Nalujja Medical Centre	Medical	Private	Wakiso
200.	National Social Security Fund	Security	Government	Kampala
201.	NSSF- Property Management Office	Security	Government	Kampala
202.	Nebbi General Hospital	Medical	Private	Nebbi
203.	New Edge Medical Centre	Medical	Private	Kampala
204.	New Hope Hospital Iganga	Medical	Private	Iganga
205.	Newtown Medical Centre	Medical	Private	Mbale
206.	Ngora Freda Carr C.O.U Hospital	Medical	Private	Ngora
207.	Nile Breweries Limited-Jinja	Industrial	Private	Jinja
208.	Nile Breweries Limited-Mbarara	Industrial	Private	Mbarara
209.	Nile Fiberboard Ltd	Industrial	Private	Nakasogora
210.	Nile International Hospital-Jinja	Medical	Private	Jinja
211.	Njovu Islamic Community Medical Centre	Medical	Private	Luweero
212.	Nkozi Hospital	Medical	Government	Mpigi
213.	Norvik Hospital	Medical	Private	Kampala
214.	Ntungamo Main Imaging Centre	Medical	Private	Ntungamo
215.	Oral Diagnostic Imaging Centre	Medical	Private	Kampala
216.	Pearl Engineering Co Ltd	Industrial	Private	Kampala
217.	Pioneer Medical Centre Koboko	Medical	Private	Koboko
218.	Pan Dental Surgery-Nalufenya Jinja	Medical	Private	Jinja
219.	Pan Dental Surgery-Buganda Road	Medical	Private	Kampala
220.	Pan Dental Surgery – Naguru	Medical	Private	Kampala
221.	Parliament of Uganda	Industrial	Government	Kampala
222.	Pope John’s Hospital-Aber	Medical	Private	Oyam
223.	Ryan Healthcare Ltd	Medical	Private	Kabale
224.	Remesta Diagnostics	Medical	Private	Mbale
225.	Rhema Medical Centre-Koboko	Medical	Private	Koboko
226.	Rhema Medical Centre-Yumbe	Medical	Private	Yumbe
227.	Rippon Medical Services	Medical	Private	Jinja

#	Facility Name	Type of Facility	Type of ownership	District
228.	Roko Construction Company Limited	Industrial	Private	Wakiso
229.	Ruby Medical Centre	Medical	Private	Kampala
230.	Rugarama Hospital	Medical	Private	Kabale
231.	Rujumbura Medcare Services Ltd	Medical	Private	Rukungiri
232.	Rushoroza Hospital	Medical	Private	Kabale
233.	Rugyevo Community Hospital	Medical	Private	Kanungu
234.	Rushere Community Hospital	Medical	Government	Kiruhura
235.	Ruth Gaylord Hospital-Maganjo	Medical	Private	Kampala
236.	Serere Diagnostic Centre	Medical	Private	Serere
237.	Sheraton Kampala Hotel	Security	Private	Kampala
238.	Shifa Clinic	Medical	Private	Kapchorwa
239.	Soroti Joint Medical Services	Medical	Private	Soroti
240.	Span Medicare	Medical	Private	Kampala
241.	Stirling Civil Engineering Ltd	Industrial	Private	Mukono
242.	St. Catherine's Hospital Lumumba Avenue	Medical	Private	Kampala
243.	St. Benedicts Health Centre	Medical	Private	Jinja
244.	St Daniel Comboni Hospital-Kyamuhunga	Medical	Private	Bushenyi
245.	St. Dominic Basic Health Services	Medical	Private	Moyo
246.	St. Francis Hospital Nsambya	Medical	Private	Kampala
247.	St. Peter's Clinic Kiboga	Medical	Private	Kiboga
248.	St Raphael of St Francis Hospital Nsambya	Medical	Private	Kampala
249.	St. Joseph's Hospital Kitgum	Medical	Private	Kitgum
250.	St. Kizito Hospital-Matany	Medical	Private	Moroto
251.	St. Luke Imaging Centre- Kambuga	Medical	Private	Kanungu
252.	St. Luke Health Centre	Medical	Private	Luwero
253.	St. Mary's Medical Services	Medical	Private	Wakiso
254.	St Mary's Hospital Lacor Gulu	Medical	Private	Gulu
255.	St. Stephen's Hospital Mpererwe Church of Uganda	Medical	Private	Kampala
256.	Sun Maker Energy (U) Limited	Industrial	Private	Kampala
257.	Supreme Medical Centre	Medical	Private	Masindi
258.	Sys International Co. Ltd	Medical	Private	Kampala
259.	Tank Side Images	Medical	Private	Kampala
260.	The Orthodontist Limited	Medical	Private	Kampala
261.	The Clinic at the Mall	Medical	Private	Kampala
262.	TMR International Hospital	Medical	Private	Kampala
263.	Travel Clinic International	Medical	Private	Kampala
264.	Kabukunge Medical Clinic-Kakiri	Medical	Private	Wakiso
265.	Uganda Heart Institute	Medical	Government	Kampala
266.	Ultima Trauma Orthpedic Centre Ltd	Medical	Private	Kampala
267.	Uganda Cancer Institute	Medical	Government	Kampala
268.	University Research Council/ Defeat TB Project	Medical	Private	Kampala
269.	Uganda Breweries Limited	Industrial	Private	Kampala
270.	URA Customs	Industrial	Government	Kampala
271.	UMC Victoria Hospital Bukoto	Medical	Private	Kampala
272.	Universal Kworora Nursing Home	Medical	Private	Ntungamo
273.	Ultima Trauma & Orthopaedic Centre Ltd	Medical	Private	Kampala
274.	US Embassy Compound Pernix Construction Site	Industrial	Private	Kampala
275.	United Medicare	Medical	Private	Kayunga
276.	Villa Maria Hospital	Medical	Private	Masaka
277.	Wentz Medical Centre	Medical	Private	Kampala
278.	Women's Hospital International & Fertility Centre	Medical	Private	Kampala
279.	X-ray Care Ultrasound Centre Ltd-Old Kampala	Medical	Private	Kampala

#	Facility Name	Type of Facility	Type of ownership	District
280.	Yotkom Medical Centre	Medical	Private	Kitgum
281.	Zedex Imaging Centre	Medical	Private	Kasese
282.	Zhongmei Engineering Group Ltd	Industrial	Private	Kampala

1.20 Licenses and permits issued in 2020

#	Facility name	License no.	Issue date	Expiry date
1.	Kampala Imaging Centre Ltd – Ngabo	AEC/PU/1601/01	09/01/2020	08/01/2021
2.	National Social Security Fund	AEC/ PU /1417/01	16/01/2020	15/01/2022
3.	NSSF- Property Management Office	AEC/PU/1658	16/01/2020	15/01/2022
4.	St. Luke Health Centre	AEC/PU/1530/01	22/01/2020	21/01/2022
5.	Kibuli Muslim Hospital	AEC/PU/1517/02	17/01/2020	16/01/2021
6.	Kampala Imaging Centre Limited- Lumumba	AEC/PU/1044/03	17/01/2020	16/01/2022
7.	Crown Beverages Limited	AEC/PU/1002/04	16/01/2020	15/01/2022
8.	Crown Beverages Limited	AEC/PU/1659	16/01/2020	15/01/2022
9.	Mid-town Imaging Centre	AEC/PU/1235/02	22/01/2020	21/01/2022
10.	St. Stephen’s Hospital Mpererwe Church of Uganda	AEC/PU/1505/01	27/01/2020	26/01/2022
11.	Arua Medical and Radiology Centre-Annex	AEC/PU/1660	27/01/2020	26/01/2022
12.	Arua Medical and Radiology Centre-Annex	AEC/PU/1661	27/01/2020	26/01/2022
13.	Cure Children’s Hospital	AEC/PU/1182/04	27/01/2020	26/01/2021
14.	Kitovu Hospital	AEC/PU/1511/01	29/01/2020	28/01/2022
15.	Kitovu Hospital	AEC/PU/1514/02	19/02/2020	18/02/2021
16.	Mu-Jhu Research Collaborations	AEC/PU/1100/03	29/01/2020	28/01/2022
17.	Pan Dental Surgery-Nalufenya Jinja	AEC/PU/1662	29/01/2020	28/01/2022
18.	Nile Breweries Limited Jinja	AEC/PU/1663	29/01/2020	28/01/2022
19.	St. Peter’s Clinic Kiboga	AEC/PU/1664	30/01/2020	29/01/2022
20.	Kam Imaging Centre Soroti	AEC/PU/1665	31/01/2020	30/01/2022
21.	Makerere University Case Western Research University (MU-CWRU)	AEC/PU/1512/01	03/02/2020	02/02/2022
22.	Kabarole Hospital	AEC/PU/1192/02	04/02/2020	03/02/2022
23.	Henrob Medical Centre	AEC/PU/1666	07/02/2020	06/02/2022
24.	Ecos Medical Foundation Ltd	AEC/PU/1195/04	07/02/2020	06/02/2021
25.	Arua Medical and Radiology Centre	AEC/PU/1667	07/02/2020	06/02/2022
26.	City Medicals Limited Kampala	AEC/PU/1668	11/02/2020	10/02/2022
27.	Ecurei Mengo Hospital	AEC/PU/1531/01	13/02/2020	12/02/2022
28.	Travel Clinic International	AEC/PU/1669	14/02/2020	13/02/2022
29.	Alpha Imaging and Diagnostic Services	AEC/PU/1513/01	14/02/2020	13/02/2022
30.	Entebbe Handling Services Limited	AEC/PU/1225/02	14/02/2020	13/02/2022
31.	Nile International Hospital- Jinja	AEC/PU/1362/03	17/02/2020	16/02/2021
32.	Mbale People’s Clinic-Vaena	AEC/PU/1280/02	17/02/2020	16/02/2022
33.	Bai Health & Medical International Centre	AEC/PU/1204/02	19/02/2020	18/02/2022
34.	Rhema Medical Centre-Koboko	AEC/PU/1208/02	20/02/2020	19/02/2022
35.	University Research Council/ Defeat TB Project	AEC/PU/1539/01	20/02/2020	19/02/2022
36.	Abii Clinic	AEC/PU/1090/03	27/02/2020	26/02/2022
37.	Mukono Church of Uganda Hospital	AEC/PU/1127/03	20/3/2020	19/03/2022
38.	Medical Imaging Consultants	AEC/PU/1616/01	27/02/2020	26/02/2021

#	Facility name	License no.	Issue date	Expiry date
39.	Butabika National Referral Mental Hospital	AEC/PU/1670	27/02/2020	26/02/2022
40.	Kapchorwa General Hospital	AEC/PU/1671	28/02/2020	27/02/2022
41.	Kawolo Hospital	AEC/PU/1510/01	3/03/2020	02/03/2022
42.	Comprehensive Rehabilitation Services in Uganda (CORSU)	AEC/PU/1109/03	4/03/2020	03/03/2022
43.	Case Hospital-Kampala	AEC/PU/1672	4/03/2020	03/03/2022
44.	Benedict Medical Center	AEC/PU/1545/01	9/03/2020	08/03/2022
45.	China State Construction Engineering Corporation Ltd	AEC/PU/1673	5/03/2020	04/03/2022
46.	Georo Medical Clinic & Laboratory	AEC/PU/1674	5/03/2020	04/03/2022
47.	The Orthodontist Limited	AEC/PU/1526/01	11/03/2020	10/03/2022
48.	Mota Engil Africa S.A (U) Branch	AEC/PU/1675	12/03/2020	11/03/2022
49.	Kiwoko Hospital	AEC/PU/1251/02	12/03/2020	11/03/2022
50.	Kyotera Medical Centre	AEC/PU/1502/01	16/03/2020	15/03/2022
51.	URA Customs	AEC/PU/1676	17/03/2020	16/03/2021
52.	URA Customs	AEC/PU/1677	17/03/2020	16/03/2022
53.	Case Hospital-Kitoro Entebbe	AEC/PU/1678	18/03/2020	17/03/2022
54.	Divine Mercy Medical Clinic-Ntungamo	AEC/PU/1532/01	18/03/2020	17/03/2022
55.	Mayanja Memorial Hospital	AEC/PU/1611/01	18/03/2020	17/03/2021
56.	Bhandari Dental	AEC/PU/1535/01	20/3/2020	19/03/2022
57.	Family Care Hospital Arua	AEC/PU/1679	20/3/2020	19/03/2022
58.	Kiruddu National Referral Hospital	AEC/PU/1680	20/3/2020	19/03/2021
59.	Kiruddu National Referral Hospital	AEC/PU/1681	20/3/2020	19/03/2022
60.	Byansi Clinic	AEC/PU/1682	20/3/2020	19/03/2022
61.	Donau Dental Clinic	AEC/PU/1683	20/3/2020	19/03/2022
62.	Sun Maker Energy (U) Limited	AEC/PU/1684	25/03/2020	24/03/2022
63.	Kam Imaging Centre-Mbarara	AEC/PU/1685	25/03/2020	24/03/2022
64.	Mount Elgon Hospital	AEC/PU/1519/02	25/03/2020	24/03/2021
65.	Supreme Medical Centre	AEC/PU/1247/02	21/05/2020	20/05/2022
66.	Kagando Hospital	AEC/PU/1415/01	29/05/2020	28/05/2022
67.	St Daniel Comboni Hospital-Kyamuhunga	AEC/PU/1301/01	21/05/2020	20/05/2022
68.	Gulu Medical Imaging Consults Limited	AEC/PU/1566/01	21/05/2020	20/05/2022
69.	Nile Breweries Ltd-Jinja	AEC/PU/1063/02	22/05/2020	21/05/2022
70.	Nile Breweries Ltd-Jinja	AEC/PU/1540/01	22/05/2020	21/05/2022
71.	Arua Regional Referral Hospital	AEC/PU/1405/01	27/05/2020	26/05/2022
72.	Kyembogo Holy Cross Health Centre IV	AEC/PU/1686	27/05/2020	26/05/2022
73.	Kampala Imaging Centre- Lumumba	AEC/PU/1043/06	27/05/2020	26/05/2021
74.	Medicare Kampala Diagnostic Centre	AEC/PU/1560/01	29/05/2020	28/05/2022
75.	Lira Medical Centre	AEC/PU/1207/02	29/05/2020	28/05/2022
76.	Nebbi General Hospital	AEC/PU/1508/01	29/05/2020	28/05/2022
77.	Kisubi Hospital	AEC/PU/1687	29/05/2020	28/05/2021
78.	East Africa Development Bank	AEC/PU/1543/01	02/6/2020	01/06/2022
79.	Comprehensive Rehabilitation Services in Uganda (CORSU)	AEC/PU/1110/05	21/6/2020	20/06/2021
80.	JB International Centre	AEC/PU/1688	05/6/2020	04/06/2022
81.	Jinja Regional Referral Hospital	AEC/PU/1290/02	10/06/2020	09/06/2022
82.	Jinja Regional Referral Hospital	AEC/PU/1291/03	10/06/2020	09/06/2021
83.	Universal Kworora Nursing Home	AEC/PU/1689	11/06/2020	10/06/2022
84.	Uganda Breweries Limited	AEC/PU/1690	12/06/2020	11/06/2022
85.	Kakira Sugar Limited Hospital	AEC/PU/1116/03	12/06/2020	11/06/2022
86.	Uganda Cancer Institute (UCI)	AEC/PU/1349/02	15/06/2020	14/06/2021

#	Facility name	License no.	Issue date	Expiry date
87.	Uganda Cancer Institute (UCI)	AEC/PU/1572/01	16/06/2020	15/06/2021
88.	Uganda Cancer Institute	AEC/PU/1509/02	16/06/2020	15/06/2021
89.	Bank of Uganda Clinic	AEC/PU/1252/02	16/06/2020	15/06/2022
90.	Bwera General Hospital	AEC/PU/1426/01	23/6/2020	22/06/2022
91.	Kam Medical and Diagnostic Centre	AEC/PU/1256/02	25/05/2020	24/05/2022
92.	Case Hospital- Kitoro	AEC/PU/1691	25/06/2020	24/06/2021
93.	UMC Victoria Hospital-Bukoto	AEC/PU/1549/01	20/07/2020	19/07/2022
94.	Medipal International Hospital	AEC/PU/1692	07/07/2020	06/07/2022
95.	Busabala Rd Nursing Home	AEC/PU/1113/03	07/07/2020	06/07/2022
96.	Ruby Medical Centre	AEC/PU/1693	07/07/2020	06/07/2021
97.	Ruby Medical Centre	AEC/PU/1694	07/07/2020	06/07/2022
98.	Joint CLINICAL Research centre	AEC/PU/1695	07/07/2020	06/07/2022
99.	Kambuga Hospital	AEC/PU/1696	07/07/2020	06/07/2022
100.	St. Catherine's Hospital Lumumba Avenue	AEC/PU/1697	13/07/2020	12/07/2022
101.	Case Hospital – Buganda Road	AEC/PU/1124/05	10/07/2020	09/07/2021
102.	Aga Khan University Hospital-Acacia Medical Center	AEC/PU/1229/02	16/07/2020	17/07/2022
103.	Bugiri Hospital	AEC/ PU /1419/01	16/07/2020	15/07/2022
104.	Iran Uganda Medical Centre	AEC/PU/1449/01	16/07/2020	15/07/2022
105.	St. Francis Hospital-Nsambya	AEC/PU/1136/03	17/07/2020	16/07/2022
106.	St. Francis Hospital Nsambya	AEC/PU/1237/04	20/07/2020	19/07/2021
107.	Bayan Kampala Diagnostic Centre	AEC/PU/1698	22/07/2020	21/07/2022
108.	Soroti Joint Medical Services	AEC/PU/1699	22/07/2020	21/07/2022
109.	Hoima Imaging Centre	AEC/PU/1564/01	24/07/2020	23/07/2022
110.	Wentz Medical Centre	AEC/PU/1528/01	24/07/2020	23/07/2022
111.	Ggwaatiro Hospital	AEC/PU/1123/03	28/07/2020	27/07/2022
112.	Kampala Hospital Limited	AEC/PU/1700	28/07/2020	27/07/2021
113.	Pan Dental Surgery-Buganda Road	AEC/PU/1239/02	29/07/2020	28/07/2022
114.	Pan Dental Surgery-Naguru	AEC/PU/1240/02	29/07/2020	28/07/2022
115.	Busingye Clinic	AEC/PU/1331/02	29/07/2020	28/07/2022
116.	Kitgum General Hospital	AEC/PU/1542/02	29/07/2020	28/07/2022
117.	Gerald Matovu Ultrasound Centre	AEC/PU/1701	30/07/2020	29/07/2022
118.	Pope John's Hospital-Aber	AEC/PU/1554/01	07/8/2020	06/08/2022
119.	Jubilee Dental Ltd- Wampewo Avenue	AEC/PU/1097/03	07/8/2020	06/08/2022
120.	Medic Imaging Centre-Iganga	AEC/PU/1059/03	10/08/2020	09/08/2022
121.	Global Surgical Initiatives-Kyabirwa Surgical Centre	AEC/PU/1702	14/08/2020	13/08/2022
122.	Kasana Medical & Imaging Centre	AEC/PU/1293/02	15/08/2020	14/08/2022
123.	Kam Consult Clinic- Old Mulago	AEC/PU/1132/03	18/08/2020	17/08/2022
124.	Case Hospital-Buganda Road	AEC/PU/1254/02	18/08/2020	17/08/2022
125.	Sheraton Kampala Hotel	AEC/PU/1259/01	18/08/2020	17/08/2022
126.	Lwala Hospital	AEC/PU/1703	20/8/2020	19/08/2022
127.	St. Mary's Hospital Lacor	AEC/PU/1107/03	21/08/2020	20/08/2021
128.	St. Mary's Hospital Lacor	AEC/PU/1521/01	21/08/2020	20/08/2022
129.	Divine Mercy Hospital Mbarara	AEC/PU/1399/01	21/08/2020	20/08/2022
130.	Uganda Heart Institute	AEC/PU/1018/07	21/08/2020	20/08/2021
131.	Medical Imaging Services Buikwe	AEC/PU/1704	21/08/2020	20/08/2022
132.	Abubaker Technical Services & General Supplies	AEC/PU/1705	26/8/2020	25/08/2022
133.	Bamu Hospital Ltd	AEC/PU/1706	27/08/2020	26/08/2022
134.	St. Kizito Hospital Matany	AEC/PU/1571/01	28/8/2020	27/08/2022
135.	Divine Mercy Hospital Tororo	AEC/PU/1707	31/08/2020	30/08/2022
136.	Rushere Community Hospital	AEC/PU/1563/01	31/08/2020	30/08/2022
137.	Kumi Orthopaedic Centre	AEC/PU/1648/01	24/09/2020	23/09/2021

#	Facility name	License no.	Issue date	Expiry date
138.	Good Will Medical Clinic- Lyantonde	AEC/PU/1524/01	02/9/2020	01/09/2022
139.	Life Link Hospital- Namugongo	AEC/PU/1142/03	02/9/2020	01/09/2022
140.	Kampala Medical Chambers	AEC/PU/1305/02	02/9/2020	01/09/2022
141.	Ibanda central clinic	AEC/PU/1320/01	25/09/2020	24/09/2022
142.	Rugarama Hospital	AEC/PU/1074/03	02/9/2020	01/09/2022
143.	Nile Breweries Limited-Mbarara	AEC/PU/1066/03	02/9/2020	01/09/2022
144.	Byansi Clinic-Masaka	AEC/PU/1708	02/9/2020	01/09/2021
145.	Twani's Dental Clinic	AEC/PU/1309/02	03/9/2020	02/09/2022
146.	Kabukunge Medical Clinic-Kakiri	AEC/PU/1551/01	03/9/2020	02/09/2022
147.	St. Francis Hospital Nsambya	AEC/PU/1561/02	09/9/2020	08/09/2021
148.	Nabulola Community Health initiative	AEC/PU/1302/02	10/09/2020	09/09/2022
149.	Kay's Dental Clinic-Colline House	AEC/PU/1095/03	10/09/2020	09/09/2022
150.	Mbale Regional Referral Hospital	AEC/PU/1408/01	11/09/2020	10/09/2021
151.	Hoima Regional Referral Hospital	AEC/PU/1347/02	25/09/2020	24/09/2022
152.	Kay's Dental Clinic-Kamwokya	AEC/PU/1558/01	14/09/2020	13/09/2022
153.	Jinja Islamic Health Centre	AEC/PU/1288/02	14/09/2020	13/09/2022
154.	Emergency Life Support for Civilian War Victims	AEC/PU/1709	15/09/2020	14/09/2022
155.	Emergency Life Support for Civilian War Victims	AEC/PU/1710	15/09/2020	14/09/2021
156.	Ahmadiya Muslim Hospital-Mbale	AEC/PU/1313/02	15/09/2020	14/09/2022
157.	The Clinic at the Mall	AEC/PU/1177/04	30/9/2020	29/09/2021
158.	Bugolobi Medical Centre	AEC/PU/1711	07/10/2020	06/10/2022
159.	Doctor's Clinic Hoima	AEC/PU/1062/03	08/10/2020	07/10/2022
160.	Serere Diagnostic Centre	AEC/PU/1712	08/10/2020	07/10/2022
161.	Parliament of Uganda	AEC/PU/1562/01	12/10/2020	11/10/2022
162.	Mulago National Referral Hospital- Accident & Emergency Unit	AEC/PU/1631/01	14/10/2020	13/10/2021
163.	Abii Clinic	AEC/PU/1265/02	15/10/2020	14/10/2022
164.	Lubaga Hospital	AEC/PU/1279/02	15/10/2020	14/10/2021
165.	Centenary Rural Development Bank	AEC/PU/1283/02	16/10/2020	15/10/2022
166.	Case Hospital	AEC/PU/1637/01	16/10/2020	15/10/2021
167.	Adjumani General Hospital	AEC/PU/1714	19/10/2020	18/10/2022
168.	St. Benedicts Health Centre	AEC/PU/1322/02	20/10/2020	19/10/2022
169.	St. Francis Hospital Nsambya	AEC/PU/1715	20/10/2020	19/10/2022
170.	Mawano Dental Clinic	AEC/PU/1304/02	20/10/2020	19/10/2022
171.	Family Care Clinic Arua	AEC/PU/1218/02	22/10/2020	20/10/2022
172.	Ultima Trauma & Orthopaedic Centre Ltd	AEC/PU/1119/05	22/10/2020	21/10/2021
173.	Crown Beverages Ltd Kakungulu ANNEX	AEC/PU/1713	05/11/2020	04/11/2022
174.	Span Medicare	AEC/PU/1122/03	06/11/2020	05/11/2022
175.	Bank of Uganda-Masaka	AEC/PU/1716	09/11/2020	08/11/2022
176.	US Embassy Compound Pernix Construction Site	AEC/PU/1718	11/11/2020	10/11/2022
177.	China Uganda Friendship Hospital	AEC/PU/1244/02	12/11/2020	11/11/2022
178.	Gulu Independent Hospital	AEC/PU/1720	12/11/2020	11/11/2022
179.	International Hospital Kampala- Namuwongo	AEC/PU/1008/04	12/11/2020	11/11/2022
180.	International Hospital Kampala- Namuwongo	AEC/PU/1268/04	12/11/2020	11/11/2021
181.	New Edge Medical Centre	AEC/PU/1719	18/11/2020	17/11/2022
182.	Mbarara Regional Referral Hospital	AEC/PU/1051/02	24/11/2020	23/11/2021
183.	Holy Family Virika Hospital	AEC/PU/1327/02	26/11/2020	25/11/2022
184.	Masindi General Hospital	AEC/PU/1383/01	02/12/2020	01/12/2022

#	Facility name	License no.	Issue date	Expiry date
185.	Kampala Imaging Centre-Ngabo	AEC/PU/1115/03	05/12/2020	04/12/2022
186.	Rujumbura Medcare Services Ltd	AEC/PU/1199/02	07/12/2020	06/12/2022
187.	Medipal International Hospital	AEC/PU/1721	01/12/2020	30/11/2021
188.	Aroma Medical Centre	AEC/PU/1577/01	01/12/2020	30/11/2022
189.	Nkozi Hospital	AEC/PU/1583/01	01/12/2020	30/11/2022
190.	Medical World	AEC/PU/1548/01	02/12/2020	01/12/2022
191.	Mega Standard Supermarket	AEC/PU/1722	02/12/2020	01/12/2022
192.	Nile FibreBoard Ltd	AEC/PU/1228/02	02/12/2020	01/12/2022
193.	International Organization Migration (IOM)	AEC/PU/1600/01	03/12/2020	02/12/2022
194.	Alshafa Modern Hospital Limited	AEC/PU/1552/01	03/12/2020	02/12/2022
195.	Gofine Clinic-Kamuli	AEC/PU/1593/01	08/12/2020	07/12/2022
196.	MM Integrated Steel Mills (U) Ltd	AEC/PU/1055/05	10/12/2020	09/12/2022
197.	MM Integrated Steel Mills (U) Ltd	AEC/PU/1001/05	21/12/2020	20/12/2022
198.	Edpa Medical Services	AEC/PU/1725	14/12/2020	13/12/2022
199.	Uganda Breweries Limited (IDU)	AEC/PU/1569/01	14/12/2020	13/12/2022
200.	Uganda Breweries Limited	AEC/PU/1155/03	14/12/2020	13/12/2022
201.	Ruth Gaylord Hospital-Maganjo	AEC/PU/1584/01	14/12/2020	13/12/2022
202.	Community Clinic & Imaging Centre-Soroti	AEC/PU/1314/02	11/12/2020	10/12/2022
203.	Bulamu Medical Centre	AEC/PU/1581/01	14/12/2020	13/12/2022
204.	Mildmay Uganda	AEC/PU/1578/01	14/12/2020	13/12/2022
205.	Ishaka Adventist Hospital	AEC/PU/1036/03	14/12/2020	13/12/2022
206.	St. Dominic Basic Health Services	AEC/PU/1580/01	15/12/2020	14/12/2022
207.	Fitzmann Medical and Dental Clinic	AEC/PU/1724	11/12/2020	10/12/2022
208.	Community Clinic & Imaging Centre-Kumi	AEC/PU/1570/01	12/12/2020	11/12/2022
209.	Mubende Regional Referral Hospital	AEC/PU/1575/01	12/12/2020	11/12/2022
210.	Mbale General Clinic-Annex	AEC/PU/1267/02	14/12/2020	13/12/2022
211.	Kuluva Hospital	AEC/PU/1723	10/12/2020	09/12/2022
212.	Mukaki Medical Clinic	AEC/PU/1726	14/12/2020	13/12/2022
213.	KIU Teaching Hospital	AEC/PU/1588/01	15/12/2020	14/12/2022
214.	Kisoro Hospital	AEC/PU/1432/01	15/12/2020	14/12/2022
215.	Mengo Hospital Dental Department	AEC/PU/1274/02	15/12/2020	14/12/2022
216.	Mt. Elgon Hospital	AEC/PU/1152/05	15/12/2020	14/12/2021
217.	Nile International Hospital- Jinja	AEC/PU/1363/02	15/12/2020	14/12/2022
218.	Doctors Plaza Tororo	AEC/PU/1727	16/12/2020	15/12/2022
219.	Kisandi Medical Centre	AEC/PU/1728	22/12/2020	21/12/2022
220.	Women's Hospital International & Fertility Centre	AEC/PU/1717	29/12/2020	28/12/2021
Permits issued				
#	Facility name	Permit no.	Issue date	Expiry date
1.	Cure Children's Hospital	AEC/TRANS/PU/1617-011	15/01/2020	06/03/2021
2.	Rhema Medical Centre-Paidha	AEC/TRANS/PU/012	27/01/2020	26/01/2020
3.	Arua Medical and Radiology Centre-Annex	AEC/TRANS/PU/013	27/01/2020	26/01/2020
4.	Pan Dental Surgery-Buganda Road	AEC/TRANS/PU/1239-014	29/01/2020	13/02/2020
5.	Trust Health Centre-Iganga	AEC/TRANS/PU/1120/02-015	29/01/2020	13/12/2020
6.	Arua Medical and Radiology Centre	AEC/TRANS/016	07/02/2020	06/08/2020
7.	Case Hospital Buganda Road	AEC/TRANS/017	10/07/2020	09/01/2021
8.	Abubaker Technical Services & General Supplies Ltd	AEC/TRANS/018	26/08/2020	25/02/2021
9.	Cure Children's Hospital of Uganda	AEC/TRANS/019	31/08/2020	02/03/2021
10.	Kumi Orthopaedic Centre	AEC/TRANS/020	01/09/2020	31/03/2021

#	Facility name	License no.	Issue date	Expiry date
11.	Mt. Elgon Hospital-Mbale	AEC/TRANS/021	09/11/2020	08/05/2021
12.	U.S Embassy Compound Pernix Construction Site	AEC/TRA/3116	21/01/2020	20/07/2020
13.	Quality NDT Solutions Limited	AEC/TRA/3117	28/01/2020	27/07/2020
14.	Nile Breweries Limited Jinja	AEC/TRA/3118	29/01/2020	28/07/2020
15.	Cowi Uganda Ltd	AEC/TRA/3119	14/02/2020	13/08/2020
16.	China State Construction Engineering Corporation Ltd	AEC/TRA/3120	05/3/2020	04/09/2020
17.	Mota Engil Africa S.A (U) Branch	AEC/TRA/3121	12/03/2020	11/09/2020
18.	Mota Engil Africa S.A (U) Branch	AEC/TRA/3122	12/03/2020	11/09/2020
19.	Mota Engil Africa S.A (U) Branch	AEC/TRA/3123	12/03/2020	11/09/2020
20.	Strabag International Gmbit(U) Branch	AEC/TRA/3124	05/8/2020	04/02/2021
21.	Abubaker Technical Services and General Supplies Ltd	AEC/TRA/3125	26/8/2020	25/02/2021
22.	Agoma Group Limited	AEC/TRA/3126	10/11/2020	09/05/2021
23.	US Embassy Compound Pernix Construction Site	AEC/TRA/3127	11/11/2020	10/05/2021
24.	Cowi Uganda Ltd	AEC/TRA/3128	08/12/2020	07/06/2021
25.	Uganda Cancer Institute-Radiotherapy Department	AEC/TRA/3129	08/12/2020	07/06/2021
26.	Uganda Cancer Institute-Radiotherapy Department	AEC/TRA/3130	08/12/2020	07/06/2021
27.	Crown Beverages Limited	AEC/IMP/2126	16/01/2020	15/07/2020
28.	U.S Embassy Compound Pernix Construction Site	AEC/IMP/2127	21/01/2020	20/07/2020
29.	Emergency Life Support for Civilian War Victims	AEC/IMP/2128	27/01/2020	26/07/2020
30.	Kampala Hospital Limited	AEC/IMP/2129	28/01/2020	27/07/2020
31.	Quality NDT Solutions Limited	AEC/IMP/2130	28/01/2020	27/07/2020
32.	Nile Breweries Limited Jinja	AEC/IMP/2131	29/01/2020	28/07/2020
33.	Pacific Diagnostics Limited	AEC/IMP/2132	06/2/2020	05/08/2020
34.	Henrob Medical Centre	AEC/IMP/2133	07/02/2020	06/02/2020
35.	Emergency Life Support for Civilian War Victims	AEC/IMP/2134	10/02/2020	09/08/2020
36.	Uganda National Bureau of Standards	AEC/IMP/2135	10/02/2020	09/08/2020
37.	Travel Clinic International	AEC/IMP/2136	14/02/2020	13/02/2020
38.	URA Customs	AEC/IMP/2137	17/03/2020	16/09/2020
39.	Sun Maker Energy (U) Limited	AEC/IMP/2138	25/03/2020	24/09/2020
40.	Atomic Energy Council	AEC/IMP/2139	14/05/2020	13/11/2020
41.	Elbow Engineering Company Limited (C/o Universal Kworora Nursing Home)	AEC/IMP/2140	11/06/2020	10/12/2020
42.	JB International Centre	AEC/IMP/2141	05/6/2020	04/12/2020
43.	Cynosure International Limited	AEC/IMP/2142	16/06/2020	15/12/2020
44.	Uganda Cancer Institute	AEC/IMP/2143	16/06/2020	15/12/2020
45.	Lubaga Hospital	AEC/IMP/2144	17/06/2020	16/12/2020
46.	Joint Clinical Research Centre	AEC/IMP/2145	07/07/2020	06/01/2021
47.	Soroti Joint Medical Services	AEC/IMP/2146	22/07/2020	21/01/2021
48.	Bayan Kampala Diagnostic Centre	AEC/IMP/2147	22/07/2020	21/01/2021
49.	Pan Dental Surgery-Buganda Road	AEC/IMP/2148	29/07/2020	28/01/2021
50.	Pan Dental Surgery-Naguru	AEC/IMP/2149	29/07/2020	28/01/2021
51.	Gerald Matovu Ultrasound Centre	AEC/IMP/2150	30/07/2020	29/01/2021
52.	Strabag International Gmbit(U) Branch	AEC/IMP/2151	05/8/2020	04/02/2021
53.	Divine Mercy Hospital Mbarara	AEC/IMP/2152	21/08/2020	20/02/2021

#	Facility name	License no.	Issue date	Expiry date
54.	Pacific Diagnostics Ltd	AEC/IMP/2153	27/08/2020	26/02/2021
55.	Bamu Hospital Ltd	AEC/IMP/2154	27/08/2020	26/02/2021
56.	Divine Mercy Hospital	AEC/IMP/2155	31/08/2020	02/02/2021
57.	Mulago National Referral Hospital- Nuclear Medicine Department	AEC/IMP/2156	03/9/2020	02/03/2021
58.	Uganda Breweries Limited	AEC/IMP/2157	10/09/2020	09/03/2021
59.	Bugolobi Medical Centre	AEC/IMP/2159	07/10/2020	06/04/2021
60.	Serere Diagnostic Center	AEC/IMP/2160	08/10/2020	07/04/2021
61.	Abii Clinic	AEC/IMP/2161	15/10/2020	14/04/2021
62.	Uganda Cancer Institute- Radiotherapy Department	AEC/IMP/2162	19/10/2020	18/04/2021
63.	Crown Beverages Ltd Kakungulu ANNEX	AEC/IMP/2163	05/11/2020	04/05/2021
64.	Bank of Uganda-Masaka	AEC/IMP/2164	09/11/2020	08/05/2021
65.	Women's Hospital International & Fertility Centre	AEC/IMP/2165	09/11/2020	08/05/2021
66.	Agoma Group Limited	AEC/IMP/2166	10/11/2020	09/05/2021
67.	Kaatis (U) Limited	AEC/IMP/2167	10/11/2020	09/05/2021
68.	Pacific Diagnostics Ltd	AEC/IMP/2168	14/12/2020	13/06/2021
69.	Lubangaber Community Medical Centre & Preventive Services	AEC/IMP/2169	26/11/2020	25/05/2021
70.	Mega Standard Supermarket	AEC/IMP/2170	02/12/2020	01/06/2021
71.	Uganda Cancer Institute- Radiotherapy Department	AEC/IMP/2171	08/12/2020	07/06/2021
72.	Uganda Cancer Institute- Radiotherapy Department	AEC/IMP/2172	08/12/2020	07/06/2021
73.	Kuluva Hospital	AEC/IMP/2173	10/12/2020	09/06/2021
74.	UMC Victoria Hospital	AEC/IMP/2174	21/12/2020	20/06/2021
75.	Medipal International Hospital	AEC/IMP/2175	30/12/2020	29/06/2021
76.	Quality Non-Destructive Testing Solutions Limited	AEC/EXP/4026	20/02/2020	19/08/2020
77.	Uganda Cancer Institute- Radiotherapy	AEC/EXP/4027	08/12/2020	07/06/2021
78.	Pacific Diagnostics Limited	AEC/SL/6024	06/02/2020	Open
79.	Pacific Diagnostics Limited	AEC/SL/6025	27/08/2020	Open
80.	Abacus Medical Appliances Limited	AEC/SL/6026	25/09/2020	Open
81.	Agoma Group Limited	AEC/SL/6027	10/11/2020	Open
82.	Kaatis (U) Limited	AEC/SL/6028	10/11/2020	Open
83.	Pacific Diagnostics Ltd	AEC/SL/6029	14/12/2020	Open

1.21 Registered active facilities

#	Facility name	Type of ownership	Type of practice	District
1.	Abii Clinic	Private	Medical	Kampala
2.	Access Dental Care	Private	Medical	Kampala,
3.	Addy Memorial Hospital	Private	Medical	Kampala
4.	Adjumani General Hospital	Government	Medical	Adjumani
5.	Afya Medical & Diagnostic Center	Private	Medical	Kasese
6.	Aga-Khan University Hospital-DTB	Private	Medical	Kampala
7.	Aga-Khan University Hospital (Acacia)	Private	Medical	Kampala
8.	Ahmadiya Muslim Hospital	Private	Medical	Mbale
9.	Alfa Dental Services	Private	Medical	Kampala
10	Alleluya Joint Maternity Clinic	Private	Medical	Alebtong
11	Almecca Medicare	Private	Medical	Jinja
12	Alpha Imaging & Diagnostic Services	Private	Medical	Mubende

#	Facility name	Type of ownership	Type of practice	District
13	Alshafa Modern Medical Centre	Private	Medical	Jinja
14	Amai Community Hospital	Private	Medical	Amolatar
15	Anber Hospital	Private	Medical	Mubende
16	Angal St. Luke Hospital	Private	Medical	Nebbi
17	Anyeke Health Centre IV	Government	Medical	Oyam
18	Apac Hospital	Government	Medical	Apac
19	Apac Medical Centre	Private	Medical	Apac
20	Aroma Medical Centre	Private	Medical	Kampala
21	Arua Medical & Radiology Centre	Private	Medical	Arua
22	Arua Medical & Radiology Centre - Annex	Private	Medical	Arua
23	Arua Regional Referral Hospital	Government	Medical	Arua
24	Atutur Hospital	Government	Medical	Kumi
25	Azur Christian Health Centre Iv	Private	Medical	Hoima
26	Bai Health & Medical International Centre	Private	Medical	Kampala
27	Bamu Hospital	Private	Medical	Sembabule
28	Bank of Uganda Clinic	Government	Medical	Kampala
29	Basils Dental Clinic Ltd	Private	Medical	Kampala
30	Bayan Kampala Diagnostics Centre Ltd	Private	Medical	Kampala
31	Belcher Orthopedic Centre	Private	Medical	Gulu
32	Benedict Medical Centre	Private	Medical	Kampala
33	Bethany Health Services	Private	Medical	Kampala
34	Bethany Women's Hospital Luzira	Private	Medical	Kampala
35	Bethesda Hospital Soroti Ltd	Private	Medical	Soroti
36	Bhandari Dental Care	Private	Medical	Kampala
37	Bishop Ceaser Asili Hospital	Private	Medical	Luwero
38	Born Medical Centre	Private	Medical	Lyantonde
39	Bregma Medical Centre	Private	Medical	Kitgum
40	Bududa Hospital	Government	Medical	Bududa
41	Bugiri Hospital	Government	Medical	Bugiri
42	Bugolobi Medical Center	Private	Medical	Kampala
43	Bujubuli Health Centre III	Private	Medical	Kyegegwa
44	Bulamu Medical Centre	Private	Medical	Masaka
45	Bunawona Dental Clinic	Private	Medical	Wakiso
46	Bundibugyo Hospital	Government	Medical	Bundibugyo
47	Busabala Road Nursing Home	Private	Medical	Wakiso
48	Busaru Health Centre IV	Government	Medical	Bundibugyo
49	Busia Community Medical Services Ltd	Private	Medical	Busia
50	Busingye Clinic	Private	Medical	Ibanda
51	Butabika National Mental Referral Hospital	Government	Medical	Kampala
52	Butenga Health Centre IV	Government	Medical	Bukomansi mbi
53	Bwera General Hospital	Government	Medical	Kasese
54	Bwindi Community Hospital	Private	Medical	Kanungu
55	Bwino African Ventures- Mukono Branch	Private	Medical	Mukono
56	Byansi Clinic	Private	Medical	Masaka
57	C.O.U Kisiizi Hospital	Private	Medical	Rukungiri
58	Care Uganda Medical Centre	Private	Medical	Lira
59	Care wise Laboratory & Diagnostic Centre	Private	Medical	Kampala
60	Case Hospital	Private	Medical	Kampala
61	Case Hospital Kitooro Entebbe	Private	Medical	Kampala
62	Case Medical Centre - Hima Branch	Private	Medical	Kasese
63	China Uganda Friendship Hospital-Naguru	Government	Medical	Kampala
64	City Medicals Hoima	Private	Medical	Hoima
65	City Medicals Centre Kampala	Private	Medical	Kampala

#	Facility name	Type of ownership	Type of practice	District
66	Community Clinic & Imaging Centre-Kumi	Private	Medical	Kumi
67	Community Clinic & Imaging Centre-Soroti	Private	Medical	Soroti
68	Comprehensive Rehabilitation Services (Corsu)	Private	Medical	Wakiso
69	CSI Medical Centre	Private	Medical	Wakiso
70	Cure Children Hospital of Uganda	Private	Medical	Mbale
71	Cure '0' Sity Health Care	Private	Medical	Kampala
72	Deniz Medical Centre	Private	Medical	Kiboga
73	Dental Trendz	Private	Medical	Kampala
74	Denture Care Centre	Private	Medical	Kampala
75	Discovery Medical Centre	Private	Medical	Adjumani
76	Diva Medical Centre	Private	Medical	Wakiso
77	Divine Mercy Hospital - Mbarara	Private	Medical	Mbarara
78	Divine Mercy Hospital - Tororo	Private	Medical	Tororo
79	Divine Mercy Medical Clinic - Ntungamo	Private	Medical	Ntungamo
80	Divine Will Diagnostic Imaging Centre	Private	Medical	Kasese
81	Doctor's Clinic Hoima	Private	Medical	Hoima
82	Doctor's Hospital Seguku Limited	Private	Medical	Wakiso
83	Doctor's Medical Center Kampala	Private	Medical	Kampala
84	Doctor's Plaza Nsambya	Private	Medical	Kampala
85	Doctor's Plaza Tororo	Private	Medical	Tororo
86	Doko Medical Clinic	Private	Medical	Mbale
87	Donau Dental Clinic	Private	Medical	Wakiso
88	Double Cure Medical Centre	Private	Medical	Mpigi
89	Dr. Ambrosoli Memorial Hospital	Private	Medical	Agago
90	Ebenezer Oral Clinic	Private	Medical	Lira
91	Ecos Medical Foundation Ltd	Private	Medical	Kampala
92	Ecurei Mengo Hospital	Private	Medical	Kampala
93	Edpa Medical Services	Private	Medical	Hoima
94	Emergency Life Support for Civil War Victims	Private	Medical	Wakiso
95	Emmanuel Medical Centre	Private	Medical	Wakiso
96	Entebbe General Hospital	Government	Medical	Wakiso
97	Family Care Clinic	Private	Medical	Arua
98	Fastline Medical Centre	Private	Medical	Bugiri
99	Fitzmann Medical and Dental Clinic	Private	Medical	Gulu
10	Florence Nightingale Hospital	Private	Medical	Apac
10	Fort Portal Regional Referral Hospital	Government	Medical	Kabarole
10	General Military Hospital - Bombo	Government	Medical	Luwero
10	Georo Medical Clinic and Laboratory	Private	Medical	Kampala
10	Gerald Matovu Ultrasound Centre	Private	Medical	Mityana
10	Ggwatiro Hospital Bweyogerere	Private	Medical	Wakiso
10	Gladex Diagnostic Services	Private	Medical	Kampala
10	Global Surgical Initiatives Kyabirwa Surgical Centre	Private	Medical	Buikwe
10	Gofine Clinic	Private	Medical	Kamuli
10	Good Samaritan Medical Centre Bwizibwera (Mbarara Imaging Centre)	Private	Medical	Mbarara
11	Good Will Imaging Center Mbarara	Private	Medical	Mbarara
11	Goodwill Imaging Services Masaka	Private	Medical	Masaka
11	Good Will Medical Clinic-Lyantonde	Private	Medical	Lyantonde
11	Goodwill Polyclinic-Mutungo	Private	Medical	Kampala
11	Great Mission Medical Centre of Guma Guma	Private	Medical	Sembabule
11	Gulu Independent Hospital	Private	Medical	Gulu
11	Gulu Medical Imaging Consultants	Private	Medical	Gulu
11	Gulu Regional Referral Hospital	Government	Medical	Gulu
11	Health Line Imaging and Diagnostic Centre	Private	Medical	Wakiso
11	Henrob Medical Centre	Private	Medical	Wakiso
12	His Grace Community Hospital	Private	Medical	Wakiso

#	Facility name	Type of ownership	Type of practice	District
12	Hoima Imaging Centre	Private	Medical	Hoima
12	Hoima Regional Referral Hospital	Government	Medical	Hoima
12	Holy Cross Orthodox Hospital	Private	Medical	Kampala
12	Holy Family Virika Hospital-Fort Portal	Private	Medical	Kabarole
12	Holy Innocent Children's Hospital	Private	Medical	Mbarara
12	House of Holy Family Nursing Home	Private	Medical	Rakai
12	Ibanda Central Clinic	Private	Medical	Ibanda
12	Ibanda Hospital	Government	Medical	Ibanda
12	Iganga Medical Clinic	Private	Medical	Iganga
13	Ikram Doctor's Clinic	Private	Medical	Kapchorwa
13	International Diagnostic Centre (IDC)	Private	Medical	Kampala
13	International Hospital Kampala	Private	Medical	Kampala
13	International Medical Center (IMC)-Dental (Kololo)	Private	Medical	Kampala
13	International Organization of Migration (IOM)	Private	Medical	Kampala
13	Iran-Uganda Medical Centre	Private	Medical	Kampala
13	Ishaka Adventist Hospital	Private	Medical	Bushenyi
13	Itojo Hospital	Government	Medical	Ntungamo
13	Jaca Medical Centre	Private	Medical	Kasese
13	JB International Health Centre	Private	Medical	Kampala
14	Jinja Islamic Health Centre	Private	Medical	Jinja
14	Jinja Medical and Eye Care Unit	Private	Medical	Jinja
14	Jinja Regional Referral Hospital	Government	Medical	Jinja
14	Jonathan Medical Centre	Private	Medical	Kayunga
14	Jubilee Dental Ltd-Wampewo	Private	Medical	Kampala
14	Jubilee Dental Ltd-Entebbe	Private	Medical	Wakiso
14	Kaabong Hospital	Private	Medical	Kabongo
14	Kabale Regional Referral Hospital	Government	Medical	Kabale
14	Kabalega Medical Centre	Private	Medical	Hoima
14	Kabarole Hospital	Government	Medical	Kabarole
15	Kaberamaido H.C IV	Government	Medical	Kaberamaido
15	Kabukunge Medical Clinic-Kakiri	Private	Medical	Wakiso
15	Kabwohe Clinical Research Centre	Private	Medical	Sheema
15	Kadic Clinic Nakulabye	Private	Medical	Kampala
15	Kagando Hospital	Private	Medical	Kasese
15	Kairos Hospital	Private	Medical	Mukono
15	Kakira Sugar Limited Hospital	Private	Medical	Jinja
15	Kaloli Lwanga Hospital, Nyakibale	Private	Medical	Rukungiri
15	Kalson Medical Services-Old Kampala	Private	Medical	Kampala
15	Kam Imaging Centre Mbarara	Private	Medical	Mbarara
16	Kam Imaging Centre Soroti	Private	Medical	Soroti
16	Kam Medical & Diagnostic Centre- Bombo Road	Private	Medical	Kampala
16	Kam Medical Consult Clinic	Private	Medical	Kampala
16	Kambuga Hospital	Government	Medical	Kanungu
16	Kampala Dental Services	Private	Medical	Kampala,
16	Kampala Hospital Ltd	Private	Medical	Kampala
16	Kampala Imaging Center Limited (Lumumba Avenue)	Private	Medical	Kampala
16	Kampala Imaging Centre Limited (Bombo)	Private	Medical	Kampala
16	Kampala Independent Hospital	Private	Medical	Kampala
16	Kampala Medical Chambers Limited	Private	Medical	Kampala
17	Kamuli Mission Hospital	Private	Medical	Kamuli
17	Kapchorwa General Hospital	Government	Medical	Kapchorwa
17	Kasana Medical and Imaging Centre	Private	Medical	Luweero
17	Kasese Community Health and Education Foundation	Private	Medical	Kasese
17	Kawempe National Referral Hospital	Government	Medical	Kampala
17	Kawolo Hospital	Government	Medical	Buikwe

#	Facility name	Type of ownership	Type of practice	District
17	Kay's Dental Clinic-Colline House	Private	Medical	Kampala
17	Kay's Dental Clinic-Kamwokya	Private	Medical	Kampala
17	Kiboga General Hospital	Government	Medical	Kiboga
17	Kibuli Muslim Hospital	Private	Medical	Kampala
18	Kigonzi Clinic & Nursing Home -Kabale	Private	Medical	Kabale
18	Kilembe Mines Hospital	Private	Medical	Kasese
18	Kiruddu National Referral Hospital	Government	Medical	Kampala
18	Kiryandongo General Hospital	Government	Medical	Kiryandongo
18	Kisandi Hospital	Private	Medical	Rubirizi
18	Kisoro Hospital	Private	Medical	Kisoro
18	Kisubi Hospital	Private	Medical	Wakiso
18	Kitagata Hospital	Private	Medical	Bushenyi
18	Kitgum General Hospital	Government	Medical	Kitgum
18	Kitovu Hospital	Private	Medical	Masaka
19	KIU Teaching Hospital	Private	Medical	Bushenyi
19	Kiwoko Hospital	Private	Medical	Nakaseke
19	KPC Cotec Medical Company (KMCK)	Private	Medical	Kampala
19	Kristo Medical & Diagnostic Centre	Private	Medical	Adjumani
19	Kuluva Hospital	Private	Medical	Arua
19	Kumi Hospital	Government	Medical	Kumi
19	Kumi Orthopedic Centre	Private	Medical	Kumi
19	Kyadondo Medical Centre - Kawempe	Private	Medical	Kampala
19	Kyembogo Holy Cross Health Centre III	Private	Medical	Kyenjojo
19	Kyetume Community Based Health Care Program	Private	Medical	Mukono
20	Kyotera Medical Centre	Private	Medical	Rakai
20	Life Aid Mediclinic Services	Private	Medical	Kabarole
20	Life Line International Hospital Limited	Private	Medical	Wakiso
20	Life Link Hospital	Private	Medical	Wakiso
20	Lira Diagnostic X-Ray Centre	Private	Medical	Lira
20	Lira Medical Center	Private	Medical	Lira
20	Lira Medical Diagnostic Centre	Private	Medical	Lira
20	Lira Regional Referral Hospital	Government	Medical	Lira
20	Live on Medical Clinic & Lab	Private	Medical	Kotido
20	Lubaga Hospital	Private	Medical	Kampala
21	Lugazi Medical and Imaging Centre	Private	Medical	Buikwe
21	Lukaya Health Care Centre	Private	Medical	Kalungu
21	Luwum Street Clinic	Private	Medical	Kampala
21	Lyantonde Hospital	Private	Medical	Lyantonde
21	Makerere University Case Western Reserve University (Mu-CWRU)	Government	Medical	Kampala
21	Masaka Imaging Services	Private	Medical	Masaka
21	Masaka Regional Referral Hospital	Government	Medical	Masaka
21	Masha Clinic	Private	Medical	Kapchworwa
21	Masindi General Hospital	Government	Medical	Masindi
21	Masindi Kitara Medical Centre	Private	Medical	Masindi
22	Mawano Dental Clinic	Private	Medical	Kampala
22	Mayanja Memorial Hospital	Private	Medical	Mbarara
22	Mbale General Clinic –Annex	Private	Medical	Mbale
22	Mbale People's Hospital	Private	Medical	Mbale
22	Mbale Regional Referral Hospital	Government	Medical	Mbale
22	Mbarara Clinic & Diagnostic Centre	Private	Medical	Mbarara
22	Mbarara Community Hospital	Private	Medical	Mbarara
22	Mbarara Diagnostic Centre	Private	Medical	Mbarara
22	Mbarara Nursing Home	Private	Medical	Mbarara

#	Facility name	Type of ownership	Type of practice	District
22	Mbarara Regional Referral Hospital	Government	Medical	Mbarara
23	McFarland Memorial Medical Centre, Nyarugongo	Private	Medical	Kyenjojo
23	Medic Imaging Centre	Private	Medical	Iganga
23	Medical Imaging Consultants	Private	Medical	Kampala
23	Medical Imaging Services (Mis) Buikwe	Private	Medical	Buikwe
23	Medical World	Private	Medical	Kampala
23	Medicare Jinja Diagnostic Centre	Private	Medical	Jinja
23	Medicare Kampala Diagnostic Centre	Private	Medical	Kampala
23	Medikal Hospital	Private	Medical	Kampala
23	Medipal International Hospital	Private	Medical	Kampala
23	Mengo Hospital- Outpatient Department	Private	Medical	Kampala
24	Mengo Hospital-Dental Dept	Private	Medical	Kampala
24	Mercy Imaging Centre	Private	Medical	Kaliro
24	Mid-Town Imaging Centre	Private	Medical	Lira
24	Midas Touch Medical Services Kyenjojo	Private	Medical	Kyenjojo
24	Mild may Centre Uganda	Private	Medical	Wakiso
24	Mityana General Hospital	Government	Medical	Mityana
24	Mola Medical Centre	Private	Medical	Gulu
24	Moroto Regional Referral Hospital	Government	Medical	Moroto
24	Moyo General Hospital	Government	Medical	Moyo
24	Mukaki Medical Clinic	Private	Medical	Kampala
25	Mt Carmel Medical Centre	Private	Medical	Kyenjojo
25	Mt. Elgon Hospital	Private	Medical	Mbale
25	Mubende Regional Referral Hospital	Government	Medical	Mubende
25	Mu-JHU Research Collaboration	Private	Medical	Kampala
25	Mukono C.O.U Hospital	Private	Medical	Mukono
25	Mukono Imaging Centre	Private	Medical	Mukono
25	Mukwaya General Hospital	Private	Medical	Kampala
25	Mulago National Specialized Hospital	Government	Medical	Kampala
25	Mulago National Referral Hospital-Radiology Dept	Government	Medical	Kampala
25	Mulago Specialized Women and Neonatal Hospital	Private	Medical	Kampala
26	Murchison Bay Hospital	Government	Medical	Kampala
26	Musana Community Health Centre	Private	Medical	Iganga
26	Mwesigye Health Care Clinic	Private	Medical	Kabale
26	Nabulola Community Health Initiative	Private	Medical	Busia
26	Nakaseke Hospital	Government	Medical	Nakaseke
26	Nakasero Hospital	Private	Medical	Kampala
26	Nalujja Medical Centre	Private	Medical	Kampala
26	Nebbi General Hospital	Government	Medical	Nebbi
26	New Edge Medical Centre Malaba	Private	Medical	Tororo
26	New Hope Hospital	Private	Medical	Iganga
27	New Town Medical Centre	Private	Medical	Mbale
27	Ngora Freda Carr C.O.U Hospital	Government	Medical	Ngora
27	Nile International Hospital - Jinja	Private	Medical	Jinja
27	Njovu Islamic Community Medical Centre	Private	Medical	Luwero
27	Nkozi Hospital	Private	Medical	Mpigi
27	Northern Cross Medical Centre	Private	Medical	Lira
27	Norvik Hospital Ltd	Private	Medical	Kampala
27	Ntungamo Main Imaging Centre	Private	Medical	Ntungamo
27	Olimpat Medical Clinic	Private	Medical	Dokolo
27	Oral Diagnostic Imaging Company (Odic)	Private	Medical	Kampala
28	Orient Medical Centre	Private	Medical	Luwero
28	Pallisa General Hospital	Government	Medical	Pallisa
28	Pan Dental Surgery - Buganda Road	Private	Medical	Kampala
28	Pan Dental Surgery - Naguru	Private	Medical	Kampala
28	Pan Dental Surgery Nalufenya Jinja	Private	Medical	Jinja

#	Facility name	Type of ownership	Type of practice	District
28	Paramount Hospital	Private	Medical	Kampala
28	Pearl Diagnostic Centre	Private	Medical	Ntungamo
28	Pentecostal Assemblies of God Health Unit (PAG) - Lira	Private	Medical	Lira
28	People's Medical Centre	Private	Medical	Wakiso
28	Pioneer Hospital- Arua	Private	Medical	Arua
29	Pioneer Medical Centre –Nebbi	Private	Medical	Nebbi
29	Pioneer Health Services – Koboko	Private	Medical	Yumbe
29	Pope John's Hospital Aber	Private	Medical	Oyam
29	Rakai Health Sciences Program	Private	Medical	Rakai
29	Remesta Diagnostics	Private	Medical	Mbale
29	Rhema Medical Centre-Koboko	Private	Medical	Koboko
29	Rhema Medical Centre-Paidha	Private	Medical	Paidha
29	Rhema Medical Centre-Yumbe	Private	Medical	Yumbe
29	Rhona Medical Centre	Private	Medical	Kampala
29	Rippon Medical Services	Private	Medical	Jinja
30	Rose of Sharon Medical Centre	Private	Medical	Nebbi
30	Ruby Medical Centre	Private	Medical	Kampala
30	Rugarama Hospital	Private	Medical	Kabale
30	Rugyeyo Community Hospital	Private	Medical	Kanungu
30	Rujumbura Medcare Services Ltd	Private	Medical	Rukungiri
30	Rushere Community Hospital	Private	Medical	Kiruhura
30	Rushoroza Hospital	Private	Medical	Kabale
30	Ruth Gaylord Hospital Maganjo	Private	Medical	Wakiso
30	Ryan Health Care Ltd	Private	Medical	Kabale
30	Sama Medical Centre	Private	Medical	Kampala
31	Savannah Sunrise Clinic (SAS)	Private	Medical	Kampala
31	Serere Diagnostic Center	Private	Medical	Serere
31	Shalom Medical Diagnostic Centre	Private	Medical	Iganga
31	Sikyomu Doctors Limited	Private	Medical	Wakiso
31	Smart Choice Health Services	Private	Medical	Kaliro
31	Soroti Joint Medical Services Ltd	Private	Medical	Soroti
31	Soroti Medical Associates and Nursing Home	Private	Medical	Soroti
31	Soroti Regional Referral Hospital	Government	Medical	Soroti
31	Span Medicare	Private	Medical	Kampala
31	Sr. Dental Clinic	Private	Medical	Kampala
32	St. Ambrose Charity Health Centre	Private	Medical	Kagadi
32	St. Anthony's Hospital	Private	Medical	Tororo
32	St. Benedict's Health Centre - Jinja	Private	Medical	Jinja
32	St. Catherine's Clinic Abaita Ababiri	Private	Medical	Wakiso
32	St. Catherine's Hospital Lumumba Avenue	Private	Medical	Kampala
32	St. Daniel Comboni Hospital-Kyamuhunga	Private	Medical	Bushenyi
32	St. Dominic Basic Health Services	Private	Medical	Moyo
32	St. Francis Mutolere	Private	Medical	Kisoro
32	St. Francis Hospital - Naggalama	Private	Medical	Mukono
32	St. Francis Hospital - Nkokonjeru	Private	Medical	Buikwe
33	St. Joseph Hospital - Kitgum	Private	Medical	Kitgum
33	St. Joseph Hospital – Maracha	Private	Medical	Maracha
33	St. Kizito Hospital - Matany	Private	Medical	Napak
33	St. Luke Health Centre	Private	Medical	Luweero
33	St Luke Medical Chambers Rukungiri	Private	Medical	Rukungiri
33	St. Luke Imaging Centre - Kambuga	Private	Medical	Kanungu
33	St. Mary's Hospital Lacor	Private	Medical	Gulu
33	St. Mary's Medical Services	Private	Medical	Wakiso
33	St. Peter's Clinic - Kiboga	Private	Medical	Kiboga
33	St. Francis Hospital Nsambya	Private	Medical	Kampala

#	Facility name	Type of ownership	Type of practice	District
34	St. Stephen's Hospital Mpererwe Church of Uganda	Private	Medical	Kampala
34	St. Valentine Medical Centre	Private	Medical	Tororo
34	Supreme Medical Centre	Private	Medical	Masindi
34	Surgical Centre-Mbarara	Private	Medical	Mbarara
34	Sys International Company Ltd (Besta Diagnostic Center)	Private	Medical	Kampala
34	Tankside Images Nsambya	Private	Medical	Kampala
34	The Clinic at The Mall	Private	Medical	Kampala
34	The Surgeon's Plaza Limited	Private	Medical	Kampala
34	The Surgery Ltd	Private	Medical	Kampala
34	TMR International Hospital	Private	Medical	Kampala
35	The Orthodontist Ltd	Private	Medical	Kampala
35	Tobin Health Centre	Private	Medical	Mbale
35	Travel Clinic International	Private	Medical	Kampala
35	Trust Health Centre	Private	Medical	Iganga
35	Uganda Cancer Institute	Private	Medical	Kampala
35	Uganda Heart Institute	Government	Medical	Kampala
35	Uganda Institute of Allied Health and Management Sciences Mulago	Government	Medical	Kampala
35	Uganda Wildlife Education Centre-Animal Hospital	Government	Medical	Wakiso
35	Ultima Trauma and Orthopedic Centre Limited	Private	Medical	Kampala
35	UMC Victoria Hospital-Bukoto	Private	Medical	Kampala
36	United Medicare	Private	Medical	Kayunga
36	University Research CO.LLC-USAID Defeat Tb Project	Private	Medical	Kampala
36	Universal Kworora Nursing Home	Private	Medical	Ntungamo
36	Victoria Medical Centre	Private	Medical	Kampala
36	Victoria Medical Services- Entebbe	Private	Medical	Wakiso
36	Vienna Medical Centre	Private	Medical	Adjumani
36	Villa Maria Hospital	Private	Medical	Kalungu
36	Vine Dental Services	Private	Medical	Kampala
36	Wandegeya Medical Chambers	Private	Medical	Kampala
36	Wentz Medical Centre	Private	Medical	Kampala
37	Women's Hospital International and Fertility Centre	Private	Medical	Kampala
37	Yotkom Medical Centre	Private	Medical	Kitgum
37	Yumbe Hospital	Government	Medical	Yumbe
37	Yusuf Kironde Memorial Dental Clinic	Private	Medical	Kampala
37	Zedex Imaging Center	Private	Medical	Kasese
Industrial/Security/ Research facilities				
37	Auromeera Industries Limited	Private	Industrial	Jinja
37	Abubaker Technical Services and General Suppliers Ltd	Private	Industrial	Mukono
37	Bank of Uganda -Arua	Government	Security	Arua
37	Bank of Uganda-Kampala	Government	Security	Kampala
37	Bank of Uganda-Gulu	Government	Security	Gulu
38	Bank of Uganda-Jinja	Government	Security	Jinja
38	Bank of Uganda-Mbale	Government	Security	Mbale
38	Bank of Uganda-Mbarara	Government	Security	Mbarara
38	Centenary Bank	Private	Security	Kampala
38	Century Bottling Co. Ltd Mukono	Private	Industrial	Mukono
38	China Communications and Constructions Company Ltd	Private	Industrial	Kampala
38	China Railway 7th Group Co. Ltd	Private	Industrial	Kampala
38	China Railway No.3 Engineering Group Company Ltd	Private	Industrial	Kampala
38	China State Construction Engineering Corp	Private	Industrial	Kampala
38	Chinese Embassy in Uganda	Private	Security	Kampala

#	Facility name	Type of ownership	Type of practice	District
39	China Wuyi Co. Ltd	Private	Industrial	Kampala
39	Uganda Civil Aviation Authority	Government	Security	Wakiso
39	CNOOC Uganda Ltd	Private	Industrial	Kampala,
39	Cowi Uganda Ltd	Private	Industrial	Kampala
39	Crown Beverages Ltd	Private	Industrial	Kampala
39	Crown Beverages Ltd - Kakungulu Annex	Private	Industrial	Kampala
39	Das Handling Limited	Private	Security	Wakiso
39	DFCU Limited	Private	Security	Kampala
39	Dott Services Limited	Private	Industrial	Kampala
39	East African Development Bank	Private	Security	Kampala
40	Energo Projekt Niskogradnja	Private	Industrial	Kampala
40	Golden Tulip Hotel	Private	Security	Kampala
40	Heek International Development Limited	Private	Industrial	Jinja
40	Kampala Serena Hotel	Private	Security	Kampala
40	Mega Standard Super Market	Private	Security	Kampala
40	Mestil Hotel	Private	Security	Kampala
40	Mm Integrated Steel Mill (U) Ltd	Private	Security	Jinja
40	Modern Laminates Ltd	Private	Industrial	Jinja
40	Mota Engil Africa S.A-Uganda Branch	Private	Industrial	Kampala
40	National Social Security Fund (NSSF)	Government	Security	Kampala
41	NSSF-Property Management Office	Government	Security	Kampala
41	Nile Breweries Ltd - Jinja	Private	Industrial	Buikwe
41	Nile Breweries Ltd - Mbarara	Private	Industrial	Mbarara
41	Nile Fibre Board Ltd	Private	Industrial	Nakasongola
41	Office of Auditor General	Government	Security	Kampala
41	Office of Prime Minister	Government	Security	Kampala
41	Parliament of Uganda	Government	Security	Kampala
41	Quality Non-Destructive Testing Solutions Ltd	Private	Industrial	Kampala
41	Queen's Supermarket	Private	Security	Kampala
41	Reynolds Construction Company (Nig) Limited	Private	Industrial	Kampala
42	Roko Construction Limited	Private	Industrial	Kampala
42	State House Nakasero - Uganda Club	Government	Security	Kampala
42	State House Entebbe	Government	Security	Wakiso
42	State House President's Office	Government	Security	Kampala
42	Stirling Civil Engineering	Private	Industrial	Mukono
42	Sun Maker Energy U Ltd	Private	Industrial	Kampala
42	Uganda Breweries Ltd	Private	Industrial	Kampala
42	Uganda Martyrs Shrine Namugongo	Private	Security	Wakiso
42	Uganda Post Limited	Private	Security	Kampala
42	UNDP Uganda Country Office	Government	Security	Kampala
43	URA-Customs Dept	Government	Security	Kampala
43	Us Embassy Compound Pernix Construction Site	Private	Industrial	Kampala
43	Sheraton Kampala Hotel	Private	Security	Kampala
43	Stanbic Bank-Crested Towers	Private	Security	Kampala
43	Embassy of Japan In Uganda	Private	Security	Kampala
43	Entebbe Handling Services	Private	Security	Wakiso
43	Ministry of Foreign Affairs	Private	Security	Kampala
43	Pearl Engineering Company Limited	Private	Industrial	Kampala

1.22 Enforced facilities

#	Facility name	Enforcement date	Type of practice	District
1.	Alleлуйah Joint Maternity Clinic	12/03/2020	Medical	Alebtong
2.	Apac Medical Centre	9/15/2020	Medical	Apac

#	Facility name	Enforcement date	Type of practice	District
3.	Arua Medical & Radiology Centre	01/10/2020	Medical	Arua
		2/25/2020		
4.	Arua Medical & Radiology Centre - Annex	2/25/2020	Medical	Arua
5.	Belcher Orthopedic Centre	10/22/2020	Medical	Gulu
6.	Born Medical Centre	2/27/2020	Medical	Lyantonde
7.	Bugiri Hospital	3/24/2020	Medical	Bugiri
8.	Bulamu Medical Centre	03/10/2020	Medical	Masaka
9.	China Wuyi Co. Ltd	1/17/2020	Industrial	Kampala
10.	City Medicals Centre - Kampala	1/13/2020	Medical	Kampala
11.	Community Clinic & Imaging Centre-Soroti	8/26/2020	Medical	Soroti
12.	Csi Medical Centre	3/13/2020	Medical	Wakiso
13.	Divine Mercy Hospital Tororo	7/15/2020	Medical	Tororo
14.	Doctor's Clinic Hoima	11/17/2020	Medical	Hoima
15.	Doctor's Plaza Tororo	9/22/2020	Medical	Tororo
16.	Doko Medical Center	1/23/2020	Medical	Mbale
17.	Edpa Medical Services	11/17/2020	Medical	Hoima
18.	Family Care Clinic	01/10/2020	Medical	Arua
		2/25/2020		
19.	Fastline Medical Centre	3/24/2020	Medical	Bugiri
20.	Fitzman Medical and Dental Clinic	10/22/2020	Medical	Gulu
21.	Fortportal Regional Referral Hospital	11/17/2020	Medical	Kabarole
22.	Goodwill Imaging Services Masaka	03/11/2020	Medical	Masaka
23.	Gulu Independent Hospital	10/21/2020	Medical	Gulu
24.	Hoima Regional Referral Hospital	11/19/2020	Medical	Hoima
25.	Ibanda Hospital	2/26/2020	Medical	Ibanda
26.	Iganga Medical Clinic	9/24/2020	Medical	Iganga
27.	Ikram Doctor's Clinic	2/18/2020	Medical	Kapchorwa
28.	Iran-Uganda Hospital	6/15/2020	Medical	Kampala
29.	Ishaka Adventist Hospital	2/25/2020	Medical	Bushenyi
30.	Itojo Hospital	03/11/2020	Medical	Ntungamo
31.	Kabarole Hospital	1/16/2020	Medical	Kabarole
32.	Kabwohe Clinic Research Centre	2/27/2020	Medical	Bushenyi
33.	Kakira Sugar Limited Hospital	3/24/2020	Medical	Jinja
34.	Kitovu Hospital	03/10/2020	Medical	Masaka
35.	Kiu Teaching Hospital	2/25/2020	Research	Bushenyi
36.	Kona Clinic Amuria	9/16/2020	Medical	Amuria
37.	Kyembogo Holy Cross Health Centre III	1/16/2020	Medical	Kyenjojo
38.	Kyotera Medical Centre	03/12/2020	Medical	Rakai
39.	Lira Medical Center	10/21/2020	Medical	Lira
40.	Lira Regional Referral Hospital	10/21/2020	Medical	Lira
41.	Lubanga Ber Community Medical Centre and Preventive Services	9/15/2020	Medical	Kaberamaido
		12/04/2020		
42.	Lugazi Medical and Imaging Centre	8/13/2020	Medical	Buikwe
43.	Makerere University Case Western Reserve	6/24/2020	Medical	Kampala
44.	Masaka Imaging Services	03/11/2020	Medical	Masaka
45.	Masha Clinic	2/19/2020	Medical	Kapchorwa
46.	Mbale General Clinic – Annex	1/23/2020	Medical	Mbale
47.	Medical Imaging Services - Buikwe	7/13/2020	Medical	Buikwe
48.	Medicare Diagnostic Centre	3/24/2020	Medical	Jinja
49.	Mola Medical Centre	10/21/2020	Medical	Gulu
50.	Mount Carmel Medical Centre - Kyenjojo	11/17/2020	Medical	Kyenjojo
51.	Mukono Imaging Centre	07/03/2020	Medical	Mukono
52.	Nakaseke Hospital	7/27/2020	Medical	Nakaseke
53.	Norvik Hospital Ltd	10/22/2020	Medical	Kampala
54.	Olimpat Medical Clinic –Dokolo	1/22/2020	Medical	Dokolo
55.	Pan Dental Surgery – Jinja	1/21/2020	Medical	Jinja

#	Facility name	Enforcement date	Type of practice	District
56.	Pan Dental Surgery Buganda Road	06/12/2020	Medical	Kampala
57.	Paramount Hospital	6/29/2020	Medical	Kampala
58.	Pentecostal Assemblies of God Health Unit-Lira	10/22/2020	Medical	Lira
59.	Rose of Sharon Medical Centre	2/27/2020	Medical	Nebbi
60.	Rushere Community Hospital	2/25/2020	Medical	Kiruhura
61.	Shalom Medical Diagnostic Centre	1/24/2020	Medical	Iganga
62.	Shifa Clinic	8/26/2020	Medical	Kapchorwa
63.	Showers Foundation Health Centre	2/27/2020	Medical	Nebbi
64.	Sikyomu Doctors Ltd	11/16/2020	Medical	Wakiso
65.	St. Ambrose Charity Health Centre	7/28/2020	Medical	KIBAALE
66.	St. Catherines Clinic Abaita Ababiri	1/21/2020	Medical	Wakiso
67.	St. Daniel Comboni Hospital-Kyamuhunga	2/26/2020	Medical	Bushenyi
68.	St. Valentine Medical Centre	9/23/2020	Medical	Tororo
69.	The Surgery Ltd	12/10/2020	Medical	Kampala
70.	Universal Kworora Nursing Home	03/10/2020	Medical	Ntungamo
71.	Wandegeya Medical Chambers	12/09/2020	Medical	Kampala

2. SUSTAINABLE DEVELOPMENT OF PETROLEUM RESOURCES PROGRAMME

2.1 Imports of other petroleum products

PRODUCTS	2016	2017	2018	2019	2020
Premium	815,824.83	894,072.31	930,541.77	1,006,824.20	939,529.04
Kerosene	59,717.86	56,526.81	57,658.46	53,466.00	45,871.20
Gas Oil	865,186.24	945,083.92	982,220.29	1,030,057.91	992,229.53
Aviation Fuels	120,902.22	125,961.95	133,518.53	131,099.51	69,607.71
Fuel Oil					
LPG	13,862.74	14,386.78	18,854.03	18,535.45	24,388.71
Bitumen					
Lubricants/Gr.					
IDO					
Others (Chms etc)					
Total	1,875,493.89	2,036,031.77	2,122,793.09	2,239,983.07	2,071,626.19

2.2 Annual sales of Petroleum products in cubic metres for 2020 per OMC

	OMC	Sales in Cubic metres
1	Vivo Energy Uganda Ltd	371,235.93
2	TOTAL UGANDA LIMITED	332,925.04
3	NILE ENERGY LIMITED	132,816.66
4	STABEX INTERNATIONAL LIMITED	98,418.11
5	GASLINE PETROLEUM ENERGY (U) LIMIT	72,957.84
6	HASS PETROLEUM (U) LIMITED	61,568.59
7	MOIL (U) LIMITED	58,463.81
8	CITY OIL (U) LIMITED	49,100.78
9	GP GLOBAL UGANDA LIMITED	48,715.23
10	BE ENERGY LIMITED	43,933.56
11	OLYMPIC PETROLEUM U LIMITED	38,921.81
12	PETRO UGANDA LIMITED	38,532.66
13	ORYX OIL UGANDA LIMITED	37,836.35
14	EUROPET LIMITED	37,736.82
15	LUQMAN PETROLEUM LIMITED	33,345.17
16	TORCH ENERGY LIMITED	31,329.59
17	DOLPHIN PETROLEUM LIMITED	28,640.77
18	VITRO ENERGY LIMITED	27,566.56
19	ONE PETROLEUM (U) LIMITED	24,657.72
20	TOSHA (U) LIMITED	23,387.43
21	DON (U) LIMITED	23,350.29
22	NET GAS ENERGY (U) LIMITED	23,293.85
23	REGNOL OIL LIMITED	21,023.38
24	KOBIL UGANDA LIMITED	20,205.21
25	MOUNT MERU PETROLEUM U LIMITED	17,741.60
26	GASCO ENERGY UGANDA LTD	17,293.78
27	OIL ENERGY (U) LIMITED	17,189.89
28	PROMPET ENERGY LIMITED	16,844.90
29	RUBIS ENERGY UGANDA LIMITED	16,389.37
30	LAKE OIL UGANDA LIMITED	16,087.10

31	ASHARAMI UGANDA LIMITED	15,813.93
32	HARED PETROLEUM LIMITED	14,498.32
33	AINUSHAMSI ENERGY (U) LIMITED	13,749.40
34	ILADE OIL COMPANY LIMITED	13,529.01
35	TEXAS ENERGY LIMITED	12,805.39
36	DALBIT UGANDA LIMITED	11,738.27
37	PETROCITY ENTERPRISES (UGANDA) LIM	11,469.35
38	OIL GEN GAS (U) LIMITED	11,212.72
39	GAPCO UGANDA LTD.	10,450.54
40	FAHAAB ENERGY LIMITED	9,962.52
41	LIBYA OIL UGANDA LIMITED	9,935.07
42	OIL COM (U) LIMITED	8,894.28
43	CLEAN OIL UGANDA LIMITED	8,884.82
44	AFRICA FUELS AND LUBRICANTS LIMITED	8,197.89
45	OCEAN ENERGY UGANDA LIMITED	7,288.98
46	ROCK GLOBAL OILS (U) LTD	7,278.64
47	OLA ENERGY UGANDA LIMITED	7,134.79
48	DAWSON SERVICES LIMITED	4,922.47
49	AFRICA OIL (U) LTD	4,884.26
50	MOGAS UGANDA LIMITED	4,651.42
51	UGANDA NATIONAL OIL COMPANY LTD	3,982.10
52	ECO PETRO (U) LIMITED	3,918.33
53	MOTOGAS UGANDA LIMITED	3,572.78
54	RIVA PETROLEUM UGANDA LIMITED	3,134.89
55	CENEX ENERGY UGANDA LIMITED	3,100.41
56	IGAL ENERGY LIMITED	2,354.23
57	SPARK ENERGY	2,135.29
58	SHIRE PETROLEUM COMPANY LTD	1,814.26
59	DANAC PETROLEUM LIMITED	1,485.10
60	MAXOL (U) LIMITED	1,405.32
61	SUNAFRICA GENERAL TRADE CO LIMITED	1,245.27
62	JASOLIYA INVESTMENTS LIMITED	1,192.02
63	ALTAR OILS AFRICA LIMITED	976.82
64	KENAFRICA OIL LIMITED	923.98
65	MANSONS UGANDA LIMITED	786.39
66	NEXUS PETROLEUM LIMITED	689.11
67	AXXOL PETROLEUM LIMITED	671.74
68	SHIRE PETROLEUM COMPANY LTD	637.34
69	AMEX PETROL (U) LTD	529.16
70	TORRENTIAL PETROLEUM LIMITED	486.89
71	PRIMEFUELS UGANDA LIMITED	334.88
72	CLARITY PETROLEUM LIMITED	273.45
73	GPEX OIL LIMITED	64.09
74	MAJAB INVESTMENTS (U) ltd	61.84
	TOTAL	2,014,587.57

2.3 Market share of Oil Marketing Companies 2020

	OMC	%Market share
1	Vivo Energy Uganda Ltd	18%
2	TOTAL UGANDA LIMITED	17%
3	NILE ENERGY LIMITED	7%
4	STABEX INTERNATIONAL LIMITED	5%
5	GASLINE PETROLEUM ENERGY (U) LIMIT	4%
6	HASS PETROLEUM (U) LIMITED	3%
7	MOIL (U) LIMITED	3%

8	CITY OIL (U) LIMITED	2%
9	GP GLOBAL UGANDA LIMITED	2%
10	BE ENERGY LIMITED	2%
11	OLYMPIC PETROLEUM U LIMITED	2%
12	PETRO UGANDA LIMITED	2%
13	ORYX OIL UGANDA LIMITED	2%
14	EUROPET LIMITED	2%
15	LUQMAN PETROLEUM LIMITED	2%
16	TORCH ENERGY LIMITED	2%
17	DOLPHIN PETROLEUM LIMITED	1%
18	VITRO ENERGY LIMITED	1%
19	ONE PETROLEUM (U) LIMITED	1%
20	TOSHA (U) LIMITED	1%
21	DON (U) LIMITED	1%
22	NET GAS ENERGY (U) LIMITED	1%
23	REGNOL OIL LIMITED	1%
24	KOBIL UGANDA LIMITED	1%
25	MOUNT MERU PETROLEUM U LIMITED	1%
26	GASCO ENERGY UGANDA LTD	1%
27	OIL ENERGY (U) LIMITED	1%
28	PROMPET ENERGY LIMITED	1%
29	RUBIS ENERGY UGANDA LIMITED	1%
30	LAKE OIL UGANDA LIMITED	1%
31	ASHARAMI UGANDA LIMITED	1%
32	HARED PETROLEUM LIMITED	1%
33	AINUSHAMSI ENERGY (U) LIMITED	1%
34	ILADE OIL COMPANY LIMITED	1%
35	TEXAS ENERGY LIMITED	1%
36	DALBIT UGANDA LIMITED	1%
37	PETROCITY ENTERPRISES (UGANDA) LIM	1%
38	OIL GEN GAS (U) LIMITED	1%
39	GAPCO UGANDA LTD.	1%
40	FAHAAB ENERGY LIMITED	0%
41	LIBYA OIL UGANDA LIMITED	0%
42	OIL COM (U) LIMITED	0%
43	CLEAN OIL UGANDA LIMITED	0%
44	AFRICA FUELS AND LUBRICANTS LIMITED	0%
45	OCEAN ENERGY UGANDA LIMITED	0%
46	ROCK GLOBAL OILS (U) LTD	0%
47	OLA ENERGY UGANDA LIMITED	0%
48	DAWSON SERVICES LIMITED	0%
49	AFRICA OIL (U) LTD	0%
50	MOGAS UGANDA LIMITED	0%
51	UGANDA NATIONAL OIL COMPANY LTD	0%
52	ECO PETRO (U) LIMITED	0%
53	MOTOGAS UGANDA LIMITED	0%
54	RIVA PETROLEUM UGANDA LIMITED	0%
55	CENEX ENERGY UGANDA LIMITED	0%
56	IGAL ENERGY LIMITED	0%
57	SPARK ENERGY	0%
58	SHIRE PETROLEUM COMPANY LTD	0%
59	DANAC PETROLEUM LIMITED	0%
60	MAXOL (U) LIMITED	0%
61	SUNAFRICA GENERAL TRADE CO LIMITED	0%
62	JASOLIYA INVESTMENTS LIMITED	0%
63	ALTAR OILS AFRICA LIMITED	0%
64	KENAFRICA OIL LIMITED	0%
65	MANSONS UGANDA LIMITED	0%

66	NEXUS PETROLEUM LIMITED	0%
67	AXXOL PETROLEUM LIMITED	0%
68	SHIRE PETROLEUM COMPANY LTD	0%
69	AMEX PETROL (U) LTD	0%
70	TORRENTIAL PETROLEUM LIMITED	0%
71	PRIMEFUELS UGANDA LIMITED	0%
72	CLARITY PETROLEUM LIMITED	0%
73	GPEX OIL LIMITED	0%
74	MAJAB INVESTMENTS (U) ltd	0%

2.4 List of Licensed Petroleum Retail outlets as at 31st December 2020

No.	Company Name - Station	POL No.
1	A & A Punt Company Limited	0455
2	Accra and Sons Investments (ASI) Limited - Obalugofuku West, ARUA	0671-001
3	Accra and Sons Investments (ASI) Limited - Bileu, Yumbe Town Council, YUMBE	0671-002
4	AFRICA OIL Uganda Limited - BULENGA	0522-001
5	AFRICA OIL Uganda Limited - BWEYOGERERE	0522-002
6	AFRICA OIL Uganda Limited - KAWEMPE	0522-003
7	AFRICA OIL Uganda Limited - MAKINDYE	0522-004
8	AFRICA OIL Uganda Limited - NANSANA	0522-005
9	AFRICA OIL Uganda Limited - LUGALA	0522-006
10	AFRICA OIL Uganda Limited - KASUBI, KAMPALA	0522-007
11	AFRICA OIL Uganda Limited - BWAISE, KAMPALA	0522-008
12	AFRICA OIL Uganda Limited - BULOBA	0522-009
13	AFRICA OIL Uganda Limited - NSANJI, WAKISO	0522-010
14	AFRICA OIL Uganda Limited - Misindye, Goma, MUKONO	0522-011
15	AFRICA OIL Uganda Limited - Muganzilwazi, Kazo-Kawempe, KAMPALA	0522-012
16	AGOPEX (U) Ltd - KAZINGA, WAKISO	0662-001
17	AGOPEX (U) Ltd - KITI, WAKISO	0662-002
18	AGOPEX (U) Ltd - KAZO, LUGOBA	0662-003
19	AHUMUZA Petro Station Services Limited - Busiisi, HOIMA	0595
20	AKELLO Oils Limited - Agogomit, NGORA	0745-001
21	A.K. Petroleum Services Limited - KAMBUGA, KANUNGU	0486
22	A.K. Petroleum Services Limited - KASHAMBA, KANUNGU	0486-001
23	AINUSHAMSI Energy Uganda Limited - BBIRA	0569-001
24	AINUSHAMSI Energy Uganda Limited - KAWEMPE	0569-003
25	JACKBY Enterprises AINUSHAMSI Energy Uganda Ltd - Busisi, Kahooka HOIMA	0636-002
26	ALLEGRO Services Limited -Mutundwe, KAMPALA	0811-001
27	ALTAR Oils Africa Limited - TORORO, MALABA ROAD	0624-001
28	AMEX Energy (U) Ltd - Namanve, Nantabulirwa MUKONO	0911-001
29	APOJUST Petroleum (U) Limited - Ruti, MBARARA	0846-001
30	ATLAS Energy Uganda Limited	0441
31	BAJ Service Stations Ltd - Nyabikoni, KABALE	0730-001

32	BAJ Service Stations Ltd - Nakiwogo, ENTEBBE	0730-002
33	BAJ Service Stations Ltd - Lumu Zone, LUWERO	0730-003
34	BAJ Service Stations Ltd - Nyakabande, KISORO	0730-004
35	BAJ Service Stations Ltd - ENTEBBE Municipality	0730-005
36	BAJ Service Stations Ltd - Kigungu, ENTEBBE	0730-006
37	BAJ Service Stations Ltd - Karubanda, KABALE	0730-007
38	BARAKA Petroleum (U) Ltd	0454
39	BASH Oils Limited - Igorora, IBANDA	0680-001
40	BAKRI BE Energy Limited - KAWANDA	0483
41	BAKRI BE Energy Limited - KIRENGETE, KIKONDO, MPIGI	0633-001
42	MOPEURO BAKRI BE Energy Limited - KAGOMA	0485-001
43	BAKRI BE Energy Limited - WAKALIGA, NALUKOLONGO	0633-002
44	TAQQADUM (TQ) Petroleum (U) BE Energy Ltd - MUKONO	0635-001
45	BE Energy Limited - Kikubampanga, Kakiri WAKISO	0838-001
46	BIM General Enterprises Ltd - Buseyi Village B, Nakalama Sub-County, IGANGA	0557
47	B.K. Oils Katungu Service Station - Katungu Cell, Ishaka-Bushenyi, BUSHENYI	0484
48	BOK Petroleum Limited - t/a LORIS OILS NANKAWUDDE, Ssentema Rd	0542-002
49	BOK Petroleum Limited - t/a LORIS OILS KASENGE	0542-003
50	BOK Petroleum Limited - t/a LORIS OILS KOMAMBOGA, Gayaza Road	0542-007
51	BULIISA Service Station Limited - BULIISA TOWN	0622-001
52	BURAR Petroleum (U) Ltd - Plot 8-10 Solo A Zone, Busia Town Council, BUSIA	0738-001
53	BURAR Petroleum (U) Ltd - Kisenyi Bugunduhira, Dabani Sub-County, BUSIA	0738-002
54	BURAR Petroleum (U) Ltd - Plot 16-18 Water Village, Tororo Municipality, TORORO	0738-003
55	BYAMUGISHA & Sons Transport Co. - Masindi Trading Centre	0767-001
56	BYANSI Energy Limited - WAMPEEWO, Wakiso	0594-001
57	BYTRUST Technical Services Ltd - KISAASI	0604-001
58	BYTRUST Technical Services Ltd - NSOoba	0604-002
59	CENEX Energy Uganda Limited - Kasubi-Kawala Rd, Kaubi Parish, KAMPALA	0780
60	CHELLO Petro Station Limited - Kinawataka, KAMPALA	0866-001
61	CHELLO Petro Station Limited - RUKUNGIRI	0866-002
62	CHELLO Petro Station Limited - Southern Division, KABALE	0866-003
63	CITY Oil Uganda Limited - BOMBO ROAD	0630-001
64	CITY Oil Uganda Limited - MARTIN ROAD	0630-002
65	CITY Oil Uganda Limited - NAKAWA	0630-003
66	CITY Oil Uganda Limited - KAMWOKYA	0630-004
67	CITY Oil Uganda Limited - NAMIREMBE	0630-005
68	CITY Oil Uganda Limited - NDEEBA	0630-006
69	CLARITY Petroleum Limited - Bisui Town Council, MBALE	0863-001
70	CLASSIC Energy Ltd - Mbogo Road, Najjera Zone, Kira Municipality, WAKISO	0934-001
71	DAM Oil Limited	0481
72	DARSHAN Energy Limited - Nakigudde Village, Masaka Rd MPIGI	0889-001

73	DAWSON Service Limited - NYENDO	0547-001
74	DAWSON Service Limited - KINONI, Lwengo	0547-002
75	DAWSON Service Limited - LUWERO	0547-003
76	DAWSON Service Limited - LUKAYA	0547-004
77	DAWSON Service Limited - KYALIWAJALA	0547-005
78	DAWSON Service Limited - Katwe, Kalisizo, KYOTERA	0547-007
79	DAWSON Service Limited - Wobulenzi Town, LUWERO	0547-008
80	DAWSON Service Limited - Mutukula Village, KAKUUTO	0547-009
81	DDUMBA-MASAULI Oil Services Limited - Kyakkonda, Kasaali, RAKAI	0714-001
82	DELTA Salama Road Limited - Salama Rd, Makindye, Ssabagabo WAKISO	0926-001
83	DEMO Enterprises Limited -Fort Portal Municipal Council, FORT PORTAL	0812-001
84	DEVON Petroleum - SMC Ltd, Kakunyu D, Bukomero, KIBOGA	0862-001
85	DOLPHIN Petroleum Limited - BULENGA	0820-001
86	DON KIBOGA	0473-001
87	DON BWONDA	0473-002
88	DON GULU	0473-003
89	DON KAMULI	0473-004
90	DON KIGUMBA	0473-005
91	DON KYEGEGWA	0473-006
92	DON LIRA	0473-007
93	DON LUWEERO	0473-008
94	DON MAYUGE	0473-009
95	DON MITYANA	0473-010
96	DON MPONDWE	0473-011
97	DON MUBENDE	0473-012
98	DON NAKASEKE	0473-013
99	DON NAMASALE	0473-014
100	DON NANSANA	0473-015
101	DON PADER	0473-016
102	DON MATUGA	0473-017
103	DON CENTRAL VILLAGE, KITGUM	0473-018
104	DON KICHOPE VILLAGE, LIRA	0473-019
105	DON ARUA HILL DIVISION	0473-020
106	DON Rwengoma, FORT PORTAL	0473-021
107	EAST ZONE Service Station Limited - Main Street, IGANGA	0847-001
108	EASY OIL - SMC LIMITED - KYAZANGA, LWENGO	0632-001
109	ECO Petrol Uganda Limited - Kinawataka, Kireka, WAKISO	0695-001
110	EDDIES Service Station - Kikagate, ISINGIRO	0839-001
111	EMMA Oils (U) Ltd - NSANGI (Buwaali, Ssabagabo, Busiro), WAKISO	0836-001
112	EMMA Oils (U) Ltd - Nabweru, Nansana WAKISO	0836-002
113	ENERGY Manufacturing Africa Limited - KYEBANDO KISASI	0623-001

114	EXCEL Petroleum (U) Ltd - Kayunga, Kyampiisi, MUKONO	0499
115	FAHAAB Energy Ltd - Plot 31 Lakitang, KAPCHORWA	0710-001
116	FAHAAB Energy Ltd - Gweri Road, SOROTI	0710-002
117	FAL Oil (U) Limited - ABIRICI, Arua	0555-001
118	FIRST Service Station - Nyarikonkome Village, Kabura Ward, KABALE	0914-001
119	FUELEX NALUKOLONGO	0482-001
120	FUELEX LWEZA	0482-002
121	FUELEX KAWEMPE	0482-003
122	FUELEX FORTPORTAL	0482-004
123	FUELEX KASESE	0482-005
124	FUELEX NTUNGAMO	0482-006
125	FUELEX MAKINDYE	0482-007
126	FUELEX KISENYI	0482-008
127	FUELEX NAMUNGOONA	0482-009
128	FUELEX KIBULI	0482-010
129	FUELEX BIHARWE	0482-011
130	FUELEX KIKAGATI	0482-012
131	FUELEX KAVULE	0482-013
132	FUELEX BUSEGA	0482-014
133	FUELEX BWEYOGERERE	0482-015
134	GAS Energy (U) Limited - ISHAKA	0880-001
135	GAS Energy (U) Limited - Rubindi, Kashari MBARARA	0880-002
136	GASCO Energy (U) Ltd - Kirombe, Layibi, GULU	0844-001
137	GASCO United Limited - Nvunwa, Seeta, Kigunga MUKONO	0784-001
138	GASLINE Petroleum Energy (U) Ltd - LWADDA	0559-001
139	GASLINE Petroleum Energy (U) Ltd - NAKIREBE, MPIGI	0559-002
140	GLOBAL Fuel Station - Mbarara Road, KABALE	0865-001
141	GLOBAL Super Oils Ltd - Kamukuzi Division, MBARARA	0443
142	GM Oils Uganda Limited - Nsangi/Nakatema, Ssabawali B, Busiro, WAKISO	0535
143	GOLDEN GAS General Trading Ltd - Eruti County, Ireda Cell LIRA	0897-001
144	GPEX Oil Limited - Walusimbi Village, MUKONO	0831-001
145	GOODLUCK Oil Ltd - KANYANYA, NDEJJE, WAKISO	0683-001
146	NJERU ASA ASPAM Energy GP Global Uganda Limited - OWEN LANE, Njeru Buikwe	0558-001
147	BOK Petroleum GP Global Uganda Limited NAMATABA	0542-005
148	BOK Petroleum GP Global Uganda Limited KYOTERA Town Council	0542-006
149	GREAT LAKES Petroleum GP Global Uganda Limited - NAMAWOJJOLO	0508-002
150	GREAT LAKES Petroleum GP Global Uganda Limited - KAYUNGA	0508-003
151	GREAT LAKES Petroleum GP Global Uganda Limited - KYIGOMBYA, MUKONO	0508-004
152	S.R. Petroleum GP Global Uganda Limited - NSANGI, WAKISO	0634-010
153	SHAFIA Energies Ltd GP Global Uganda Limited - Mpumudde, JINJA	0742-001
154	FUELIZE (U) GP Global Uganda Limited - Namakonkome, Buwambo, WAKISO	0783-001

155	CLEANEX Energy GP Global Uganda Limited - Seeta, Bukerere Rd, MUKONO	0791-001
156	DASHELL Investments GP Global Uganda Limited - Nakwero, Kira TC WAKISO	0898-001
157	GP Global Uganda Limited - Kira, Bulindo Rd WAKISO	0882-001
158	GREAT LAKES PETROLEUM - KABEREBERE	0508-001
159	GREEN SOM (U) Limited - Namayumba Town Council, WAKISO	0775-001
160	GURMAD Petroleum Limited - Masaka Rd, Maya WAKISO	0821-001
161	HABUUL HAB Energy Limited - BUSIA	0722-001
162	HAB Energy Limited - Boma Cell, Nebbi Muinicipality, NEBBI	0722-002
163	HAKI Oils Limited - NSAMBYA	0603-001
164	HAKI Oils Limited - SALAMA	0603-002
165	HAKI Oils Limited - KABOWA	0603-003
166	HAKI Oils Limited - NATETE	0603-004
167	HAM Petroleum (U) Ltd - Tanganyika Village, ARUA	0712-001
168	HANAN Oil Limited - Kitende, Entebbe Road, WAKISO	0553
169	HARED Petroleum Limited - NSAMBYA	0648-001
170	HARED Petroleum Limited - GGABA	0648-002
171	HARED Petroleum Limited - KIREKA	0648-003
172	HARED Petroleum Limited - SEGUKU	0648-004
173	HARED Petroleum Limited - CLIVE ROAD JINJA TOWN	0648-005
174	HARED Petroleum Limited - IGANGA TOWN	0648-006
175	HARED Petroleum Limited - PALLISA TOWN	0648-007
176	HARED Petroleum Limited - KAMULI TOWN	0648-008
177	HARED Petroleum Limited - NAMAKWEKWE, MBALE	0648-009
178	HARIRO Enterprises Ltd - MBALE	0571-001
179	HASS Busega	0515-001
180	HASS Nalukolongo	0515-002
181	HASS Ndeeba	0515-003
182	HASS Namasuba	0515-004
183	HASS Makindye	0515-005
184	HASS Banda	0515-006
185	HASS Mukono	0515-007
186	HASS Mulago	0515-008
187	HASS Kawempe	0515-009
188	HASS Arua	0515-010
189	HASS Soroti	0515-011
190	HASS Mbale II	0515-012
191	HASS Mbale I	0515-013
192	HASS Bakuli	0515-014
193	HASS Kisenyi	0515-015
194	HASS Mbarara	0515-016
195	HASS Bunga	0515-017

196	HASS Kapchorwa	0515-018
197	HASS Najjera	0515-019
198	HASS Mpondwe	0515-020
199	HASS Bwera	0515-021
200	HASS Jinja	0515-022
201	HASS Arua II	0515-023
202	HASS Kumi	0515-024
203	HASS Mubende	0515-025
204	HASS Busia	0515-026
205	HASS Busega II	0515-027
206	HASS Njeru	0515-028
207	HASS Namusera	0515-029
208	HASS Bunwa, WAKISO	0515-030
209	HASS Kanansimbi, BUNDIBUGYO Town	0515-031
210	HASS Along Wright Road, HOIMA Township	0515-032
211	HASS Mpumudde, JINJA	0515-033
212	HASS Ojwina, LIRA	0515-034
213	HASS Kiwalimu Zone, Kasangati WAKISO	0515-035
214	HASS Bunamwaya, WAKISO	0515-036
215	HEBROK Telecom Company Limited - Ndorwa, Kyanamira KABALE	0881-001
216	HIGHWAY Petroleum Limited - Kyengeru, WAKISO	0749-001
217	HORSE POWER (U) Ltd - Buyala, Muduuma MPIGI	0705-001
218	HORSE POWER (U) Ltd - Bukesa, Hoima Rd KAMPALA	0705-002
219	HORSE POWER (U) Ltd - Namanve, Bweyogerere WAKISO	0705-003
220	HORSE POWER (U) Ltd - Nabingo, WAKISO	0705-004
221	HUFAN Petroleum Co. Ltd - TWEKYO, Rukoki KASESE	0796-001
222	IGAR Uganda Limited - Nalufenya, JINJA	0748-001
223	IGAR Uganda Limited - Mukono I, MUKONO	0748-002
224	IGAR Uganda Limited - Mukono II, MUKONO	0748-003
225	ILEEYE Company Limited - Model Farm, Njeru, BUIKWE	0766-001
226	IMPERIAL Gas Supply Uganda Ltd [LPG Only]	0524
227	JAAB Oils Limited - NEBBI	0670-001
228	JACKBY Enterprises Limited - HOIMA MUNICIPALITY	0636-001
229	JAFRA Station Ltd - Mpumudde, Kimaki, JINJA	0669-001
230	JAPS Fuel Station Limited - BIHARWE TOWN	0539-001
231	JAPS Fuel Station Limited - KANUNGU TOWN COUNCIL	0539-002
232	PETROMAX JASOLIYA Investments Limited- Bulenga Kikaaya Zone, Ssemuwe Parish, WAKISO	0525
233	PETROMAX Real Developers JASOLIYA Investments Limited- Matugga, WAKISO	0525-001
234	JASOLIYA Investments Limited - Nakirebe, MASAKA RD	0869-001
235	JIDIID Transporters and Petroleum Company Ltd - Angururu B II Village, TORORO	0493

236	J.K & Associates Technical Services Ltd - Ndeje, KAMPALA	0709-001
237	Joseph Tamusuza Investments Limited - Kiyinda, Tamu, MITYANA	0678-001
238	JULAW Enterprises Ltd - Katikamu, LUWERO	0835-001
239	KABALE MEGA Standard Oils Ltd - Kabale Road, KABALE	0879-001
240	KAFI Energy (U) Limited - Kijabijo C Vill, Kira WAKISO	0884-001
241	KAMA Oil Limited - Buduuda	0842-001
242	KAMA Oil Limited - Manafwa	0842-002
243	KAMA Oil Limited - Busajja	0842-003
244	KAMA Oil Limited - Sironko	0842-004
245	KAMA Oil Limited - T/C Sironko	0842-005
246	KAMA Oil Limited - Namataba	0842-006
247	KAMA Oil Limited - Namanve	0842-007
248	KAMA Oil Limited - Bufambo	0842-008
249	KAMA Oil Limited - Bugwere	0842-009
250	KAMPO Investments Ltd	0469
251	KASHABAN Group of Companies - MAYA, WAKISO	0643-001
252	KAS Services Limited - KATABI, Entebbe Highway	0554-002
253	KAS Services Limited - Gayaza Kasangati, WAKISO	0554-003
254	Katungu Filling Station - Bugomora Village, Ishaka BUSHENYI	0908-001
255	KAVANGO Limited - WANDEGEYA, KAMPALA	0731-001
256	KIVA Investments Limited - Busowa Trading Centre, Buwunga, BUGIRI	0492
257	KK Oil Filling Station (U) Limited - Musita, MAYUGE	0676-001
258	KK Oil Filling Station (U) Limited - Musita-Lumino Road, MAYUGE	0676-002
259	KPI Petroleum Company Limited - GELP Nakulabye	0534-001
260	KPI Petroleum Company Limited - GELP Katwe	0534-002
261	KPI Petroleum Company Limited - GELP Queen's Way	0534-003
262	KPI Petroleum Company Limited - GELP Kisenyi	0534-004
263	KUBAH Oils Ltd - Kakira Village, Wakyoto Sub-County, NAKASEKE	0931-001
264	KYAMP'S Investments (U) Limited - RUBIRIZI	0532-001
265	KYAMP'S Investments (U) Limited - BUTARE, Bushenyi	0532-002
266	KYAMP'S Investments (U) Limited - NYABIKONI, Kabale	0532-003
267	KYAMP'S Investments (U) Limited - Habutobero, RUBANDA	0532-004
268	KYAMP'S Investments (U) Limited - Nyaruhengeri, KISORO	0532-005
269	LAKE OIL Uganda Limited - Namulese, Butembe, Mafubira, JINJA	0857-001
270	LAS Petroleum Limited - Soroti, SOROTI	0713-001
271	LAS Petroleum Limited - Bazaar Cell, KUMI	0713-002
272	AINUSHAMSI LIBYA Oil Uganda Ltd t/a Oilibya -KAGOMA	0569-002
273	AINUSHAMSI LIBYA Oil Uganda Ltd t/a Oilibya - NAMUGONGO	0569-004
274	AINUSHAMSI LIBYA Oil Uganda Ltd t/a Oilibya - SEETA	0569-005
275	BANODA LIBYA Oil Uganda Ltd t/a Oilibya - MAGANJO	0629-001
276	BANODA LIBYA Oil Uganda Ltd t/a Oilibya - NANSANA	0629-002

277	BANODA LIBYA Oil Uganda Ltd t/a Oilibya - BULENGA	0629-003
278	BANODA LIBYA Oil Uganda Ltd t/a Oilibya - KITEMU	0629-004
279	BANODA LIBYA Oil Uganda Ltd t/a Oilibya - MATUGGA	0629-005
280	BANODA LIBYA Oil Uganda Ltd t/a Oilibya - NAGGALAMA	0629-006
281	BANODA LIBYA Oil Uganda Ltd t/a Oilibya - LUKAYA	0629-007
282	CUBIC Energy LIBYA OIL Uganda Limited - OILIBYA Kyentume, Nangabo, WAKISO	0717-001
283	LIBYA Oil Uganda Ltd t/a Oilibya - Mbale Service Station	0471-001
284	LIBYA Oil Uganda Ltd t/a Oilibya - Wakaliga Service Station	0471-002
285	LIBYA Oil Uganda Ltd t/a Oilibya - Mityana Service Station	0471-003
286	LIBYA Oil Uganda Ltd t/a Oilibya - Masaka Service Station	0471-004
287	LIBYA Oil Uganda Ltd t/a Oilibya - Kagadi Service Station	0471-005
288	LIBYA Oil Uganda Ltd t/a Oilibya - Nyamurunda Service Station	0471-006
289	LIBYA Oil Uganda Ltd t/a Oilibya - Karuguza Service Station	0471-007
290	LIBYA Oil Uganda Ltd t/a Oilibya - Kakumiro Service Station	0471-008
291	LIBYA Oil Uganda Ltd t/a Oilibya - Kazinga Service Station	0471-009
292	LIBYA Oil Uganda Ltd t/a Oilibya - China Railway No. Engineering Group	0471-010
293	LIBYA Oil Uganda Ltd t/a Oilibya - Zhongmei-Ntungamo	0471-011
294	LIBYA Oil Uganda Ltd t/a Oilibya - Zhongmei Engineering Group-Gulu	0471-012
295	LINE Petroleum Limited - BULOBA	0605-001
296	LUBEQ Oil (U) Limited - Gbutuku Cell, KOBOKO	0892-001
297	LUCKOIL Enterprises Limited - LUWERO Town Council	0546-001
298	LUCKOIL Enterprises Limited -MANYANGWA	0546-002
299	LUQMAN Petroleum Limited - Kyambongo, KAMPALA	0734-001
300	LUQMAN Petroleum Limited - Kibuga, Rubaga Division, Nsangi, KAMPALA	0734-002
301	LUQMAN Petroleum Limited - Seguku, Kampala-Entebbe Rd, WAKISO	0734-003
302	LUQMAN Petroleum Limited - Oriyoi, Nyalakot, TORORO	0734-004
303	MAJAB Investment Company Limited - KISIMBIRI, WAKISO	0637-001
304	MAJAB Investment Company Limited - KIKUMBANGA, WAKISO	0637-002
305	MAJAB Investment Company Limited - KAYABWE TC, MPIGI	0637-003
306	MAJAB Investment Company Limited - KYAZANGA TC, LWENGO	0637-004
307	MAWUMO Petroleum Ltd - Walugogo LC1, Iganga Municipality, IGANGA	0851-001
308	MBACKLEY Fuel Filling Station Limited- Bugodi, MAYUGE	0843-001
309	MGS International Uganda Limited t/a MOGAS - Busega	0477-001
310	MGS International Uganda Limited t/a MOGAS - Entebbe	0477-002
311	MGS International Uganda Limited t/a MOGAS - Ibanda	0477-003
312	MGS International Uganda Limited t/a MOGAS - Kakira	0477-004
313	MGS International Uganda Limited t/a MOGAS - Kalagi	0477-005
314	MGS International Uganda Limited t/a MOGAS - Kaliro	0477-006
315	MGS International Uganda Limited t/a MOGAS - Kinawataka	0477-007
316	MGS International Uganda Limited t/a MOGAS - Kireka	0477-008
317	MGS International Uganda Limited t/a MOGAS - Kiwanga	0477-009

318	MGS International Uganda Limited t/a MOGAS - Masaka	0477-010
319	MGS International Uganda Limited t/a MOGAS - Mbale	0477-011
320	MGS International Uganda Limited t/a MOGAS - Namunsi	0477-012
321	MGS International Uganda Limited t/a MOGAS - Ntungamo	0477-013
322	MGS International Uganda Limited t/a MOGAS - Rushere	0477-014
323	MGS International Uganda Limited t/a MOGAS - Wabigalo	0477-015
324	MGS International Uganda Limited t/a MOGAS - Bushenyi	0477-016
325	MGS International Uganda Limited t/a MOGAS - Kyegegwa	0477-017
326	MGS International Uganda Limited t/a MOGAS - Kajansi	0477-018
327	MGS International Uganda Limited t/a MOGAS - Villa Rd	0477-019
328	MGS International Uganda Limited t/a MOGAS - Lukaya	0477-020
329	MGS International Uganda Limited t/a MOGAS - Matanga	0477-021
330	MGS International Uganda Limited t/a MOGAS - Mpigi	0477-022
331	MGS International Uganda Limited t/a MOGAS - Kyotera	0477-023
332	MGS International Uganda Limited t/a MOGAS - Kitumba	0477-024
333	MGS International Uganda Limited t/a MOGAS - Mubende	0477-025
334	MGS International Uganda Limited t/a MOGAS - Salama	0477-026
335	MGS International Uganda Limited t/a MOGAS - Mukono	0477-027
336	MGS International Uganda Limited t/a MOGAS - Lubowa	0477-028
337	MGS International Uganda Limited t/a MOGAS - Kyaliwajala	0477-029
338	MGS International Uganda Limited t/a MOGAS - Kiwatule	0477-030
339	MGS International Uganda Limited t/a MOGAS - Naalya	0477-031
340	MGS International Uganda Limited t/a MOGAS - Aviation Depot, Entebbe	0477-032
341	MILCOM Service Station Ltd - KYAMPISI, MUKONO	0612-001
342	MO Fuel Services - Kiteezi, WAKISO	0751-001
343	MO Fuel Services - Kiti, Nangabo WAKISO	0751-002
344	MOHA Trading (U) Ltd - NAKWERO, Wakiso	0570-001
345	KAMONKOOLOI Service Station MOIL Uganda Limited - Kamonkooli, PALLISA	0428
346	MOIL Uganda Limited - KISUBI	0516-001
347	MOIL Uganda Limited - WANDEGEYA	0516-002
348	MOIL Uganda Limited - BANDA	0516-003
349	MOKA Petroleum Limited - Naluvule, WAKISO	0768-001
350	MOPETRO - ZZANA	0485-002
351	MOPETRO - BUNAMWAYA	0485-003
352	DAWSON Service MOUNT MERU Petroleum (U) Ltd - MUTUKULA, Rakai	0547-006
353	HOME OIL MOUNT MERU Petroleum (U) Ltd - NTUNGAMO	0541
354	MOUNT MERU Petroleum (U) Ltd - t/a Meru Petroleum Kawanda	0660-001
355	MOUNT MERU Petroleum (U) Ltd - t/a Meru Petroleum Makindye	0660-002
356	MOUNT MERU Petroleum (U) Ltd - t/a Meru Petroleum MAYA, Nsangi WAKISO	0660-003
357	MOUNT MERU Petroleum (U) Ltd - t/a Meru Petroleum ADYANGOPIRO, LIRA	0660-004
358	MOUNT MERU Petroleum (U) Ltd - t/a Meru Petroleum PORTAL LANE, ENTEBBE	0660-005

359	MOUNT MERU PETROLEUM - NANSANA II, WAKISO	0660-006
360	MOUNT MERU PETROLEUM - NANSANA, WAKISO	0660-007
361	MOUNT MERU PETROLEUM - NDEEBA	0660-008
362	MOUNT MERU PETROLEUM - KYENGERA	0660-009
363	MOUNT MERU PETROLEUM - Rushere TC, KIRUHURA	0660-010
364	MOUNT MERU PETROLEUM - Plot 97 Block 186 MUKONO	0660-011
365	MOVERS Enterprise - NAMUSERA, WAKISO	0610-001
366	MOVERS Enterprise - KIKONDA, KYANKWANZI	0610-002
367	MUHEBWA Enterprises Limited - Mashonga, Kyamuhunga, BUSHENYI	0720-001
368	MUKAMA MULUNGI Fuel Station Limited - MM Busula B, Musaale, Katikamu LUWERO	0933-001
369	MUNTAZ Oil Limited - Nansana Town Council, WAKISO	0800-001
370	MUZINDUKI Trading Company Limited - Kyegegwa Town Council, KYEGEGWA	0928-001
371	NESTA Petroleum (U) Ltd - Anaka, NWOYA	0703-001
372	NESTA Petroleum (U) Ltd - Lusaze, Lubaga, KAMPALA	0703-002
373	NESTA Petroleum (U) Ltd - Kasubi, Kawala, KAMPALA	0703-003
374	NESTA Petroleum (U) Ltd - Kiweesa, Buloba, WAKISO	0703-004
375	NET GAS Energy (U) Limited - BUSAJJA BWANKUBA	0599-001
376	NET GAS Energy (U) Limited - Bazaar Cell, MOROTO	0599-002
377	NET GAS Energy (U) Limited - Mpirigisa, Maya, Nsangi WAKISO	0599-003
378	NEX Energy Uganda Limited - Naluvule, WAKISO	0750-001
379	NDESE Filling Station Limited - Ndese, MUKONO	0681-001
380	NDUSA Oil Ltd - LUKULI	0613-001
381	HOME OIL NILE Energy Limited - Igara, Nyakatoma ISHAKA	0541-001
382	NILE Energy Limited t/a GAZ - SILVER SPRINGS	0519-001
383	NILE Energy Limited t/a GAZ - MUNYONYO	0519-002
384	NILE Energy Limited t/a GAZ - KISASI	0519-003
385	NILE Energy Limited t/a GAZ - KANYANYA	0519-004
386	NILE Energy Limited t/a GAZ - RUBAGA	0519-005
387	NILE Energy Limited t/a GAZ - NABBINGO	0519-006
388	NILE Energy Limited t/a GAZ - BUJJUKO	0519-007
389	NILE Energy Limited t/a GAZ - MITYANA	0519-008
390	NILE Energy Limited t/a GAZ - MASINDI	0519-009
391	NILE Energy Limited t/a GAZ - NAMAYINGO	0519-010
392	NILE Energy Limited t/a GAZ - MBALE	0519-011
393	NILE Energy Limited t/a GAZ - MBARARA 1	0519-012
394	NILE Energy Limited t/a GAZ - MBARARA 2	0519-013
395	NILE Energy Limited t/a GAZ - MASAKA 1	0519-014
396	NILE Energy Limited t/a GAZ - ISHAKA	0519-015
397	NILE Energy Limited t/a GAZ - MUBENDE	0519-016
398	NILE Energy Limited t/a GAZ - KASESE	0519-017
399	NILE Energy Limited t/a GAZ - MATUGA	0519-018

400	NILE Energy Limited t/a GAZ - KAJJANSI	0519-019
401	NILE Energy Limited t/a GAZ - KALISIZO	0519-020
402	NILE Energy Limited t/a GAZ - NABBINGO	0519-021
403	NILE Energy Limited t/a GAZ - IBANDA	0519-022
404	NILE Energy Limited t/a GAZ - LIRA	0519-023
405	NILE Energy Limited t/a GAZ - NAKAIBA, MASAKA	0519-024
406	NILE Energy Limited t/a GAZ - SOROTI	0519-025
407	NILE Energy Limited t/a GAZ - GULU	0519-026
408	NILE Energy Limited t/a GAZ - JINJA	0519-027
409	NILE Energy Limited t/a GAZ - NYENDO, MUKUNGWE, MASAKA	0519-028
410	NILE Energy Limited t/a GAZ - BUGOBA, MUKONO	0519-029
411	NILE Energy Limited t/a GAZ - MAGURU, FORT PORTAL	0519-030
412	NILE Energy Limited t/a GAZ - Kasambya LC1, KYOTERA TC, RAKAI	0519-031
413	NILE Energy Limited t/a GAZ - Kayirikiti, NYENDO, MASAKA	0519-032
414	NILE Energy Limited t/a GAZ - Kimaanya, KYABAKUZA, MASAKA	0519-033
415	NJERU ASA Service Station - Plot 8, OWEN LANE-Njeru, BUIKWE	0558-002
416	Northern Energy Company Limited	0538
417	OCEAN Energy Uganda Limited - Maya, Nsangi, WAKISO	0429
418	OCEAN Energy Uganda Limited - Naluvule, WAKISO	0429-001
419	OIL COM LUBIRI	0517-001
420	OIL COM NANSANA	0517-002
421	OIL COM EQUATOR	0517-003
422	OIL COM NAMANVE	0517-004
423	OIL COM JINJA	0517-005
424	OIL COM NSANGI	0517-006
425	OIL COM NATEETE	0517-007
426	OIL COM MUKONO	0517-008
427	OIL COM GAYAZA	0517-009
428	OIL COM MAKERERE	0517-010
429	OIL COM MAGANJO	0517-011
430	OIL COM DOKO	0517-012
431	OIL COM KUMI	0517-013
432	OIL COM SANGA	0517-014
433	OIL COM IBANDA	0517-015
434	OIL COM Sentema Rd, Bbira WAKISO	0517-016
435	OIL Energy (U) Limited - Kasana, LUWERO	0747-001
436	OIL Energy (U) Limited - Abirich, ARUA	0747-002
437	OIL Energy (U) Limited - Sir Samuel Baker Road, GULU	0747-003
438	OIL Energy (U) Limited - Te-Got, LIRA	0747-004
439	OIL Energy (U) Limited - Layibi, GULU	0747-005
440	OIL Energy (U) Limited - KIRYANDONGO	0747-006

441	OIL Energy (U) Limited - HOIMA	0747-007
442	OIL Energy (U) Limited - MASINDI	0747-008
443	OIL Energy (U) Limited - Buga, Kamdini Township, OYAM	0747-009
444	OIL Energy (U) Limited - Juba Road, LIRA	0747-010
445	OIL Energy (U) Limited - Moroto Road, SOROTI	0747-011
446	OIL Energy (U) Limited - Ireda, CHAMBA	0747-012
447	OIL Energy (U) Limited - Soroti Municipality, SOROTI	0747-013
448	OIL Energy (U) Limited - Amolatar, AMOLATAR	0747-014
449	OIL Energy (U) Limited - Alica, OYAM	0747-015
450	OIL Energy (U) Limited - Kawanda, KAMPALA	0747-016
451	OIL Energy (U) Limited - Kafunda Zone, NANSANA Municipal Council	0747-017
452	OIL Energy (U) Limited - Onjuku Lower, NEBBI	0747-018
453	OIL Energy (U) Limited - Mbale-Soroti Rd, Namigalo Zone, MBALE	0747-019
454	OIL Energy (U) Limited - Ogwanguzi Rd, LIRA	0747-020
455	OIL GEN Gas (U) Ltd - Kyampisi, MUKONO	0816-001
456	OILWELL Petrol Station - Rhino Camp Road, Tanganyika, ARUA	0446
457	OILWELL Petrol Station - Bison, Nagongera, TORORO	0446-001
458	OILWELL Petrol Station - Akabway Ward, Tororo Municipality, TORORO	0446-002
459	OLYMPIC Petroleum (U) Limited - Kyengeru, WAKISO	0718-001
460	OLYMPIC Petroleum (U) Limited - Namakwekwe, MBALE	0718-002
461	OLYMPIC Petroleum (U) Limited - Senior Quarters Cell, Hospital Ward, PALISA	0718-003
462	OLYMPIC Petroleum (U) Limited - Muyembe Cell, MBALE	0718-004
463	OMAIMA Petroleum (U) Ltd - GODWIN Road, Arua	0566-001
464	ORYX OIL UGANDA LIMITED - LUGOGO	0521-001
465	ORYX OIL UGANDA LIMITED - NAALYA	0521-002
466	ORYX OIL UGANDA LIMITED - KIWATULE	0521-003
467	ORYX OIL UGANDA LIMITED - BUKOTO	0521-004
468	ORYX OIL UGANDA LIMITED - LUZIRA	0521-005
469	ORYX OIL UGANDA LIMITED - KAZINGA	0521-006
470	ORYX OIL UGANDA LIMITED - BUNGA	0521-007
471	ORYX OIL UGANDA LIMITED - SIR APOLLO	0521-008
472	ORYX OIL UGANDA LIMITED - IGANGA	0521-009
473	ORYX OIL UGANDA LIMITED - MABIRA	0521-010
474	PAPS Oil (U) Limited - Okaliba Village, Onduparaka Trading Centre, ARUA	0487
475	PAPS Oil (U) Limited - Pakwach Road, ARUA	0753-001
476	PECAMEGA Company Limited - Nyamitanga Cell, Ruti Ward, MBARARA	0436
477	PETIBAR Enterprises Limited - Kirinya, Namataba, Kiira Town Council, WAKISO	0442
478	PETRO BUNIA Uganda SMC Limited - Lower Kauga, Ntawo, MUKONO	0776-001
479	PETRO Uganda Limited - BANDA	0527-001
480	PETRO Uganda Limited - BOMBO	0527-002
481	PETRO Uganda Limited - JINJA Taxi Park	0527-003

482	PETRO Uganda Limited - KAKIRI	0527-004
483	PETRO Uganda Limited - KAMPALA Road	0527-005
484	PETRO Uganda Limited - KITANTE	0527-006
485	PETRO Uganda Limited - MARTIN	0527-007
486	PETRO Uganda Limited - MASINDI	0527-008
487	PETRO Uganda Limited - NYANAMA	0527-009
488	PETRO Uganda Limited - RUSHERE	0527-010
489	PETRO Uganda Limited - BWAISE	0527-011
490	PETRO Uganda Limited - BWEYALE	0527-012
491	PETRO Uganda Limited - FORTPORTAL	0527-013
492	PETRO Uganda Limited - WOBULENZI	0527-014
493	PETRO Uganda Limited - WAKISO	0527-015
494	PETRO Uganda Limited - RWENTUHA	0527-016
495	PETRO Uganda Limited - RAKAI	0527-017
496	PETRO Uganda Limited - OLD PORTBELL	0527-018
497	PETRO Uganda Limited - NYENDO	0527-019
498	PETRO Uganda Limited - MUBENDE	0527-020
499	PETRO Uganda Limited - MBIRIZI	0527-021
500	PETRO Uganda Limited - MBARARA	0527-022
501	PETRO Uganda Limited - MACKAY	0527-023
502	PETRO Uganda Limited - LYANTONDE 1	0527-024
503	PETRO Uganda Limited - LYANTONDE 2	0527-025
504	PETRO Uganda Limited - KIHIMI	0527-026
505	PETRO Uganda Limited - KIGUMBA	0527-027
506	PETRO Uganda Limited - KAYABWE	0527-028
507	PETRO Uganda Limited - KASAMBYA	0527-029
508	PETRO Uganda Limited - KAKINDU	0527-030
509	PETRO Uganda Limited - KABALAGARA	0527-031
510	PETRO Uganda Limited - NJERU Jinja	0527-032
511	PETRO Uganda Limited - HOIMA	0527-033
512	PETROCITY Enterprises (U) Limited - KASUBI	0577-001
513	PETROCITY Enterprises (U) Limited - MAKINDYE	0577-002
514	PETROCITY Enterprises (U) Limited - NALUKOLONGO	0577-003
515	PETROCITY Enterprises (U) Limited - KIBUYE	0577-004
516	PETROCITY Enterprises (U) Limited - BUNGA	0577-005
517	PETROCITY Enterprises (U) Limited - KITINTALE	0577-006
518	PETROCITY Enterprises (U) Limited - NTINDA	0577-007
519	PETROCITY Enterprises (U) Limited - NALYA	0577-008
520	PETROCITY Enterprises (U) Limited - NTINDA 11	0577-009
521	PETROCITY Enterprises (U) Limited - KISUBI	0577-010
522	PETROCITY Enterprises (U) Limited - BUSEGA	0577-011

523	PETROCITY Enterprises (U) Limited - WAKALIGA	0577-012
524	PETROCITY Enterprises (U) Limited - KIGUNGU	0577-013
525	PETROCITY Enterprises (U) Limited - LYANTONDE	0577-014
526	PETROCITY Enterprises (U) Limited - MITYANA	0577-015
527	PETROCITY Enterprises (U) Limited - NYENDO	0577-016
528	PETROCITY Enterprises (U) Limited - NAMASUBA	0577-017
529	PETROCITY Enterprises (U) Limited - RUBINDI	0577-018
530	PETROCITY Enterprises (U) Limited - GULU	0577-019
531	PETROCITY Enterprises (U) Limited - FORT PORTAL	0577-020
532	PETROCITY Enterprises (U) Limited - BWIZIBWERA	0577-021
533	PETROCITY Enterprises (U) Limited - KASANA	0577-022
534	PETROCITY Enterprises (U) Limited - SOROTI	0577-023
535	PETROCITY Enterprises (U) Limited - KYABAKUZA	0577-024
536	PETROCITY Enterprises (U) Limited - MASAKA TAXI	0577-025
537	PETROCITY Enterprises (U) Limited - NKONI	0577-026
538	PETROCITY Enterprises (U) Limited - LUKAYA	0577-027
539	PETROCITY Enterprises (U) Limited - KYOTERA	0577-028
540	PETROCITY Enterprises (U) Limited - KYEGEGWA	0577-029
541	PETROCITY Enterprises (U) Limited - KITGUM	0577-030
542	PETROCITY Enterprises (U) Limited - KIGANDA	0577-031
543	PETROCITY Enterprises (U) Limited - NYAKABIRIZI	0577-032
544	PETROCITY Enterprises (U) Limited - NEW MAGAMAGA	0577-033
545	PETROCITY Enterprises (U) Limited - NAMAWOJOLO	0577-034
546	PETROCITY Enterprises (U) Limited - MUKONO	0577-035
547	PETROCITY Enterprises (U) Limited - ISHANYU	0577-036
548	PETROCITY Enterprises (U) Limited - MUBENDE	0577-037
549	PETROCITY Enterprises (U) Limited - NATEETE	0577-038
550	PETROCITY Enterprises (U) Limited - KITORO	0577-039
551	PETROCITY Enterprises (U) Limited - KYENGERA	0577-040
552	PETROCITY Enterprises (U) Limited - NAMUWONGO	0577-041
553	PETROCITY Enterprises (U) Limited - LUWERO	0577-042
554	PETROCITY Enterprises (U) Limited - KASESE	0577-043
555	PETROCITY Enterprises (U) Limited - KIBOGA	0577-044
556	PETROCITY Enterprises (U) Limited - KABWOHE	0577-045
557	PETROCITY Enterprises (U) Limited - IBANDA	0577-046
558	PETROCITY Enterprises (U) Limited - RWIZI	0577-047
559	PETROCITY Enterprises (U) Limited - MBARARA	0577-048
560	PETROCITY Enterprises (U) Limited - BIHARWE	0577-049
561	PETROCITY Enterprises (U) Limited - KITUBULU, KATABI	0577-050
562	PETROCITY Enterprises (U) Limited - KATOSI	0577-051
563	PETROCITY Enterprises (U) Limited - KIYINDI	0577-052

564	PETROCITY Enterprises (U) Limited - BUKEDEA	0577-053
565	PETROCITY Enterprises (U) Limited - BUKAKATA	0577-054
566	PETROCITY Enterprises (U) Limited - Misindye, MUKONO MUNICIPALITY	0577-055
567	POP Oils (U) Limited - Buloba, WAKISO	0673-001
568	POP Oils (U) Limited - Ruhama, NTUNGAMO	0673-002
569	POP Oils (U) Limited - Bibia, Kilak, AMURU	0673-003
570	POWER OILS Fuel Station - Buwaate, Kira WAKISO	0870-001
571	PRAKASH Petroleum - IGANGA ROAD, Jinja	0597-001
572	PRIME Petroleum Company Limited - KYANJA	0616-001
573	PRIME Petroleum Company Limited - KIIRA	0616-002
574	PRIME Petroleum Company Limited - NAKASAJA	0616-003
575	PRIME Petroleum Company Limited - GAYAZA	0616-004
576	PROMPET Energy Limited - Naluvule, WAKISO	0785-001
577	RALA Petro Station - Nabweru, Nansana WAKISO	0930-001
578	REGNOL Oil Limited - Busega, KAMPALA	0779-001
579	REGNOL Oil Limited - Sseguku, ENTEBBE HIGHWAY	0779-002
580	REK Supplies Uganda Limited - BUSABALA Road	0540-001
581	REK Supplies Uganda Limited - BUNAMWAYA	0540-002
582	REK Supplies Uganda Limited - NDEJJE	0540-003
583	RHINO OIL Uganda Limited - Bazzar East, LIRA	0808-001
584	RINNIE & SHAM (U) Ltd - Ndese, Kakakala Bamusuta, Mabaale, MUKONO	0498
585	ROCK Global (U) Limited - ADJUMANI	0611-001
586	ROCK Global (U) Limited - BWEYALE	0611-002
587	ROCK Global (U) Limited - NEBBI, POROMBO	0611-003
588	ROCK Global (U) Limited - MOYO TC	0611-004
589	ROCK Global (U) Limited - LIRA	0611-005
590	ROCK Global (U) Limited - GULU	0611-006
591	ROCK Global (U) Limited - BWEYALE	0611-007
592	ROCK Global (U) Limited - NEBBI, POROMBO	0611-008
593	ROCK Global (U) Limited - MOYO TC	0611-009
594	ROCK Global (U) Limited - LIRA	0611-010
595	ROCK Global (U) Limited - GULU	0611-011
596	ROCK Global (U) Limited - Airfiel, ARUA	0611-012
597	ROCK Global (U) Limited - Dei, PANYIMUR	0611-013
598	ROCK Global (U) Limited - KAMDINI	0611-014
599	ROCK Global (U) Limited - Lorro Ora, ZOMBO	0611-015
600	ROCK Global (U) Limited - Folio 12 Mission Village, ZOMBO	0611-016
601	ROYAL OILS Service Station Limited - KYENJOJO	0653-001
602	RUBARE Service Station - RUBARE	0621-001
603	DELTA KOBIL RUBIS Energy Uganda Limited - Kyengera	0504-001
604	DELTA KOBIL RUBIS Energy Uganda Limited - Kisenyi	0504-002

605	DELTA KOBIL RUBIS Energy Uganda Limited - Nakulabye	0504-003
606	DELTA KOBIL RUBIS Energy Uganda Limited - Nabweru	0504-004
607	DELTA KOBIL RUBIS Energy Uganda Limited - Gayaza Road	0504-005
608	DELTA KOBIL RUBIS Energy Uganda Limited - Ntinda	0504-006
609	DELTA KOBIL RUBIS Energy Uganda Limited - Mukono	0504-007
610	DELTA KOBIL RUBIS Energy Uganda Limited - Jinja	0504-008
611	DELTA KOBIL RUBIS Energy Uganda Limited - Iganga	0504-009
612	DELTA KOBIL RUBIS Energy Uganda Limited - Buwenge	0504-010
613	DELTA KOBIL RUBIS Energy Uganda Limited - Wobulenzi	0504-011
614	DELTA KOBIL RUBIS Energy Uganda Limited - Gulu	0504-012
615	DELTA KOBIL RUBIS Energy Uganda Limited - Jezza	0504-013
616	DELTA KOBIL RUBIS Energy Uganda Limited - Mityana	0504-014
617	DELTA KOBIL RUBIS Energy Uganda Limited - Fortportal	0504-016
618	DELTA KOBIL RUBIS Energy Uganda Limited - Kasese	0504-017
619	DELTA KOBIL RUBIS Energy Uganda Limited - Bushenyi	0504-018
620	DELTA KOBIL RUBIS Energy Uganda Limited - Kabale	0504-019
621	DELTA KOBIL RUBIS Energy Uganda Limited - Mbarara	0504-020
622	DELTA KOBIL RUBIS Energy Uganda Limited - Masaka	0504-021
623	DELTA KOBIL RUBIS Energy Uganda Limited - Kyotera	0504-022
624	DELTA KOBIL RUBIS Energy Uganda Limited - Buwama	0504-023
625	KOBIL RUBIS Energy Uganda Limited - BUGOLOBI	0726-001
626	KOBIL RUBIS Energy Uganda Limited - BOMBO RD	0726-002
627	KOBIL RUBIS Energy Uganda Limited - KAMWOKYA	0726-003
628	KOBIL RUBIS Energy Uganda Limited - KANSANGA	0726-004
629	KOBIL RUBIS Energy Uganda Limited - KAWEMPE	0726-005
630	KOBIL RUBIS Energy Uganda Limited - NAMUNSI	0726-006
631	KOBIL RUBIS Energy Uganda Limited - JINJA	0726-007
632	KOBIL RUBIS Energy Uganda Limited - IGANGA	0726-008
633	KOBIL RUBIS Energy Uganda Limited - KIBUYE	0726-009
634	KOBIL RUBIS Energy Uganda Limited - MAKERERE	0726-010
635	KOBIL RUBIS Energy Uganda Limited - MENGO	0726-011
636	KOBIL RUBIS Energy Uganda Limited - Kabale-Kisoro Road	0726-012
637	KOBIL RUBIS Energy Uganda Limited - MITYANA II	0726-013
638	KOBIL RUBIS Energy Uganda Limited - NAMIREMBE RD	0726-014
639	KOBIL RUBIS Energy Uganda Limited - MBARARA	0726-015
640	KOBIL RUBIS Energy Uganda Limited - MASINDI	0726-016
641	KOBIL RUBIS Energy Uganda Limited - LUBAGA RD	0726-017
642	KOBIL RUBIS Energy Uganda Limited - BBIRA II	0726-018
643	KOBIL RUBIS Energy Uganda Limited - SEETA	0726-019
644	KOBIL RUBIS Energy Uganda Limited - BUWAMA	0726-020
645	KOBIL RUBIS Energy Uganda Limited - FORT PORTAL	0726-021

646	KOBL RUBIS Energy Uganda Limited - HOIMA	0726-022
647	KOBL RUBIS Energy Uganda Limited - KIGUMBA	0726-023
648	KOBL RUBIS Energy Uganda Limited - MASAKA	0726-024
649	KOBL RUBIS Energy KIBOGA Ssaza Service Station - Kiboga Ward, Kiboga TC Kiboga, Ssaza	0849-001
650	SAFARI Energy (U) Ltd - KAWANDA	0591-001
651	SAHARA Petroleum Limited - Kijabijjo, Gayaza KAYUNGA ROAD	0815-001
652	SAHARA Petroleum Limited - Kayunga Cell, WAKISO	0815-002
653	SALAMA Oil Company Limited - Namungona, Kasubi KAMPALA	0878-001
654	SBBB International (U) Limited - Hoima Rd, Namusera WAKISO	0928-001
655	SEKA Energy Company Ltd - Bwetyaba, KAYUNGA	0829-001
656	SEVEN LAKES Trading Co. Ltd - NAJJEMBE, BUIKWE	0661-001
657	SGS Kinetics (U) Limited - Jezza, Muduuma MPIGI	0814-001
658	SHARLU Lubricants Limited - Makerere Kavule, Bombo Rd, KAMPALA	0531
659	SHIRE Petroleum Company Limited - Tororo Municipality, TORORO	0739-001
660	SHIRE Petroleum Company Limited - "Belta" Kiyudaaya, MITYANA	0739-002
661	SHIRE Petroleum Company Limited - Kireku, BWEYOGERERE	0739-003
662	SHIRE Petroleum Company Limited - Old Bus Park Cell, Bazaar Ward, ARUA	0739-004
663	SHIRE Petroleum Company Limited - Nansana, WAKISO	0739-005
664	SHIRE Petroleum Company Limited - Mbale-Tororo Rd, TORORO	0739-006
665	SHIRE Petroleum Company Limited - Starch Factory B, Adyeri Division, LIRA	0739-007
666	SHIRE Petroleum Company Limited - Mudakori Ward, Tororo Municipality, TORORO	0739-008
667	SHIRE Petroleum Company Limited - Namugongo-Seeta Rd, Goma, MUKONO	0739-008
668	SKAO (U) Limited	0628
669	SKYLINE Petroleum Ltd - KISAGAZI, Kasese	0561-001
670	SMART Oils (U) Limited - Kihemba, HOIMA	0724-001
671	SOLTIC Energy (U) Ltd - Bweyale Cell, KIRYANDONGO	0837-001
672	SOURCE Oils Uganda Limited - NTUNGAMO	0667-001
673	S.R. Petroleum Limited - KYENGERA	0634-001
674	S.R. Petroleum Limited - BOMBO H/W	0634-003
675	S.R. Petroleum Limited - KYOTERA	0634-004
676	S.R. Petroleum Limited - KYOTERA N/S	0634-005
677	S.R. Petroleum Limited - NSANGI II	0634-006
678	S.R. Petroleum Limited - MUKONO	0634-008
679	S.R. Petroleum Limited - KIGOGWA	0634-009
680	STABEX International Limited - KAFUNJO, Mbarara	0572-001
681	STABEX International Limited - NANSANA	0572-002
682	STABEX International Limited - BULOBA	0572-003
683	STABEX International Limited - NSANGI	0572-004
684	STABEX International Limited - PANYAMUR	0572-005
685	STABEX International Limited - VURRA	0572-006
686	STABEX International Limited - MBALE- TORORO RD	0572-007

687	STABEX International Limited - MBALE- PALIISA RD	0572-008
688	STABEX International Limited - MBALE- SOROTI RD 1	0572-009
689	STABEX International Limited - HOIMA 1	0572-010
690	STABEX International Limited - HOIMA 2	0572-011
691	STABEX International Limited - HOIMA 3	0572-012
692	STABEX International Limited - KISORO	0572-013
693	STABEX International Limited - PAIDHA	0572-014
694	STABEX International Limited - MUBENDE	0572-015
695	STABEX International Limited - IGANGA	0572-016
696	STABEX International Limited - NABWERU	0572-017
697	STABEX International Limited - IREDA, LIRA	0572-018
698	STABEX International Limited - BUDAKA	0572-019
699	STABEX International Limited - MITYANA	0572-020
700	STABEX International Limited - NAMATABA, MUKONO	0572-021
701	STABEX International Limited - MPUMUDDE, KIMAKI, JINJA	0572-022
702	STABEX International Limited - KYABAKUZA	0572-023
703	STABEX International Limited - KIBULI, KAMPALA	0572-024
704	STABEX International Limited - Awindiri, ARUA	0572-025
705	STABEX International Limited - Masaka Kyabakuza, MASAKA	0572-026
706	STABEX International Limited - Mpumudde, Kimaki, JINJA	0572-027
707	STABEX International Limited - Namataba, MUKONO	0572-028
708	ASISI Oils STABEX International Limited - Bukwiri, Butemba KYANKWANZI	0659-001
709	STABEX International Limited - Mpala Zone, Katabi WAKISO	0572-029
710	STABEX International Limited - Nyarogalo Upper, Parwo-Parombo NEBBI	0572-030
711	STABEX International Limited - Nansana East II B, Kitawuluzi WAKISO	0572-031
712	STABEX International Limited - Abayita Ababiri, Kitanda-Katabi WAKISO	0572-032
713	STABEX International Limited - Kitende B, Kajjansi TC, WAKISO	0572-033
714	STABEX International Limited - Lower Kauga Zone, MUKONO	0572-034
715	STABEX International Limited - Bulaga-Bbira TC, Sumbwe, WAKISO	0572-035
716	STABEX International Limited - Kitala TC, Katabi Town Council, WAKISO	0572-036
717	STANDARD Petroleum (U) Ltd - SP Luzira, KAMPALA	0852-001
718	STAR Kisaasi Service Station Ltd - Kisaasi, KAMPALA	0731-001
719	STATION YETU Limited - Oryang, Thatha, NEBBI	0759-001
720	SULTAN Energy Co. Ltd - Layibi Central Sub-Ward, Pece Division, GULU	0588-001
721	SUNAFRICA General Trade Co. Ltd - Katikamu, LUWERO	0797-001
722	SUNSHARE Investment Company (U) Ltd.	0431
723	SUPER One Limited - Magamaga, MAYUGE	0679-001
724	SURE Oil Ltd - NTUNGAMO	0694-001
725	SURE Oil Ltd - NALUKOLONGO, KAMPALA	0694-002
726	TAQQADUM (TQ) Petroleum (U) Ltd - MUMANYA RD, BUIKWE	0635-002
727	TAQQADUM (TQ) Petroleum (U) Ltd - MYANZI, MUBENDE	0635-003

728	TAQQADUM (TQ) Petroleum (U) Ltd - WOBULENZI, LUWERO	0635-004
729	TAQQADUM (TQ) Petroleum (U) Ltd - LUBUGUMU, NAKISUNGA, MUKONO	0635-005
730	TEXAS Energy Ltd - Nansana Yesu Amala, WAKISO	0400-001
731	TINI Petro (U) Limited - Kisenyi, Fort Portal, KABAROLE	0743-001
732	TORCH Energy Limited - KYANKWANZI (Katongole Mike)	0845-001
733	TORCH Energy Limited - Bukwiri Church Zone, Butemba TC, KYANKWANZI	0845-002
734	TORRENTIAL Petroleum Limited - IREDA WEST, LIRA	0665-001
735	TORRENTIAL Petroleum Limited - Kayunga LC1, WAKISO TC	0665-002
736	TOSHA - BOMBO	0502-001
737	TOSHA - NAMUNGOONA	0502-002
738	TOSHA - RUBAGA	0502-003
739	TOSHA - NAJERA, WAKISO	0502-004
740	TOSHA - KIGOGWA, MITYANA	0502-005
741	TOSHA - BWEBAJJA	0502-006
742	TOSHA - Katabi, Kitubulu WAKISO	0502-007
743	BOK Petroleum TOTAL Uganda Limited - NANSANA	0542-001
744	BOK Petroleum TOTAL Uganda Limited - NAMUGONGO, Bukungutu Zone	0542-004
745	GAPCO TOTAL Uganda Limited - BABA	0480-001
746	GAPCO TOTAL Uganda Limited - BAIKAIRE	0480-002
747	GAPCO TOTAL Uganda Limited - BWAISE	0480-003
748	GAPCO TOTAL Uganda Limited - FALCON	0480-005
749	GAPCO TOTAL Uganda Limited - MBARARA	0480-006
750	GAPCO TOTAL Uganda Limited - GOKHALE	0480-007
751	GAPCO TOTAL Uganda Limited - IGANGA	0480-008
752	GAPCO TOTAL Uganda Limited - KABALE	0480-009
753	GAPCO TOTAL Uganda Limited - KAMULI	0480-010
754	GAPCO TOTAL Uganda Limited - KAMWOKYA	0480-011
755	GAPCO TOTAL Uganda Limited - KASESE	0480-012
756	GAPCO TOTAL Uganda Limited - WANDEGEYA	0480-013
757	GAPCO TOTAL Uganda Limited - TUSABE	0480-014
758	GAPCO TOTAL Uganda Limited - TORORO	0480-015
759	GAPCO TOTAL Uganda Limited - PALLISA	0480-016
760	GAPCO TOTAL Uganda Limited - OMKAR	0480-017
761	GAPCO TOTAL Uganda Limited - NILE ARUA	0480-018
762	GAPCO TOTAL Uganda Limited - NEW OASIS	0480-019
763	GAPCO TOTAL Uganda Limited - NEW NSAMBYA	0480-020
764	GAPCO TOTAL Uganda Limited - NAMATTE	0480-022
765	GAPCO TOTAL Uganda Limited - KATWE	0480-023
766	GAPCO TOTAL Uganda Limited - NAKULABYE	0480-024
767	GAPCO TOTAL Uganda Limited - KAYUNGA	0480-025
768	GAPCO TOTAL Uganda Limited - KIBUYE	0480-026

769	GAPCO TOTAL Uganda Limited - KYENGERA	0480-027
770	GAPCO TOTAL Uganda Limited - LAKELAND	0480-028
771	GAPCO TOTAL Uganda Limited - MBALE - TAXI PARK (HONEST)	0480-029
772	GAPCO TOTAL Uganda Limited - LUBIRI	0480-030
773	GAPCO TOTAL Uganda Limited - MAILO MBILI	0480-031
774	GAPCO TOTAL Uganda Limited - PALLISA ROAD (MANGULA)	0480-032
775	OTTER OIL TOTAL Uagnda Limited - KALAMBI, KIWUMU - WAKISO	0656-001
776	TOTAL BWEYOGERERE	0466-001
777	TOTAL BUKOTO	0466-002
778	TOTAL JINJA MAIN	0466-003
779	TOTAL ADJUMANI	0466-004
780	TOTAL ARUA	0466-005
781	TOTAL ARUA PARK	0466-006
782	TOTAL BAKULI	0466-007
783	TOTAL BEN KIWANUKA STREET	0466-008
784	TOTAL BOMBO	0466-009
785	TOTAL BUGEMBE	0466-010
786	TOTAL BUGIRI	0466-011
787	TOTAL BUSISU	0466-012
788	TOTAL BUNYONYI	0466-013
789	TOTAL BWAISE	0466-014
790	TOTAL WAMPEWO	0466-015
791	TOTAL WAKALIGA	0466-016
792	TOTAL TORORO	0466-017
793	TOTAL STATION ROAD	0466-018
794	TOTAL SOROTI STAR	0466-019
795	TOTAL SOROTI	0466-020
796	TOTAL SIRONKO	0466-021
797	TOTAL SEGUKU	0466-022
798	TOTAL SEETA NEW	0466-023
799	TOTAL SEETA HIGH WAY	0466-024
800	TOTAL RWENZORI	0466-025
801	TOTAL RUKUNGIRI 2	0466-026
802	TOTAL RUKUNGIRI	0466-027
803	TOTAL RUGOMBWE	0466-028
804	TOTAL ROCK VIEW	0466-029
805	TOTAL PADER	0466-030
806	TOTAL BWAISE KIKONI	0466-031
807	TOTAL OLD PORTBELL ROAD	0466-032
808	TOTAL CITY CENTRE	0466-033
809	TOTAL NYENDO HIGHWAY	0466-034

810	TOTAL NYENDO BROADWAY	0466-035
811	TOTAL NTUNGAMO HIGHWAY	0466-036
812	TOTAL NTUNGAMO	0466-037
813	TOTAL NTINDA I	0466-038
814	TOTAL NTINDA	0466-039
815	TOTAL NATETE	0466-040
816	TOTAL ENTEBBE	0466-041
817	TOTAL NSAMBYA	0466-042
818	TOTAL NANSANA	0466-043
819	TOTAL NAMASUBA II	0466-044
820	TOTAL NAMUNGOONA	0466-045
821	TOTAL NAMASUBA I	0466-046
822	TOTAL NAMANVE	0466-047
823	TOTAL NAKULABYE	0466-048
824	TOTAL NAKIVUBO	0466-049
825	TOTAL NAKAWA	0466-050
826	TOTAL NAKASONGOLA	0466-051
827	TOTAL NAJERA	0466-052
828	TOTAL NAJJANANKUMBI	0466-053
829	TOTAL NAGALAMA	0466-054
830	TOTAL MUKONO KAWUNGA	0466-055
831	TOTAL MUKONO HIGHWAY	0466-056
832	TOTAL MUKONO	0466-057
833	TOTAL GABA ROAD	0466-058
834	TOTAL FORTPORTAL	0466-059
835	TOTAL GAYAZA ROAD	0466-060
836	TOTAL GULU	0466-061
837	TOTAL MUBENDE	0466-062
838	TOTAL GULU ACHOLI ROAD	0466-063
839	TOTAL MITYANA HIGHWAY	0466-064
840	TOTAL MITYANA	0466-065
841	TOTAL MENGO	0466-066
842	TOTAL MBARARA LAKEVIEW	0466-067
843	TOTAL MBARARA HIGHSTREET	0466-068
844	TOTAL MBARARA	0466-069
845	TOTAL MBALE SANYU	0466-070
846	TOTAL MBALE REPUBLIC	0466-071
847	TOTAL MASINDI CENTRE	0466-072
848	TOTAL MASAKA CENTRE	0466-073
849	TOTAL MASAKA	0466-074
850	TOTAL MASAABA SS	0466-075

851	TOTAL MAKERERE	0466-076
852	TOTAL MAGANJO	0466-077
853	TOTAL LYANTONDE	0466-078
854	TOTAL LUZIRA	0466-079
855	TOTAL HOIMA	0466-080
856	TOTAL HOIMA MAINSTREET	0466-081
857	TOTAL HORIZON NDEEBA	0466-082
858	TOTAL LUBIRI HILL	0466-083
859	TOTAL LUGAZI	0466-084
860	TOTAL IBANDA	0466-085
861	TOTAL IGANGA	0466-086
862	TOTAL IGARA	0466-087
863	TOTAL JINJA ROAD	0466-088
864	TOTAL JINJA LAKEVIEW	0466-089
865	TOTAL JINJA MAINSTREET	0466-090
866	TOTAL KABALE	0466-091
867	TOTAL KABAROLE	0466-092
868	TOTAL KABUUSU	0466-093
869	TOTAL KABWOHE	0466-094
870	TOTAL KAJJANSI	0466-095
871	TOTAL LIRA	0466-096
872	TOTAL KYOTERA	0466-097
873	TOTAL KYENGERA	0466-098
874	TOTAL KITINTALE	0466-099
875	TOTAL KITGUM 2	0466-100
876	TOTAL KALERWE	0466-101
877	TOTAL KITGUM 1	0466-102
878	TOTAL KISORO	0466-103
879	TOTAL KAMULI	0466-104
880	TOTAL KIREKA	0466-105
881	TOTAL KAMWENGE	0466-106
882	TOTAL KIKONI	0466-107
883	TOTAL KAWEMPE	0466-108
884	TOTAL KIGUMBA	0466-109
885	TOTAL KIBUYE	0466-110
886	TOTAL KIBULI	0466-111
887	TOTAL KAVULE	0466-112
888	TOTAL KATWE	0466-113
889	TOTAL KATAKWI	0466-114
890	TOTAL KATABI	0466-115
891	TOTAL KASHARI	0466-116

892	TOTAL KASANGATI	0466-117
893	TOTAL KASESE	0466-118
894	TOTAL KASESE STAR	0466-119
895	TOTAL NALUFENYA	0466-120
896	TOTAL RUTI, MBARARA	0466-121
897	TOTAL KYALIWAJJARA	0466-122
898	TOTAL Kikumbi, BUNAMWAYA	0466-123
899	TOTAL Kayunga TC, WAKISO	0466-124
900	TOTAL Muhanga, KABALE	0466-125
901	TOTAL Nyakabara, KYENJOJO	0466-126
902	TOTAL Nakisunga, MUKONO	0466-127
903	TOTAL Emokori, BUKEDEA Town	0466-128
904	TOTAL Kyanja, NAKAWA KAMPALA	0466-129
905	TOTAL BUNDIBUBYO, Fort Portal Road	0466-130
906	TOTAL Misindye, Seeta MUKONO	0466-131
907	TOTAL Namugongo-Bulindo, WAKISO	0466-132
908	EAGOL Towfin Petroleum & Transport Ltd - Bundibugyo-Lamia Rd, BUNDIBUGYO	0596-001
909	TRIP Oils (U) Ltd - Along K'la EBB Rd, Namulanda Zone A, Ssisa, WAKISO	0602
910	TULA Road Services Limited - Kawempe, KAMPALA	0810-001
911	TUSU Petro Uganda Ltd - Nyamityobora, MBARARA	0704-001
912	TUSU Petro Uganda Ltd - Kamwenge Road, IBANDA	0704-002
913	TWEKYO Company Limited - Rukoki, KASESE	0809-001
914	TWEKYO Company Limited - KAMWENGE	0809-002
915	UGANDA Petroleum Co. Ltd - UPET Bweyogerere WAKISO	0761-001
916	Unique Concern Company Limited - Rugendabara Town Council, KASESE	0360-001
917	Unique Concern Company Limited - Kyengera, WAKISO	0834-001
918	VIRAL Oil Limited - Nakavule, IGANGA	0733-001
919	KAS Services Limited VIVO ENERGY (U) LTD - SHELL Namugongo	0554-001
920	VITRO Energy Limited - Busei B, IGANGA	0813-001
921	VITRO Energy Limited - Nsangi Central Zone, Busiro, WAKISO	0813-002
922	VITRO Energy Limited - Kampala Gulu Rd, Nabweru, Nansana WAKISO	0813-003
923	VITRO Energy Limited - Plot 398 Block 198, Kampala-Jinja Rd, Kilangira-Kyagwe MUKONO	0813-004
924	SUPER OIL VIVO ENERGY (U) LTD - SHELL Muyenga	0513-001
925	SUPER OIL VIVO ENERGY (U) LTD - SHELL Kabowa	0513-002
926	SUPER OIL VIVO ENERGY (U) LTD - SHELL Namugongo	0513-003
927	SUPER OIL VIVO ENERGY (U) LTD - SHELL Portbell	0513-004
928	SUPER OIL VIVO ENERGY (U) LTD - SHELL Rubaga	0513-005
929	SUPER OIL VIVO ENERGY (U) LTD - SHELL Najjanankumbi	0513-006
930	SUPER OIL VIVO ENERGY (U) LTD - SHELL Kampala Road	0513-007
931	SUPER OIL VIVO ENERGY (U) LTD - SHELL Makerere	0513-008
932	SUPER OIL VIVO ENERGY (U) LTD - SHELL Kansanga	0513-009

933	SUPER OIL VIVO ENERGY (U) LTD - SHELL Makindye	0513-010
934	VIVO ENERGY (U) LTD - SHELL Adjumani	0529-001
935	VIVO ENERGY (U) LTD - SHELL Arua Service Station	0529-002
936	VIVO ENERGY (U) LTD - SHELL Kakumiro Road	0529-003
937	VIVO ENERGY (U) LTD - SHELL Mbale	0529-004
938	VIVO ENERGY (U) LTD - SHELL Ambercourt	0529-005
939	VIVO ENERGY (U) LTD - SHELL Ankole	0529-006
940	VIVO ENERGY (U) LTD - SHELL Arua	0529-007
941	VIVO ENERGY (U) LTD - SHELL Banda	0529-008
942	VIVO ENERGY (U) LTD - SHELL Biharwe	0529-009
943	VIVO ENERGY (U) LTD - SHELL Bombo Road	0529-010
944	VIVO ENERGY (U) LTD - SHELL Buddu	0529-011
945	VIVO ENERGY (U) LTD - SHELL Bugolobi	0529-012
946	VIVO ENERGY (U) LTD - SHELL Bugwere Road	0529-013
947	VIVO ENERGY (U) LTD - SHELL Bukesa	0529-014
948	VIVO ENERGY (U) LTD - SHELL Bukuto	0529-015
949	VIVO ENERGY (U) LTD - SHELL Bunga	0529-016
950	VIVO ENERGY (U) LTD - SHELL Busega	0529-017
951	VIVO ENERGY (U) LTD - SHELL Bushenyi	0529-018
952	VIVO ENERGY (U) LTD - SHELL Busia	0529-019
953	VIVO ENERGY (U) LTD - SHELL Bweyale	0529-020
954	VIVO ENERGY (U) LTD - SHELL Capital	0529-021
955	VIVO ENERGY (U) LTD - SHELL Cathedral Avenue	0529-022
956	VIVO ENERGY (U) LTD - SHELL Tororo	0529-023
957	VIVO ENERGY (U) LTD - SHELL Kalerwe	0529-024
958	VIVO ENERGY (U) LTD - SHELL Kajjansi	0529-025
959	VIVO ENERGY (U) LTD - SHELL Kagoma	0529-026
960	VIVO ENERGY (U) LTD - SHELL Kibuli	0529-027
961	VIVO ENERGY (U) LTD - SHELL Kayunga	0529-028
962	VIVO ENERGY (U) LTD - SHELL Kawempe	0529-029
963	VIVO ENERGY (U) LTD - SHELL Katwe	0529-030
964	VIVO ENERGY (U) LTD - SHELL Kasese	0529-031
965	VIVO ENERGY (U) LTD - SHELL Kasangati	0529-032
966	VIVO ENERGY (U) LTD - SHELL Kalisizo Annex	0529-033
967	VIVO ENERGY (U) LTD - SHELL Kalisizo	0529-034
968	VIVO ENERGY (U) LTD - SHELL Kanyanya	0529-035
969	VIVO ENERGY (U) LTD - SHELL Alcon SS Kitgum	0529-036
970	VIVO ENERGY (U) LTD - SHELL Ambercourt (Annex)	0529-037
971	VIVO ENERGY (U) LTD - SHELL Bukomero	0529-038
972	VIVO ENERGY (U) LTD - SHELL Kiboga	0529-039
973	VIVO ENERGY (U) LTD - SHELL Kakira	0529-040

974	VIVO ENERGY (U) LTD - SHELL Soroti	0529-041
975	VIVO ENERGY (U) LTD - SHELL Soroti Annex	0529-042
976	VIVO ENERGY (U) LTD - SHELL Kamuli	0529-043
977	VIVO ENERGY (U) LTD - SHELL Yumbe SS, DO Site	0529-044
978	VIVO ENERGY (U) LTD - SHELL Wobulenzi	0529-045
979	VIVO ENERGY (U) LTD - SHELL South Street	0529-046
980	VIVO ENERGY (U) LTD - SHELL Palisa Road	0529-047
981	VIVO ENERGY (U) LTD - SHELL Nakawa	0529-048
982	VIVO ENERGY (U) LTD - SHELL Rukungiri	0529-049
983	VIVO ENERGY (U) LTD - SHELL Old Kampala	0529-050
984	VIVO ENERGY (U) LTD - SHELL Ndeeba	0529-051
985	VIVO ENERGY (U) LTD - SHELL Nateete SS	0529-052
986	VIVO ENERGY (U) LTD - SHELL Najjera	0529-053
987	VIVO ENERGY (U) LTD - SHELL Nansana	0529-054
988	VIVO ENERGY (U) LTD - SHELL Nakasongola	0529-055
989	VIVO ENERGY (U) LTD - SHELL Namirembe	0529-056
990	VIVO ENERGY (U) LTD - SHELL Nangabo	0529-057
991	VIVO ENERGY (U) LTD - SHELL Namugongo Road	0529-058
992	VIVO ENERGY (U) LTD - SHELL Nakivubo	0529-059
993	VIVO ENERGY (U) LTD - SHELL Mbarara	0529-060
994	VIVO ENERGY (U) LTD - SHELL City Square	0529-061
995	VIVO ENERGY (U) LTD - SHELL Clock Tower	0529-062
996	VIVO ENERGY (U) LTD - SHELL Elgon	0529-063
997	VIVO ENERGY (U) LTD - SHELL Elgon Annex	0529-064
998	VIVO ENERGY (U) LTD - SHELL Entebbe	0529-065
999	VIVO ENERGY (U) LTD - SHELL Naguru	0529-066
1000	VIVO ENERGY (U) LTD - SHELL Naalya	0529-067
1001	VIVO ENERGY (U) LTD - SHELL Mukono	0529-068
1002	VIVO ENERGY (U) LTD - SHELL Masindi	0529-069
1003	VIVO ENERGY (U) LTD - SHELL Kwanja Road	0529-070
1004	VIVO ENERGY (U) LTD - SHELL Kyotera	0529-071
1005	VIVO ENERGY (U) LTD - SHELL Masindi Annex	0529-072
1006	VIVO ENERGY (U) LTD - SHELL Mulago	0529-073
1007	VIVO ENERGY (U) LTD - SHELL Mubende Highway	0529-074
1008	VIVO ENERGY (U) LTD - SHELL Mubende Annex	0529-075
1009	VIVO ENERGY (U) LTD - SHELL Mbarara Highway	0529-076
1010	VIVO ENERGY (U) LTD - SHELL Mengo	0529-077
1011	VIVO ENERGY (U) LTD - SHELL Mubende	0529-078
1012	VIVO ENERGY (U) LTD - SHELL Kyabazinga	0529-079
1013	VIVO ENERGY (U) LTD - SHELL Makindye	0529-080
1014	VIVO ENERGY (U) LTD - SHELL Kyaggwe	0529-081

1015	VIVO ENERGY (U) LTD - SHELL Makerere Kikoni	0529-082
1016	VIVO ENERGY (U) LTD - SHELL Kyambogo	0529-083
1017	VIVO ENERGY (U) LTD - SHELL Fort Portal	0529-084
1018	VIVO ENERGY (U) LTD - SHELL Fort Portal Highway	0529-085
1019	VIVO ENERGY (U) LTD - SHELL Gayaza	0529-086
1020	VIVO ENERGY (U) LTD - SHELL Gulu	0529-087
1021	VIVO ENERGY (U) LTD - SHELL Gulu Highway	0529-088
1022	VIVO ENERGY (U) LTD - SHELL Gweri Road	0529-089
1023	VIVO ENERGY (U) LTD - SHELL Hoima	0529-090
1024	VIVO ENERGY (U) LTD - SHELL Hoima Annex	0529-091
1025	VIVO ENERGY (U) LTD - SHELL Ibanda	0529-092
1026	VIVO ENERGY (U) LTD - SHELL Iganga	0529-093
1027	VIVO ENERGY (U) LTD - SHELL Ishaka	0529-094
1028	VIVO ENERGY (U) LTD - SHELL Jinja Road	0529-095
1029	VIVO ENERGY (U) LTD - SHELL Kaazi	0529-096
1030	VIVO ENERGY (U) LTD - SHELL Kabalagala	0529-097
1031	VIVO ENERGY (U) LTD - SHELL Kabalega	0529-098
1032	VIVO ENERGY (U) LTD - SHELL Kyenjojo	0529-099
1033	VIVO ENERGY (U) LTD - SHELL Kabarole	0529-100
1034	VIVO ENERGY (U) LTD - SHELL Lira	0529-101
1035	VIVO ENERGY (U) LTD - SHELL Lira Annex	0529-102
1036	VIVO ENERGY (U) LTD - SHELL Kabwohe	0529-103
1037	VIVO ENERGY (U) LTD - SHELL Lubowa	0529-104
1038	VIVO ENERGY (U) LTD - SHELL Lugazi	0529-105
1039	VIVO ENERGY (U) LTD - SHELL Kibuye	0529-106
1040	VIVO ENERGY (U) LTD - SHELL Kigezi	0529-107
1041	VIVO ENERGY (U) LTD - SHELL Lugogo	0529-108
1042	VIVO ENERGY (U) LTD - SHELL Lukaya	0529-109
1043	VIVO ENERGY (U) LTD - SHELL Maganjo	0529-110
1044	VIVO ENERGY (U) LTD - SHELL Kiira	0529-111
1045	VIVO ENERGY (U) LTD - SHELL Kiira Road	0529-112
1046	VIVO ENERGY (U) LTD - SHELL Kumi	0529-113
1047	VIVO ENERGY (U) LTD - SHELL Kireka	0529-114
1048	VIVO ENERGY (U) LTD - SHELL Kisubi	0529-115
1049	VIVO ENERGY (U) LTD - SHELL Kitende	0529-116
1050	VIVO ENERGY (U) LTD - SHELL Kitoro	0529-117
1051	VIVO ENERGY (U) LTD - SHELL Kitovu	0529-118
1052	VIVO ENERGY (U) LTD - SHELL Ku Biri	0529-119
1053	VIVO ENERGY (U) LTD - SHELL Lyantonde	0529-120
1054	VIVO ENERGY (U) LTD - SHELL Sonde	0529-121
1055	VIVO ENERGY (U) LTD - SHELL Bulenga	0529-122

1056	VIVO ENERGY (U) LTD - SHELL Namusera	0529-123
1057	VIVO ENERGY (U) LTD - SHELL Kyengera	0529-124
1058	VIVO ENERGY (U) LTD - SHELL Kakiri	0529-125
1059	VIVO ENERGY (U) LTD - SHELL Nansana	0529-126
1060	VIVO ENERGY (U) LTD - SHELL Katosi Rd, Anthony Zone	0529-127
1061	VIVO ENERGY (U) LTD - SHELL Nyakahita, Kabale	0529-128
1062	VIVO ENERGY (U) LTD - SHELL Namanve	0529-129
1063	VIVO ENERGY (U) LTD - SHELL Katunguru	0529-130
1064	VIVO ENERGY (U) LTD - SHELL Kayirikiti, Masaka	0529-131
1065	VIVO ENERGY (U) LTD - SHELL Kira Town	0529-132
1066	VIVO ENERGY (U) LTD - SHELL Kiwatule	0529-133
1067	VIVO ENERGY (U) LTD - SHELL Kiyinda, MITYANA	0529-134
1068	VIVO ENERGY (U) LTD - SHELL Bulindo	0529-135
1069	VIVO ENERGY (U) LTD - SHELL Hima	0529-136
1070	VIVO ENERGY (U) LTD - SHELL Juba Road	0529-137
1071	VIVO ENERGY (U) LTD - SHELL Kangulumira	0529-138
1072	VIVO ENERGY (U) LTD - SHELL Tororo Rock	0529-139
1073	VIVO ENERGY (U) LTD - SHELL Mbikko	0529-140
1074	VIVO ENERGY (U) LTD - SHELL Kisoro	0529-141
1075	VIVO ENERGY (U) LTD - SHELL Tula	0529-142
1076	VIVO ENERGY (U) LTD - SHELL Kotido	0529-143
1077	VIVO ENERGY (U) LTD - SHELL Nebbi	0529-144
1078	VIVO ENERGY (U) LTD - SHELL Oasis Buwama	0529-145
1079	VIVO ENERGY (U) LTD - SHELL Ntungamo	0529-146
1080	VIVO ENERGY (U) LTD - SHELL Sentema Road	0529-147
1081	VIVO ENERGY (U) LTD - SHELL Kawanda	0529-148
1082	VIVO ENERGY (U) LTD - SHELL Bunamwaya	0529-149
1083	VIVO ENERGY (U) LTD - SHELL Makenke	0529-150
1084	VIVO ENERGY (U) LTD - SHELL Kiteezi, KASANGATI	0529-151
1085	VIVO ENERGY (U) LTD - SHELL Migyera, NAKASONGOLA	0529-152
1086	VIVO ENERGY (U) LTD - SHELL Kakiika, MBARARA	0529-153
1087	VIVO ENERGY (U) LTD - SHELL Mawanga, MAKINDYE	0529-154
1088	VIVO ENERGY (U) LTD - SHELL Entebbe Expressway	0529-155
1089	VIVO ENERGY (U) LTD - SHELL Gbukutu Cell, KOBOKO	0529-156
1090	VIVO ENERGY (U) LTD - SHELL LUWEERO	0529-157
1091	VIVO ENERGY (U) LTD - SHELL Mityana Rd, Buloba WAKISO	0529-158
1092	VIVO ENERGY (U) LTD - SHELL Kireku Railway Zone LC1, Bweyogerere	0529-159
1093	VIVO ENERGY (U) LTD - SHELL Kitambuza Zone, Kawempe KAMPALA	0529-160
1094	VISION Petroleum (U) Ltd - Luteete, WAKISO	0756-001
1095	VS Oils (U) Ltd - Ssabwe, LUWERO	0932-001
1096	WIZBAG Energy Limited - Kyamatte Cell, NTUNGAMO Municipality	0777-001
1097	YESU Afuga Patshan Limited - YY Patshan Nabweyanga, Nkozi-MPIGI	0891-001

Quick links to more information

www.energyandminerals.go.ug

www.era.or.ug

www.petroleum.go.ug

www.rea.or.ug

www.ubos.org

www.uedcl.co.ug

www.uetcl.com

www.uganda-mining.go.ug

Published by:

Sector Planning/Policy Analysis Unit
Ministry of Energy and Mineral Development
Plot No. 29/33 Kampala Road,
P.O. Box 7270,
Kampala

Tel: +256-414-505942;

Fax: +256-414-505941

Email: Email: psmemd@energy.go.ug

Website: www.energyandminerals.go.ug

August 2020

Copyright © 2014 Ministry of Energy and Mineral Development

The material in this document may be freely reproduced provided due acknowledgement is made to the publisher and source.