



MINISTRY OF ENERGY AND MINERAL DEVELOPMENT

2022

STATISTICAL ABSTRACT

Published by:

*Ministry of Energy and Mineral Development
Plot No.29/33 Kampala Road,
P.O. Box 7270, Kampala
Tel: +256-414-505942;
Fax: +256-414-505941
Email: psmemd@energy.go.ug;
Website: www.energyandminerals.co.ug*

FOREWORD

This is the 13th publication of the Statistical Abstract that consolidates all statistics produced by the NDP III programmes under the Ministry of Energy and Mineral Development. These include; Sustainable Energy Development, Sustainable Development of Petroleum resources and Mineral Development programme.

The abstract gives the state of the Energy, Petroleum and Mineral Development as of 2022. It highlights the key indicators and information under Energy such as Electricity Generation, Transmission and Distribution, Electricity purchases, sales and losses by both Transmission and Distribution companies, Tariffs of distribution companies and respective customers. Information under Petroleum includes Projected investment in the oil and gas sector, imports of Petroleum products, monthly import bill and government revenue and others. Information under Minerals include Quarterly mineral production in tonnes and non-tax revenue collected among others.

The information herein is therefore used in the review and evaluation of the programmes in the Annual Programmes Performance Review that brings together all technical officers, development partners, line ministries, political leadership, NGOs, and members of the public. The outcome of this review hence; forms a basis for policy formulation, budgeting, general planning and decision making in the programmes.

On this note therefore, I wish to thank all stakeholders including Sector Statistics Committee members from various MDAs, Private Sector and Development Partners for their continued support towards provision of statistical data and participation in the formulation and validation of this abstract.

In particular, I wish to thank the Statistics Section of the Sectoral Planning and Policy Analysis Department (SPPAD), for organizing, executing, processing and compiling this publication.

A softcopy of this document is available on the Ministry's website: www.energyandminerals.go.ug

For any further information or comment, please do not hesitate to contact:

The Commissioner,
Sectoral Planning and Policy Analysis Department,
Ministry of Energy and Mineral Development,
P.O.Box 7270
KAMPALA



Irene Bateebe
PERMANENT SECRETARY

TABLE OF CONTENTS

FOREWORD	i
LIST OF TABLES	v
LIST OF FIGURES	vii
LIST OF ACRONYMS	viii
EXECUTIVE SUMMARY	x
1.0 SUSTAINABLE ENERGY DEVELOPMENT PROGRAMME STATISTICS	1
1.1 2022 Uganda Energy Balance Summaries.....	1
1.2 Generation Statistics.....	4
1.2.1 Installed Electricity Generation Capacity in 2022	4
1.2.2 Annual Installed Electricity Generation Capacity (2018-2022).....	6
1.2.3 Electricity Generated.....	7
1.3 Transmission Statistics	9
1.3.1 Electricity Transmission Purchases 2022	9
1.3.2 Electricity Transmission Sales in GWh (2022).....	10
1.4 Distribution Statistics	13
1.4.1 Electricity Purchases, Sales and Losses by distribution Companies.....	13
1.4.3 Length of the Distribution Network.....	14
1.5 Atomic Energy Council	15
1.5.1 Registered radiation generators by type	15
1.5.2 Registered radioactive sources by type/radionuclide in 2022	16
2.0 SUSTAINABLE DEVELOPMENT OF PETROLEUM PROGRAMME STATISTICS	18
2.1 Petroleum Exploration Development and Production	18
2.1.1 Status of Licensing (December 2022).....	18
2.1.2 Investments in the oil and gas sector for 2022	21
2.1.3 Monthly Non-tax revenues from oil companies.....	21
2.1.4 Petroleum Resources in the country (December, 2022).....	21
2.1.5 Estimates of the prospective resources in the country (December, 2022).....	22
2.1.6 Gas resources (Associated and Non-associated)	23
2.2 Petroleum Supply and Distribution (Downstream).....	25
2.2.1 Petroleum Imports.....	25
2.2.2 Annual Petroleum imports in litres 2018-2022	26
2.2.3 Monthly Import bill and Government revenue (UGX) 2022	27
2.2.4 Consumption of petroleum products in different sectors 2022	31
2.2.5 Prices of Petroleum Products	32

2.2.6 Monthly International Crude oil prices -\$/Bbl for 2022.....	33
2.2.7 International Refined Petroleum Product Prices for 2022	34
3.0 MINERAL DEVELOPMENT PROGRAMME STATISTICS	36
3.1 Mineral Production	36
3.1.1 Quarterly Mineral Production in Tonnes (2022)	36
3.1.2 Non-Tax Revenue Collected in 2022	38
3.1.3 Annual NTR Collections (2018 -2022)	39
3.2 Mineral Licensing	40
3.2.1 Mineral Licenses (2018 – 2022).....	41
3.3 Mineral imports	42
3.3.1 Value of Mineral imports as per permit issued from January – December 2022.....	42
3.4 Mineral exports.....	42
APPENDICES	43
Appendix I: Electricity generation projects under construction.....	43
Appendix II: List of generation plants as of 2022.....	43
Appendix III: 2022 Detailed Uganda Energy Balance.....	46
Appendix IV: UETCL Electricity Sales in MWh (2018-2022)	47
Appendix IX: Routine inspections -Q1 FY 2022/2023.....	48
Appendix XII: Routine Inspections Q2 FY 2022/23	49
Appendix V: Q3 FY2021/22 Routine Inspections of facilities.....	50
Appendix VII:Routine Inspections Q4 FY 21/22.....	51
Appendix VI: Q3- FY 2021/2022 Non-Ionizing Radiation (NIR) safety inspections (radio-frequency level assessments).....	52
Appendix VIII:Q4- FY 2021/2022 Non-Ionizing Radiation (NIR) safety inspections (radio-frequency level assessments).....	54
Appendix X: Non-Ionising Radiation for Safety Inspections (Radio frequency level assessments).....	56
Appendix XI: Environmental Radioactivity Monitoring inspections –Q1 FY 22/2023	56
Appendix XIII: Environmental Radioactivity Monitoring Inspections Q2 FY 22/2023	57
Appendix XV: Pre-authorization inspections	57
Appendix XVI: Pre-Authorization Inspections Q1 FY2022/23.....	58
Appendix XVII:Pre-Authorization Inspections Q2 FY2022/23	59
Appendix XIV: Pre-authorization inspections -Q3 FY 21/22	60
Appendix XVIII: Authorizations issued in facilities in 2022	60
Appendix XIX:Authorizations issued in Q4 FY 21/22.....	62
Appendix XX: Authorizations issued in Q1 FY 22/23	64
Appendix XXI: List of active facilities with never licensed radiation sources.....	66

Appendix XXII: Authorizations Issued in Q2 FY 22/23	68
Appendix XXIII: Facilities with Licensed radiation sources as at 31/12/2022	70
Appendix XXIV: List of active facilities with radiation sources having expired licenses.....	77
Appendix XXV: Data Production Schedule	80
Appendix XXVI: List of 1,437 Licensed Petroleum retail outlets (as at 3rd october 2022)	95

LIST OF TABLES

Table 1.1: Specific Indicators	1
Table 1.2: Primary Energy Supply	1
Table 1.3: Final Energy Consumption	1
Table 1.4: Aggregated Energy Balance.....	2
Table 1.5: Installed Capacities for Electricity Generation Companies in Uganda.....	4
Table 1.6: Annual Installed Electricity Generation Capacity (2018 – 2022)	6
Table 1.7: Electricity Generated by Utility Companies	7
Table 1.8: Annual electricity generation (2018 – 2022)	8
Table 1.9: UETCL total volumes purchased across all suppliers of electricity in MWh (2018-2022).....	9
Table 1.10: Transmission Power Purchases and sales in GWh (2022).....	10
Table 1.11: Annual UETCL Electricity Sales in MWh (2018-2022)	11
Table 1.12: Transmission Network Length (Km)	12
Table 1.13: Annual Electricity purchases, sales and losses by distribution companies.....	13
Table 1.14: Electricity Sales by Distribution Companies in Gwh (2022) by customer category	14
Table 1.15: Length of the Distribution Network.....	14
Table 1.16: Registered radiation generators by type 31st December 2022	15
Table 1.17: Registered radioactive sources by type/ radionuclide	16
Table 2.1: A summary of the status of licensing in the Albertine Graben as at December 2022	18
Table 2.2: Monthly Non-Tax Revenues from Oil Companies as at December, 2022	21
Table 2.3: Petroleum Resources distribution in the Albertine Graben (December, 2022).....	22
Table 2.4: Prospective Resources in the Albertine Graben Sub-Basins.....	22
Table 2.5: Non-Associated Gas Volumes	24
Table 2.6: Associated Gas Volumes.....	24
Table 2.7: Monthly Imports of petroleum products in litres 2022	25
Table 2.8: Annual Petroleum imports in litres 2018-2022	26
Table 2.9: Monthly Import bill and Government revenue (UGX) 2022	27
Table 2.10: Market share (%) of Oil Marketing Companies 2022	28
Table 2.11: Consumption of petroleum products in different sectors 2022	31
Table 2.12: Monthly local pump prices of Petroleum Products (UGX) in 2022	32
Table 2.13: Monthly International Crude oil prices -\$/Bbl for 2022.....	33
Table 2.14: Monthly International Refined product prices in US \$/Gal for 2022.....	34
Table 3.1: Quarterly Mineral Production in Tonnes (2022)	36
Table 3.2: Annual Mineral Production in Tonnes (2018 – 2022)	37
Table 3.3: NTR collected in 2022	38

Table 3.4: Annual NTR collections (2018 – 2022)	39
Table 3.5: Mineral Licensing as at 31/12/2022.....	40
Table 3.6: Mineral Licenses (2018 – 2022).....	41
Table 3.7: Value of Mineral exports as per permit issued from January – December 2022	42

LIST OF FIGURES

<i>Figure 1.1: Installed Electricity Generation Capacity 2022</i>	6
<i>Figure 1.2: Annual Installed Electricity Generation Capacity (2018 – 2022)</i>	7
<i>Figure 1.3: Electricity Generated (2018 – 2022)</i>	9
<i>Figure 1.4: 2022 UETCL Power Purchases</i>	10
<i>Figure 1.5: Electricity Transmission Purchases, Sales and Losses 2018-2022</i>	11
<i>Figure 1.6: Electricity sales in 2022</i>	12
<i>Figure 1.7: Annual Electricity purchases, sales and losses by distribution companies</i>	13
<i>Figure 1.8: Length of the Distribution Network</i>	14
<i>Figure 1.9: Registered radiation generators by type as at 31/12/2022</i>	16
<i>Figure 1.10: Number of Radioactive Sources by Radionuclide</i>	17
<i>Figure 2.1 : Status of Licensing in the Albertine Graben, Uganda</i>	20
<i>Figure 2.2: Imports of petroleum products in litres</i>	26
<i>Figure 2.3: Petroleum imports in 2022</i>	26
<i>Figure 2.4 Annual Petroleum imports in litres 2018-2022</i>	27
<i>Figure 2.5: Import Bill and Government Revenue for 2022</i>	28
<i>Figure 2.6: Consumption of petroleum products 2022</i>	31
<i>Figure 2.7: Monthly local pump prices of Petroleum Products in 2022</i>	32
<i>Figure 2.8: Monthly International Crude oil prices for 2022</i>	34
<i>Figure 2.9: Monthly prices of International refined products in 2022</i>	35
<i>Figure 3.1: Annual Mineral Production in Tonnes (2018 -2022)</i>	37
<i>Figure 3.2: Quantity of Mineral Production in Tonnes (2018 -2022)</i>	38
<i>Figure 3.3: Non-Tax Revenue collections in 2022</i>	40
<i>Figure 3.4: Mineral licensing (2022)</i>	41
<i>Figure 3.5: Mineral Licenses (2018 – 2022)</i>	42

LIST OF ACRONYMS

AEC	Atomic Energy Council
AGO	Automotive Gas Oil (Diesel)
API	American Petroleum Institute
BBL	Billion Barrels
BCF	Billion Cubic Feet
BECS	Bundibugyo Energy Co-operative Society
BIK	Bulk Illuminating Kerosene
BOE	Barrels of Oil Equivalent
CY	Calendar Year
DRC	Democratic Republic of Congo
EA	Exploration Areas
EL	Exploration License
EMDSSPS	Energy and Mineral Development Sector Strategic Plan for Statistics
EMS	Energy and Mineral Sector
ERA	Electricity Regulatory Agency
ERD	Energy Resources Department
ERT	Energy for Rural Transformation
ESI	Electricity Supply Index
FESL	Ferdsult Engineering Services Limited
GDP	Gross Domestic Product
GIIP	Gas Initially in Place
GSMD	Geological Survey and Mines Department
GWh	Giga Watt Hour
HHI	Herfindahl Hirschman Index
IDA	International Development Association
IDO	Industrial Diesel Oil
IPP	Isolated Power Plant
KCCL	Kasese Copper Cobalt Company Limited
Kgs	Kilograms
KIL	Kilembe Investments Limited
KIS	Kalangala Infrastructure Services Limited
KM	Kilometres
KML	Kilembe Mines Limited
KPLC	Kenya Power and Lighting Company
KRECS	Kyegegwa Rural Electricity Cooperative Society Limited
KSW	Kakira Sugar Works
kV	Kilo Volts
kWh	Kilo Watt Hours
LL	Location License
MDL	Mineral Dealers License
MEMD	Ministry of Energy and Mineral Development
MMBBL	Million Barrels (oil reserves)
MPS	Ministerial Policy Statement
MW	Mega Watt
MWh	Mega Watt Hours
NDP	National Development Plan
NSS	National Statistical System
NTR	Non-Tax Revenue

NYMEX	New York Mercantile Exchange
OE	Oil Equivalent
OPEC	Organisation of Petroleum Exporting Countries
PACMECS	Pader Abim Community Multipurpose Electric Cooperative Society Limited
PEPD	Petroleum Exploration and Production Department
PL	Prospecting License
PMS	Premium Motor Spirit (Petrol)
PNSD	Plan for National Statistical Development
PSD	Petroleum Supply Department
REA	Rural Electrification Agency
SCF	Standard Cubic Feet
SCOUL	Sugar Corporation Uganda Limited
SEG	Society of Exploration Geophysicists
SPE	Society of Petroleum Engineering
SPPAD	Sectoral Planning and Policy Analysis Department
SSPS	Sector Strategic Plan for Statistics
STOIP	Stock Tank Oil Initially in Place
TANESCO	Tanzania Electricity Supply Company
TOE	Tonnes of Oil Equivalent
UAE	United Arab Emirates
UBOS	Uganda Bureau of Statistics
UEDCL	Uganda Electricity Distribution Company Limited
UEGCL	Uganda Electricity Generation Company Limited
UETCL	Uganda Electricity Transmission Company Limited
UGX	Uganda Shillings
URA	Uganda Revenue Authority
USD	United States Dollar
WENRECO	West Nile Rural Electrification Company
WTI	West Texas Intermediate
N/A	Not Applicable/Not Available

EXECUTIVE SUMMARY

This abstract is divided into three chapters to capture statistics of the three programmes under the Ministry of Energy and Mineral Development; These include; Sustainable Energy Development, Sustainable Development of Petroleum Resources and Mineral Development programmes.

Sustainable Energy Development Programme

Installed Electricity Generation capacity

The installed generation capacity of the country in 2022 amounted to 1,401.96 MW, indicating a 2.36% increase from 1,369.67 MW recorded in 2021. Of this;

- a. Large Hydro plants held the largest share of 63.9% (896 MW)
- b. Small Hydro plants held 14.5% (203.254 MW)
- c. Thermal plants held 7.13% (100 MW),
- d. Co- Generation/Bagasse 9.63% (135.05 MW)
- e. Solar PV 4.65% (65.17 MW)
- f. Hybrid 0.15% (2.04 MW)
- g. Biomass 0.33% (0.44MW)

Electricity Generation

Electricity amounting to 5,519.2 GWh was generated in the country in 2022, indicating a 9.8% increase from 5,028 GWh generated in 2021. Hydros generated the most electricity amounting to 90.3% of the total electricity generated, followed by Co-generation plants (6.6%), solar plants (1.8%) and lastly Thermal plants at 1.4%.

Electricity purchases, sales and losses by UETCL

In 2022, the company purchased approximately 5,490.033 GWh of Electric power, indicating a 9.25% increment from the 5,025.16 GWh purchased in 2021. The company purchased most of the electric power, from large hydro companies that is 4,441.173 GWh (80.9%). The remaining 24.1% was purchased from Embedded Generators, Co-generation, Solar PVC, Thermal Generators and some from Imports.

UETCL sold approximately 5,223.1 GWh indicating an increase of 8.4% from 4,816 GWh sold in 2021 where as transmission losses increased by 27% from 210 GWh in 2021 to 266 GWh in 2022.

Transmission route length

The total circuit length of transmission lines in the country in the year 2022 stood at 3,715.9 km indicating an 8.3 % increase from 3,430.9 km recorded in 2021.

Electricity Purchases, Sales and Losses by Distribution Companies

Total electricity purchases by distribution companies in 2022 amounted to 4,789.83 GWh, indicating a 9.3% increase from 4,382 GWh in 2021, while the sales by distribution companies amounted to 3,942.6 GWh, indicating a 10.1% increase from 3,581.14 GWh in 2021.

Electricity losses in the distribution system increased by 2.3% from 828.32 GWh in 2021 to 847.39 GWh in 2022.

Sustainable Development of Petroleum Resources Programme

License Status

Currently, an acreage of 1,895.6 km² of the Albertine Graben is licensed to four (04) oil licensees which include; TotalEnergies Exploration & Production Uganda B.V (TEPU), CNOOC Uganda Limited (CUL), Armour Energy Limited (AEL) and Oranto Petroleum Limited (OPL).

Gas Resources (Associated and Non- Associated)

Out of the 21 discoveries so far made, 13 fields namely; Turaco, Jobi-Rii, Ngiri, Ngege, Nzizi, Kasamene, Wahrindi, Jobi-East, Nsoga, Gunya, Taitai, Kigogole and Ngassa encountered gas

Petroleum resources in the Albertine Graben as at December 2022

The total estimated base case Stock Tank Oil Initially in Place (STOIIP) in the Albertine Graben is estimated at 6.423 billion barrels, of which 1.478 billion barrels are estimated to be recoverable.

Annual Petroleum Imports in litres 2022

Overall volumes of white petroleum product imports increased by 2% from the 2.30 billion litres imported in 2021 to 1.98 billion litres imported in 2022.

The annual petroleum products imported into the country in 2018 amounted to 1,121,344,272 litres for PMS, 48,968,306 litres for (BIK), 985,445,585 litres for (AGO) and 95,894,178 litres for JET A1.

Monthly import bill and Government revenue 2022

A total of UGX 2,249 billion worth of Government Revenue was collected in 2022, while the monthly import bill stood at UGX 10,493 billion.

The country's import bill in 2022 amounted to UGX 10,493 billion implying a 16% increase compared to UGX 9,046 billion shillings in 2021.

The Government revenue collected from importation of petroleum products amounted to UGX 2,249 billion in 2022 indicating a decrease of 8% compared to UGX 2,445 billion raised in 2021.

Market shares of Oil Marketing Companies in 2022

In 2022, the petroleum products' market in Uganda had 78 licensed oil-marketing companies, of which Vivo Energy Uganda Ltd with 17.40 % share and Total Uganda Limited with 13.48 % dominated the Oil market.

The Herfindahl Hirschman Index (HHI) of 647.42 implies that the industry is unconcentrated. This indicates that the market is not highly influenced by any company, and thus making it competitive.

Monthly local pump prices of petroleum products in 2022

Local pump prices of petroleum products in the year 2022 averaged at UGX 5,757, UGX 5,494 and UGX 4,135 for PMS, BIK and AGO respectively. There was a continuous fluctuation in the local pump prices recorded all through the year for all the three products.

Local pump prices ranged between UGX 5,000 to UGX 5,379 per litre of PMS, UGX 4,250 to UGX 5,582 per litre of AGO and UGX 3,500 to UGX 4,500 per litre of BIK.

The month of January registered the lowest prices for all the three petroleum products with the range of 5,000 for PMS, 4250 for AGO and UGX 3,500 for BIK.

Monthly international crude oil prices

The month of December recorded the lowest prices of crude oil trading at \$81.33/bbl (ICE), \$73.00/ bbl (WTI) & \$79.68/bbl (OPEC)

The month of June recorded the highest prices of crude oil, trading at \$117.23/bbl (OPEC), & \$114.25bbl. (WTI), & \$116.03/ bbl (ICE).

Monthly refined product prices

The monthly average price for Nymex Gasoline stood at USD 305.1008 per Gallon while the Nymex heating oil average price stood at USD 198.2575 per Gallon.

Mineral Development Programme

Mineral Production in Tonnes (2022)

Total mineral production in 2022 amounted to 1.72 million tonnes, valued at UGX 199.22 billion, indicating a 31.2% decline compared to 2.5 million tonnes produced in 2021. This decline was due to the continued export ban on unprocessed minerals.

Non-Tax Revenue Collected in 2022

The total Non-Tax Revenue collected in 2022 amounted to UGX. 8.02 billion, indicating a 34% decline compared to UGX. 12.08 billion collected in 2021. Royalties paid by mineral dealers were the biggest source of NTR contributing 33.6% of the total NTR collected,

Mineral Licensing

A total of 527 licenses were active as at the end of 2022, indicating a 34% decline compared to 794 registered in 2021. As observed in the previous years, Exploration licenses contributed the highest number (55%).

1.0 SUSTAINABLE ENERGY DEVELOPMENT PROGRAMME STATISTICS

This section provides statistics on energy generation, transmission, distribution, atomic energy as well as renewable energy.

1.1 2022 Uganda Energy Balance Summaries

The energy balance shows the country's energy inflows, transformations as well as outflows. Below are the summaries of the 2022 Uganda Energy Balance.

Table 1.1: Specific Indicators

Indicator	2021	2022
Population projections (UBOS, 2015 – 2030)	42,831,200	44,212,800
Total energy consumption per capita (kgOE/a)	437.0	343.4
Total electricity consumption per capita (kWh/a)	83.63	89.17
GDP at market prices in UGX (UBOS GDP at market prices, 2022)	148,310,247,630,358	184,288,157,902,167
GDP at market prices in USD (1 UGX=3,757; UBOS, 2021/22)	40,529,788,744	49,051,945,143
Total Energy consumption per GDP (kgOE/\$1,000 GDP)	461.80	309.5
Energy Intensity measured in terms of TPES and GDP (kgOE/\$1,000 GDP or toe/\$1m GDP)	617.18	446.6

Table 1.2: Primary Energy Supply

Category	Percentage
Oil products	8.5%
Hydro, solar, Electricity (net exports)	1.8%
Biofuels & waste	89.7%
Total Primary Energy supply	100%

Source: 2022 Uganda Energy Balance

Table 1.3: Final Energy Consumption

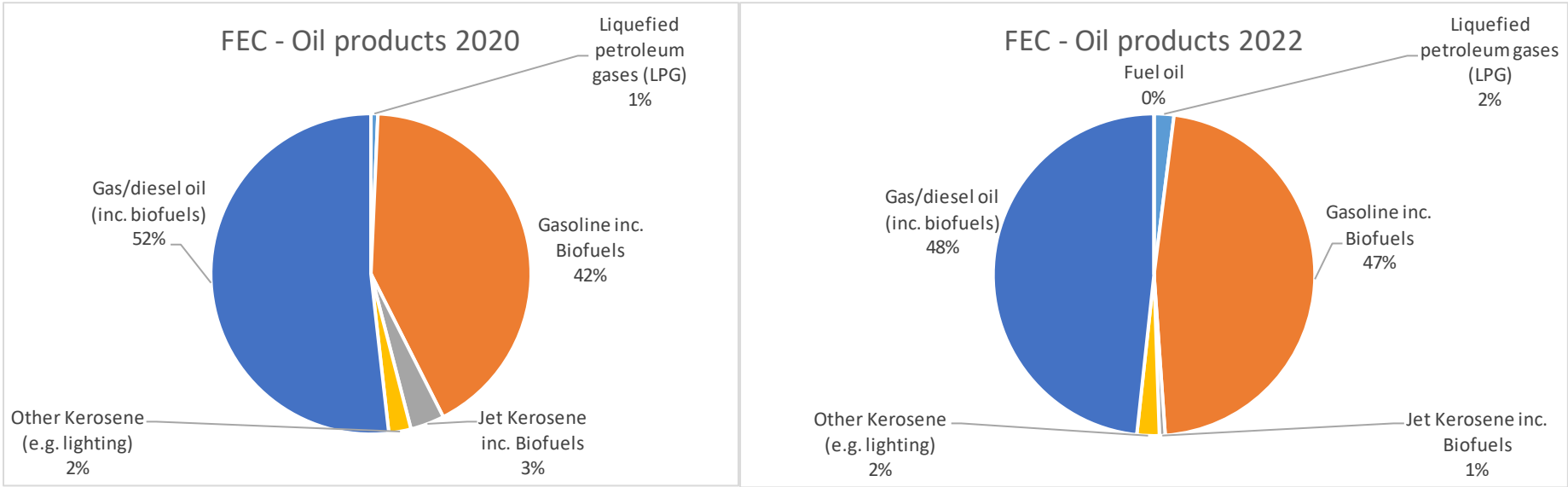
Category	Percentage
Oil products	12.3%
Electricity	2.2%
Biofuels & waste	85.5%
Total Final Energy consumption	100%

Source: 2022 Uganda Energy Balance

Table 1.4: Aggregated Energy Balance

Thousand Tonnes of Oil Equivalent (ktoe)	Oil products	Biofuels and waste	Hydro	Solar	Electricity	Total of all energy sources
Production		19641.48	428.45	8.54		20078.48
Imports (+)	1964.51				2.42	1966.93
Exports (-)					-36.56	-36.56
International Marine Bunkers (-)						
International Aviation Bunkers (-)	-97.13					-97.13
Stock Changes (+ draw, - build)	-6.03					-6.03
TOTAL PRIMARY ENERGY SUPPLY	1861.35	19641.48	428.45	8.54	-34.14	21905.69
Transfers : Origin (-) and Destination (+)						
Statistical Difference	-2.05	-6.26			0.70	-7.61
TRANSFORMATION Inputs (-) and Outputs (+)	1.99	-6668.87	-428.45	-8.54	480.58	-6623.30
Electricity plants	1.99		-428.45	-8.54	443.43	8.43
CHP Plants		-442.51			37.14	-405.37
Heat Plants						
Coke ovens						
Blast furnaces						
Oil Refineries						
Coal-to-liquids plants						
Gas-to-liquids plants						
Charcoal production plants		-5354.83				-5354.83
Transformation not elsewhere specified		-871.53				-871.53
Energy Sector Own Use					10.94	10.94
Losses					95.80	95.80
FINAL CONSUMPTION	1865.38	12978.86			339.00	15183.25
Industry	391.19	1209.59			225.07	1825.85
Transport	1251.00					1251.00
Households	31.48	7493.20			74.73	7599.41
Commercial and public services	14.16	4276.07			39.20	4329.43
Agriculture, Forestry and Fishing	177.55					177.55
Non-specified (HH, Com. & PS., Agri.)						
Non-Energy Use						

Liquified Petroleum Gas (LPG) Consumptive Analysis



1.2 Generation Statistics

1.2.1 Installed Electricity Generation Capacity in 2022

The installed generation capacity of the country in 2022 amounted to 1,401.96 MW, indicating a 2.36% increase from 1,369.67 MW recorded in 2021.

As observed in the past years, Large Hydros contributed the largest capacity of up to 64% of the total installed capacity of the country.

Table 1.5: Installed Capacities for Electricity Generation Companies in Uganda

GENERATOR	OPERATOR	TECHNOLOGY	YCOD	INSTALLED CAPACITY (MW)	EFFECTIVE/AVAILABLE INSTALLED CAPACITY (MW)
Large Hydros				896	
Bujagali Hydro Power Plant	Bujagali Electricity Company Limited (BEL)	Hydro	2012	250	250
Nalubaale HPP & Kiira HPPs	Eskom (U) Limited	Hydro	1954	380	362
Isimba HPP	Uganda Electricity Generation Company Limited	Hydro	2019	183	183
Achwa 2	Arpe Limited	Hydro	2019	41	41
Achwa 1	Arpe Limited	Hydro	2021	42	42
Mini-Hydros				203.254	
Mpanga	Africa Energy Management System, Mpanga	Hydro	2011	18	18
Bugoye(Mubuku II)	Bugoye Hydro Limited	Hydro	2009	13	13
Kabalega (Buseruka)	Hydromax Limited	Hydro	2012	9	9
Ishasha	Eco-Power (U) Limited	Hydro	2011	6.4	6.4
Mubuku 1	Kilembe Mines Ltd****	Hydro	1954	5	5
Mubuku III	Kasese Cobalt Company Limited	Hydro	2008	9.9	9.9
Muvumbe	Muvumbe Hydro (U) Ltd	Hydro	2017	6.5	6.5
Siti 1	Elgon Hydro Siti (PVT) Limited	Hydro	2017	5	5
Rwimi	Rwimi EP Company Limited	Hydro	2017	5.54	5.5
Nyamwamba 1	Africa EMS Nyamwamba Limited	Hydro	2018	9.2	9.2
Lubilia	Lubilia Kawembe Hydro Ltd	Hydro	2018	5.4	5.4
Nkusi	PA Technical	Hydro	2018	9.6	9.6
Mahoma	Mahoma Uganda Limited	Hydro	2018	2.7	2.7
Waki	Hydromax Nkusi Ltd	Hydro	2018	4.8	4.8
Sindila (Butama)	Butama Hydro-Electricity Company Ltd	Hydro	2019	5.25	5.25
Ziba/Kyambura	Ziba Ltd	Hydro	2019	7.6	7.6
Siti 2	Elgon Hydro Siti (PVT) Limited	Hydro	2019	16.5	16.5
Ndugutu	Ndugutu Power Company Limited	Hydro	2019	5.9	5.9
Timex Bukinda	Timex Bukinda Hydro (U) Limited	Hydro	2020	6.5	6.5
Nyamasagani 2	Nyamagasani 2 HPP Ltd	Hydro	2021	6.0	6
Nyamasagani 1 (Rwenzori Hydro)	Rwenzori Hydro (Private) Limited	Hydro	2021	15.5	15
Kakaka	Greenwewus Energy Africa Ltd)	Hydro	2021	4.6	4.6
Kikagati	Kikagati Power Company Limited	Hydro	2021	14	14
Nyagak 1	West-Nile Rural Electricity Company	Hydro	2012	3.5	3.5

GENERATOR	OPERATOR	TECHNOLOGY	YCOD	INSTALLED CAPACITY (MW)	EFFECTIVE/ AVAILABLE INSTALLED CAPACITY (MW)
Nyamwamba II	Nyamwamba Hydro	Hydro	2022	7.8	7.8
Bwindi	Bwindi Community Micro Hydro Power Ltd	Small Hydro	2014	0.064	0.064
Thermals				100	
Namanve Thermal Plant	UEGCL	Thermal	2008	50	50
Electromaxx	Electro-Maxx (U) Limited-Tororo	Thermal	2010	42	42
Electromaxx	Electromaxx Uganda Limited - Arua	Thermal		8	8
Co-generation/ Bagasse				135.05	
Kakira Sugar Limited	Kakira Sugar Limited	Co-generation	2014	51.1	35
Kinyara Sugar Works Ltd	Kinyara Sugar Works Limited	Co-generation	2010	14.5	2
SAIL	Sugar & Allied Uganda Ltd	Co-generation	2015	11.9	5
SCOUL	Sugar Corporation of Uganda Limited	Co-generation	1998	26	26
Mayuge	Mayuge Sugar Ltd	Co-generation	2015	9.2	0
Hoima Sugar	Hoima Sugar Ltd	Co-generation	2020	12	0
Kamuli Sugar	Kamuli Sugar Ltd	Co-generation	2021	3	0
GM Sugar	GM Sugar Ltd	Co-generation	2021	7.35	0
Solar PV				65.071	
Access Solar	Access Uganda Solar Ltd	Solar PV	2016	10	3
Tororo Solar North	Tororo Solar North Ltd	Solar PV	2017	10	3
Kabulasoke Solar	MSS Xsabo Power Limited	Solar PV	2018	20	6
Mayuge Solar	Emerging Power U Ltd	Solar PV	2019	10	3
Tororo PV Power Project	Tororo PV Power Co. Ltd	Solar PV	2020	10	10
Absolute-Kitobo	Absolute Energy Africa Limited (AEAL)	Solar PV	2016	0.23	0.23
Sagewood	Sagewood Solar	Solar PV	2021	0.171	0.171
Busitema	Busitema Solar PV	Solar PV	2022	4	0
Lolwe	Engie Equitorial	Solar PV	2022	0.55	0.55
Bunjako	Winch Energy Uganda SMC Ltd	Solar PV	2022	0.12	0.12
Hybrid				2.14	
Kalangala Infrastructure Services (0.6MW Solar+1MW Diesel)	Kalangala Infrastructure Services	Hybrid	2015	1.6	1.2
Kisiizi Hospital (0.36MW Hydro+0.08MW Diesel)	Kisiizi Hospital Power	Hybrid	2009	0.44	0.44
Absolute - Bukasa	Bukasa Island Offgrid	Solar Hybrid	2020	0.1	0.1
Biomass				0.44	
Mandulis	MANDULIS ENERGY LIMITED	Biomass	2022	0.44	0.44
Total				1401.96	1276.97

Source: ERA ESI database

The pie chart below illustrates that Hydos generated the biggest percentage followed by Mini-Hydros (14.5%), Thermals (7.13%), Co-generation at 9.63%, Solar PV (4.64%) and lastly Hybrids and Biomass contributed a total of 0.18%,

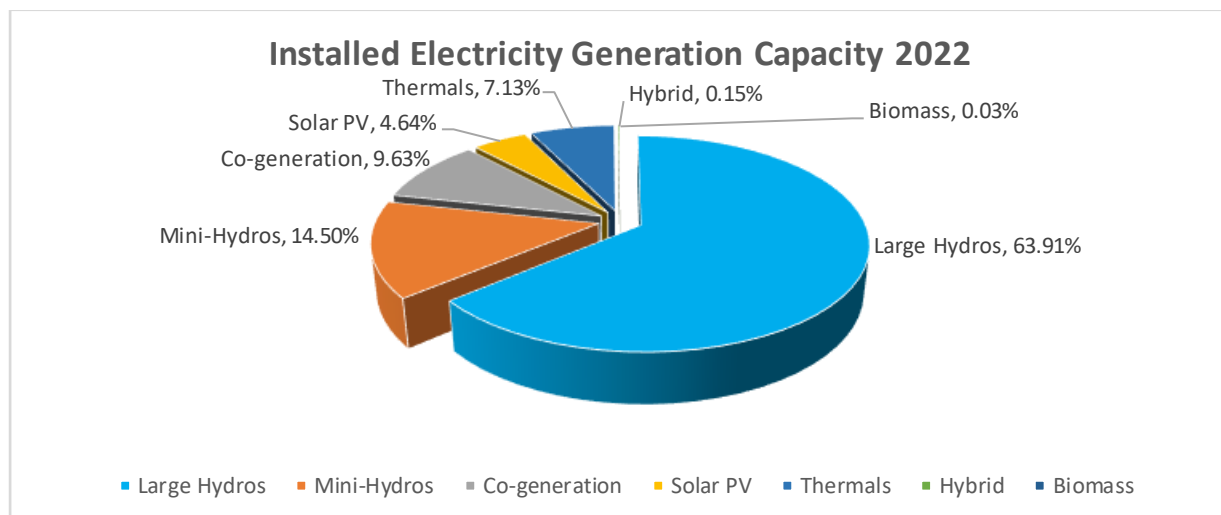


Figure 1.1: Installed Electricity Generation Capacity 2022

1.2.2 Annual Installed Electricity Generation Capacity (2018-2022)

The year 2022 recorded the highest installed capacity of 1,401.96 MW within the five-year period while 2018 recorded the lowest of 984 MW as shown in the table below;

Table 1.6: Annual Installed Electricity Generation Capacity (2018 – 2022)

Year	Installed capacity (MW)	% change
2018	984	-
2019	1,257.67	27.81%
2020	1,278.66	1.67%
2021	1,369.67	7.12%
2022	1,401.96	2.36%

Source: ERA ESI database

There is a notable gradual increase in generation capacity over the past five years with 2022 recording the highest capacity. The period 2018 to 2019 still holds the highest increase of up to 27.81%.

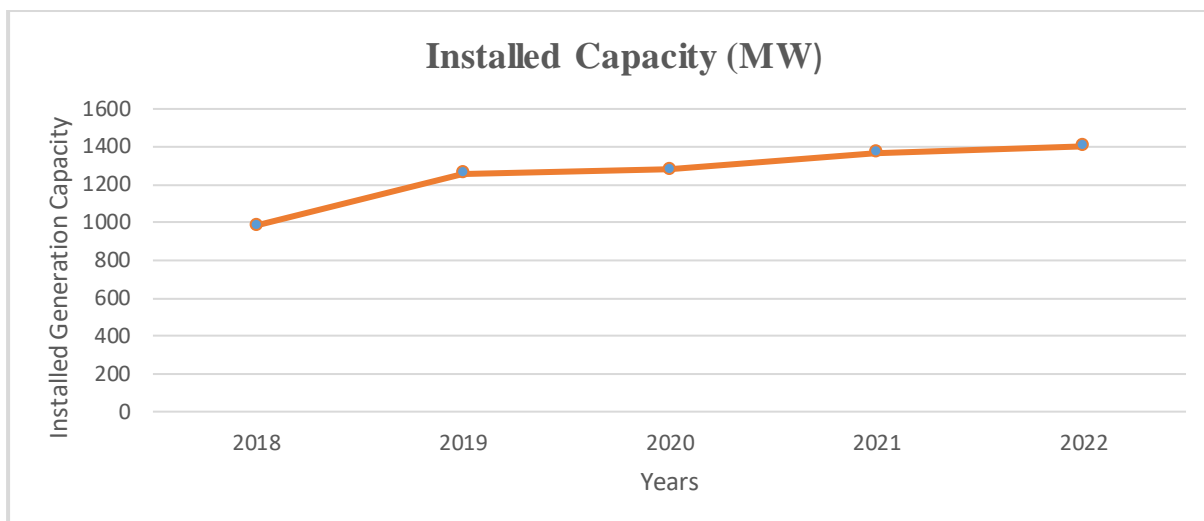


Figure 1.2: Annual Installed Electricity Generation Capacity (2018 – 2022)

1.2.3 Electricity Generated

Electricity amounting to 5,519.2 GWh was generated in the country in 2022, indicating a 9.8% increase from 5,028 GWh generated in 2021. Hydros generated the most electricity amounting to 90.3% of the total electricity generated, followed by Co-generation plants (6.6%), solar plants (1.8%) and lastly Thermal plants at 1.4%.

Table 1.7: Electricity Generated by Utility Companies

Utility Company	Electricity Generated(GWh)
Hydros	4,982.0
Eskom (U) Limited	1,609
Bujagali Electricity Limited	1,504
Isimba	1,048
Achwa 2	28.3
Achwa 1	6.1
Kasese Cobalt Company Limited	54.9
Kilembe Mines Limited (KML)	9.6
Maji-Power Bugoye-Limited	77.4
Kabalega Hydromax	54.3
AEMS-Mpanga	84.1
Ecopower-Ishasha	22.0
Muvumbe Hydro (U) Limited	37.1
Elgon Hydro Siti	15.6
Rwimi	25.3
Nyamwamba	28.0
Nyamwamba 2	18.0
Lubilia	18.9
Nkusi	52.4
Hydromax Nkusi (Waki)	17.2
Mahoma	14.1

Utility Company	Electricity Generated(GWh)
Sindila	13.6
Ziba	24.7
Siti 2	25.3
Ndugutu	18.1
Timex Bukinda	29.4
Nyamasagani_2	20.6
Rwenzori Hydro	36.7
Kakaka	20.9
Kikagati	68.5
Thermal	74.9
Electromaxx (U) Limited	14.0
Jacobsen (U) Limited	60.9
Co Generation	363.1
Kakira Sugar Works	159.6
Kinyara Sugar Works	3.0
Sail Kaliro	35.7
SCOUL	164.8
Solar PV	99.2
Access Solar	16.2
Tororo Solar	15.8
Xsabo Solar	32.3
Emmerging Solar Power (Bifulubi)	15.6
Tororo Pv Power Project (Tororo Pv Power Co. Ltd)	19.3
Kenya Power Lighting Company (KPLC)	-
Rwanda	-
Total	5,519.20

1.2.4 Annual electricity generation (2018 – 2022)

There is a notable gradual increase in generation capacity over the past five years with 2022 recording the highest capacity as observed in the figure below;

Table 1.8: Annual electricity generation (2018 – 2022)

Year	Energy Generated (GWh)
2018	4,093.03
2019	4,414.78
2020	4,417.15
2021	5,028.23
2022	5,519.20

The year 2022 recorded the highest electricity generated within the five-year period, while 2018 recorded the lowest.

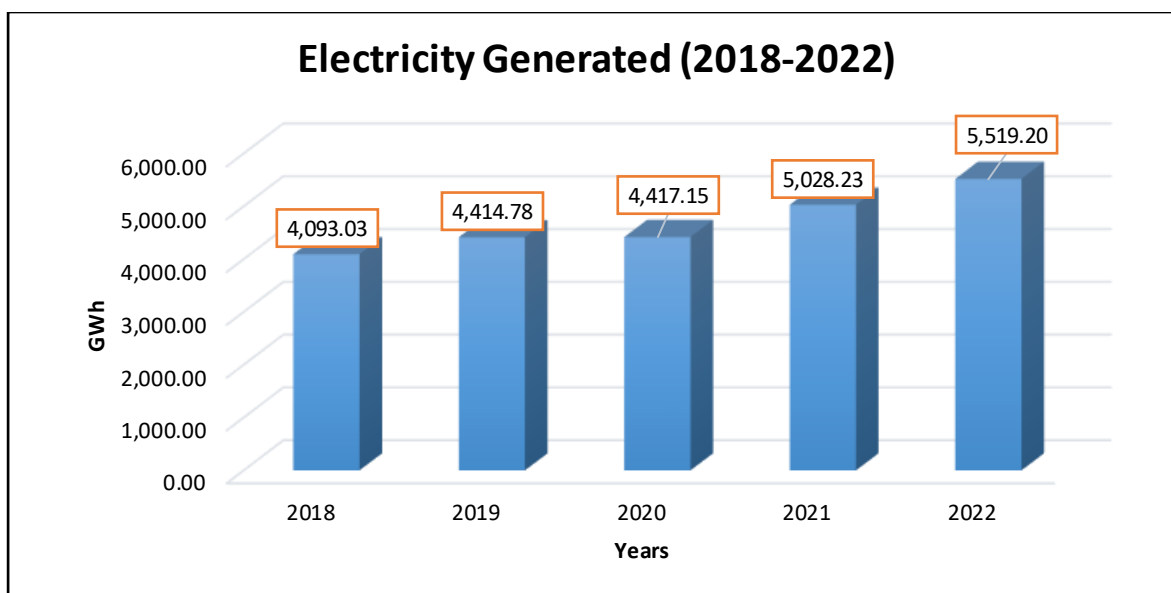


Figure 1.3: Electricity Generated (2018 – 2022)

1.3 Transmission Statistics

The Transmission system, is run by the Uganda Electricity Transmission Company Limited (UETCL) which owns electric power lines above 33kV and the only bulk supplier of electric power to the National Grid.

1.3.1 Electricity Transmission Purchases 2022

In 2022, the company purchased approximately 5,489.574 GWh of Electric power, indicating a 9.3% increment from the 5,024.155 GWh purchased in 2021. The company purchased most of the electric power, from large hydro companies equivalent to 4,167.361 GWh (75.9%). The remaining 24.1% was purchased from Embedded Generators, Cogeneration, Solar PVC, Thermal Generators and some from Imports.

Table 1.9: UETCL total volumes purchased across all suppliers of electricity in MWh (2018-2022)

Year	Embedded Generators	Cogeneration	Solar PVC	Thermal Generators	Imports	Large Hydro	TOTAL
2018	444,440	206,457	32,310	198,874	38,970	3,157,466	4,078,517
2019	479,875	196,778	78,092	102,779	20,472	3,505,921	4,383,918
2020	601,904	188,283	87,459	57,263	21,431	3,434,765	4,391,106
2021	611,959	266,531	100,923	51,183	23,873	3,969,685	5,024,155
2022	758,201	363,154	97,832	74,887	28,139	4,167,361	5,489,574

Source: ERA ESI database

Embedded Generators: KCCL, KML, Mpanga, Bugoye, Kinyara, KSW, KabalegaHydromax, Ishasha, Muvumbe, Lubilia, Nkusi, Waki, Mahoma, Sindila, Ziba, Siti2, Ndugutu, Timex Bukinda, Nyamugasani 2, Nyamugasani 1, Kakaka, Kikagati, Nyamwamba 2

Cogeneration: Kakira, Kinyara, Sail Kaliro, SCOUL

Solar PVC: Access, Tororo, Xsabo, Bufulumbi, Tororo PV

Thermal Generators: Jacobsen Namanve, Electro-Maxx, IDA Aggreko Mutundwe, Aggreko Kiira **Imports:** Kenya, Rwanda, TANESCO

Large Hydro: Bujagali, Eskom, Isimba, Achwa 2, Achwa 1.

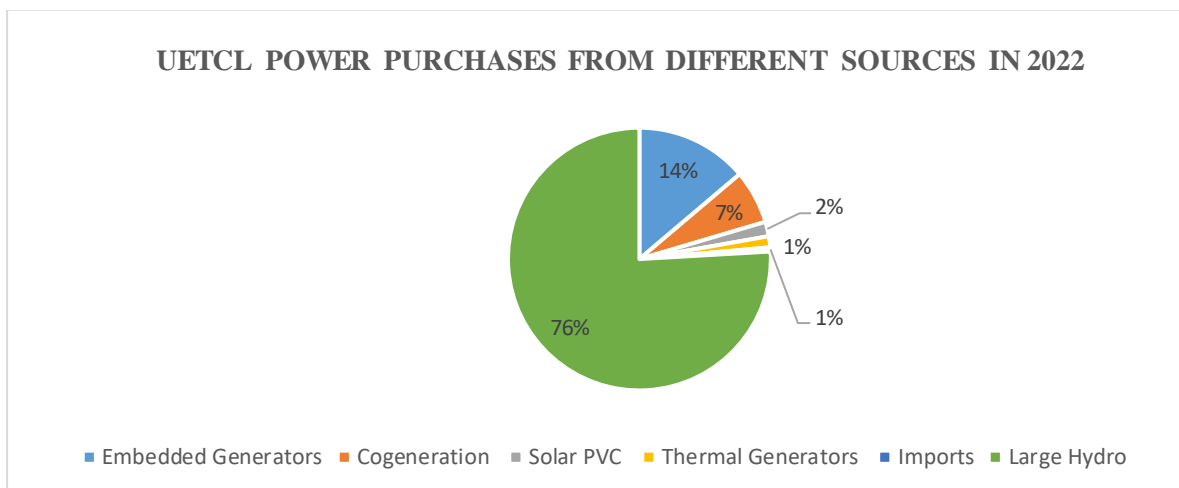


Figure 1.4: 2022 UETCL Power Purchases

UETCL purchased most of the power from *Large Hydro plants (Bujagali, Eskom, Isimba, Achwa2, Achwa1)*

1.3.2 Electricity Transmission Sales in GWh (2022)

In 2022 UETCL sold approximately 5,224.246 GWh indicating an increase of 8.5% from 4,816 GWh sold in 2021

1.3.3 Annual Transmission Purchases and Sales in GWh (2018-2022)

UETCL Purchases and sales increased gradually throughout the five-year period, with 2022 recording the highest figure. The year 2022 recorded the highest losses of 4.17% while 2019 had the lowest losses of 3.6%. The details are as shown in table below;

Total electricity purchased by UETCL in 2022 amounted to 5,490 GWh, indicating a 9.2% increase from 5,025 GWh in 2021 while transmission losses increased by 26.7% from 210 GWh in 2021 to 266 GWh in 2022

Table 1.10: Transmission Power Purchases and sales in GWh (2022)

Years	Purchases (GWh)	Sales (GWh)	Losses (Gwh)	%age change in losses
2018	4,079	3,925	154	-
2019	4,384	4,228	156	1.3%
2020	4,396	4,229	167	7.1%
2021	5,025	4,816	210	25.7%
2022	5,490	5,224	266	26.7%

Source: ERA ESI database

Below is a bar graphical representation of the purchases, sales and losses within the five-year period.

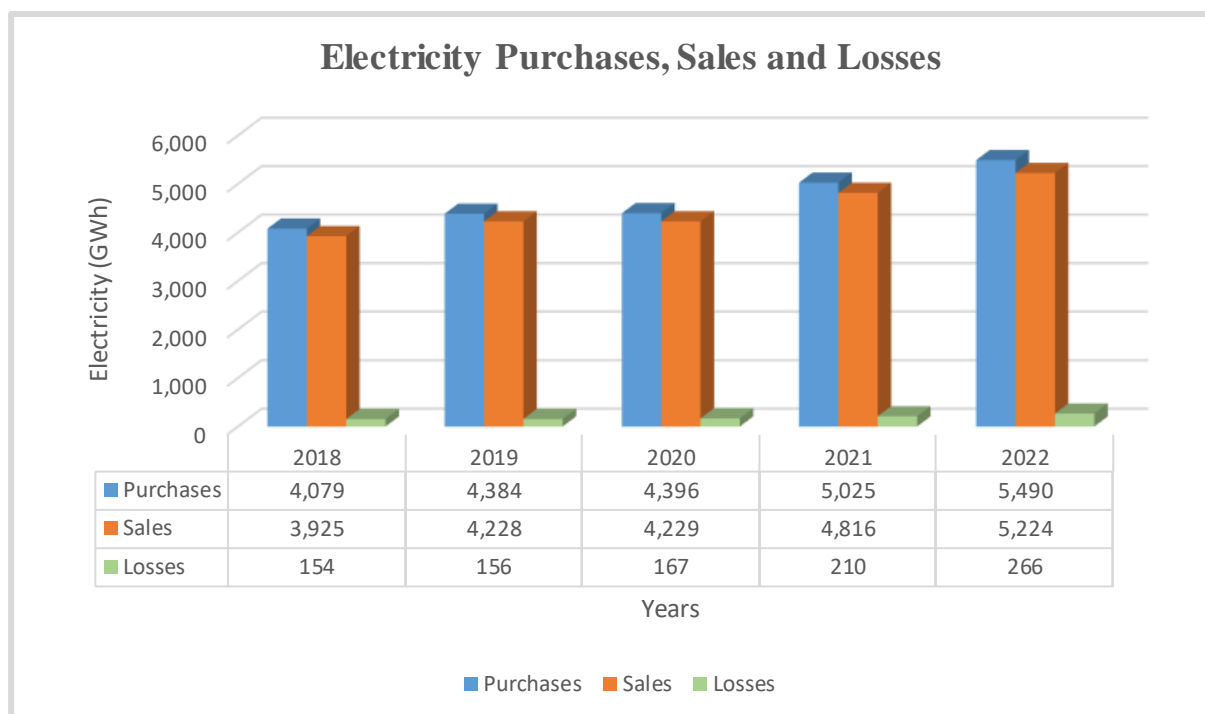


Figure 1.5: Electricity Transmission Purchases, Sales and Losses 2018-2022

1.3.4 Annual UETCL Electricity Sales in GWh (2018-2022)

The table shows that in 2022, UETCL sold a total of 5,224 GWh of electric power. This means an increment of 8.5% from 4,816 GWh sold in 2021. In the year 2021, UETCL experienced some growth in energy purchases and sales recovering from the impact of the COVID-19 pandemic. Like in the previous years, UMEME continued to be the biggest purchaser of electric power from UETCL, with purchases amounting to 4,626 GWh (88.6% of total power purchased) in 2022, while approximately 8.1% went to Exports and the remaining 3.3% was sold to other distribution companies. (*Details are in the appendix iv*)

Table 1.11: Annual UETCL Electricity Sales in MWh (2018-2022)

Year	UMEME	EXPORTS	OTHERS	TOTAL
2018	3,608,110	233,120	84,132	3,925,362
2019	3,821,434	299,221	104,221	4,224,876
2020	3,883,501	222,216	122,552	4,228,270
2021	4,277,407	392,589	147,828	4,817,825
2022	4,626,472	425,140	172,634	5,224,246

Exports: KPLC, TANESCO, DRC, Rwanda

Others: Bundibugyo Co-operative Society, Kilembe Investments Ltd, Pader Abim Co-operative Society, KPLC, TANESCO, Rwanda, DRC SNEL, Ferdsult Kihiihi/Kabale, Pader-Abim (PACMECS), Kilembe Investments Limited(KIL), Kyegegwa Rural Electrification Company Limited(KRECS), Uganda Electricity Distribution Company Limited (UEDCL), WENRECO

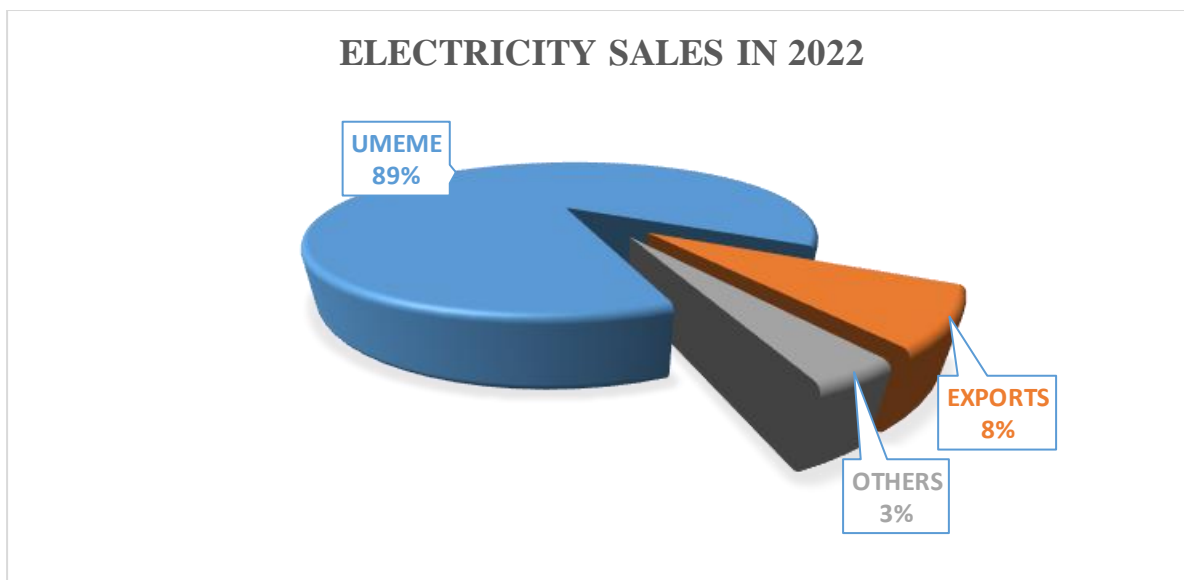


Figure 1.6: Electricity sales in 2022

The figure above shows that in 2022, UMEME continued to be the biggest purchaser of electric power from UETCL, with purchases taking 89% of the total sales.

Table 1.12: Transmission Network Length (Km)

Year	Transmission Length (Km)			
	66kV	132kV	220kV	TOTAL
2018	35	1,527	1,008	2,570
2019	35	1,855	1,008	2,898
2020	35	2,057	1,008	3,100
2021	35	2,348	1,002	3,385
2022	35	2,348	1,002	3,385

Source: ERA ESI database

The total circuit length of transmission lines in the country in the year 2022 amounted to 3,385 km indicating a no increment from 3,385 km recorded in 2021.

1.4 Distribution Statistics

1.4.1 Electricity Purchases, Sales and Losses by distribution Companies

Total electricity purchases by distribution companies in 2022 amounted to 4,789.83 GWh, indicating a 9.3% increase from 4,382 GWh in 2021, while the sales by distribution companies amounted to 3,942.44 GWh, indicating a 10.1% increase from 3,581.14 GWh in 2021. Electricity losses in the distribution system increased by 2.3% from 828.32 GWh in 2021 to 847.39 GWh in 2022.

Table 1.13: Annual Electricity purchases, sales and losses by distribution companies

Year	Purchases (GWh)	Sales (GWh)	Losses (GWh)
2018	3,685.22	3,050.08	635.14
2019	3,899.15	3,226.73	672.42
2020	3,981.94	3,269.09	712.85
2021	4,409.46	3,581.14	828.32
2022	4,789.83	3,942.44	847.39

Source: ERA ESI database

The year 2022 reported the highest purchases, sales and losses within the five-year period, while 2018 recorded the lowest figures of the three variables.

The figure below is a graphical representation of distribution purchases, sales and losses in the period 2018 to 2022. There is a notable gradual increase in the purchases, sales and losses throughout the five-year period as laid out in figure 1.7 below;

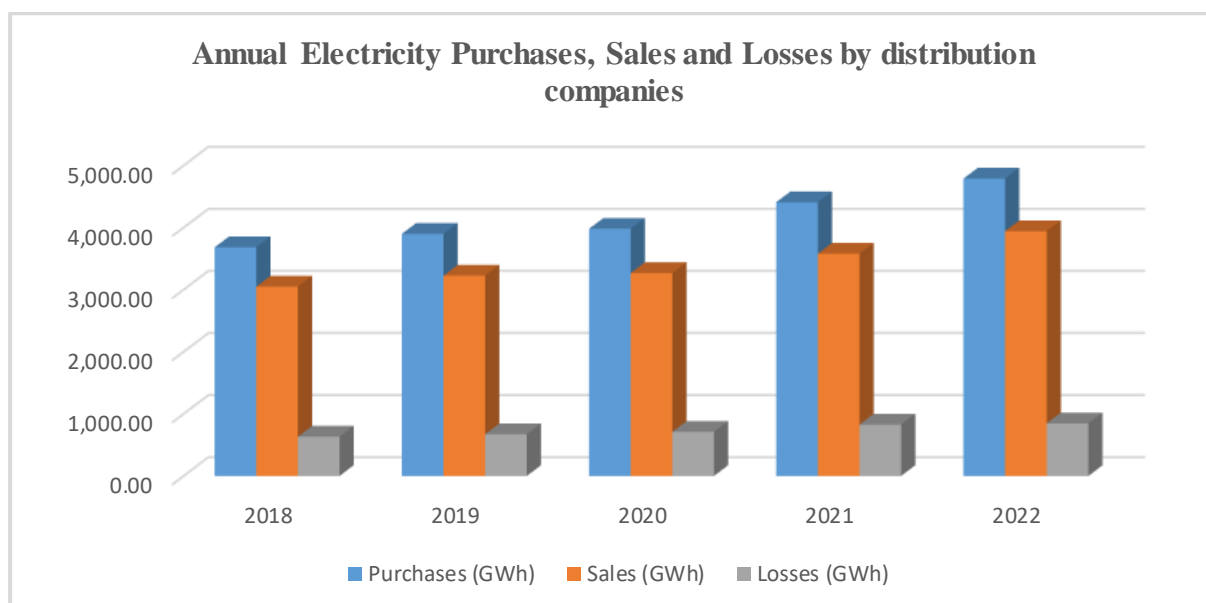


Figure 1.7: Annual Electricity purchases, sales and losses by distribution companies

1.4.2 Electricity Sales by Distribution Companies in Gwh (2022) by customer category

Large industries bought the highest quantity of electricity amounting to 1,050.71 GWh followed by Extra Large industries (1,009.32 GWh), Domestic customers (869.13 GWh), while street lights bought the least electricity amounting to 2.1 GWh. Details of the sales are as shown in the table below;

Table 1.14: Electricity Sales by Distribution Companies in Gwh (2022) by customer category

DISTRIBUTION COMPANY		Domestic	Commercial	Medium Industries	Large Industries	Extra Large	Street Lights	Total
UMEME UGANDA LIMITED	UMEME UGANDA LIMITED	825.58	421.78	545.85	1,043.51	1,009.32	2.05	3,848.09
UGANDA ELECTRICITY DISTRIBUTION COMPANY LIMITED (UEDCL)	CNST	1.85	1.22	0.42				3.49
	EST	2.42	2.11	0.19				4.72
	MWST	2.22	2.99	0.19				5.4
	NEST	2.89	2.57	2.04	1.07		0.05	8.62
	NNWST	4.66	2.61	1.20				8.47
	SST	5.95	4.07	0.82				10.84
	SWST	2.96	2.53	1.61	2.00			9.10
	NWST	9.04	8.12	3.18	4.13			24.47
RST	RST	1.43	0.700					2.13
PACMECS	PACMECS	2.71	0.78					3.49
KILEMBE INVESTMENT LIMITED	KILEMBE INVESTMENT LIMITED	4.15	1.98	0.65				6.78
KYEGEWEA RURAL ELECTRICITY COOPERATIVE SOCIETY	KYEGEWEA RURAL ELECTRICITY COOPERATIVE SOCIETY	3.27	2.33	1.42				7.02
TOTAL		869.13	453.79	557.57	1,050.71	1,009.32	2.1	3,942.62

Source: ERA ESI database

1.4.3 Length of the Distribution Network

The Low Voltage lines (LV) have dominated the distribution network covering 50% of the whole distribution network, this was followed by 38% covered by line 33 kV and lastly 11% covered by 11 kV as registered in 2022

Table 1.15: Length of the Distribution Network

Utility	LV	11 kV	33 kV	Total
Umeme	22802	7264.72	10561.88	40628.6
UEDCL	7931.13	0	12094.579	20025.711
Minigrids	2003.27	32.41	2266.889	4302.565
Total	32736.4	7297.13	24923.35	64956.88

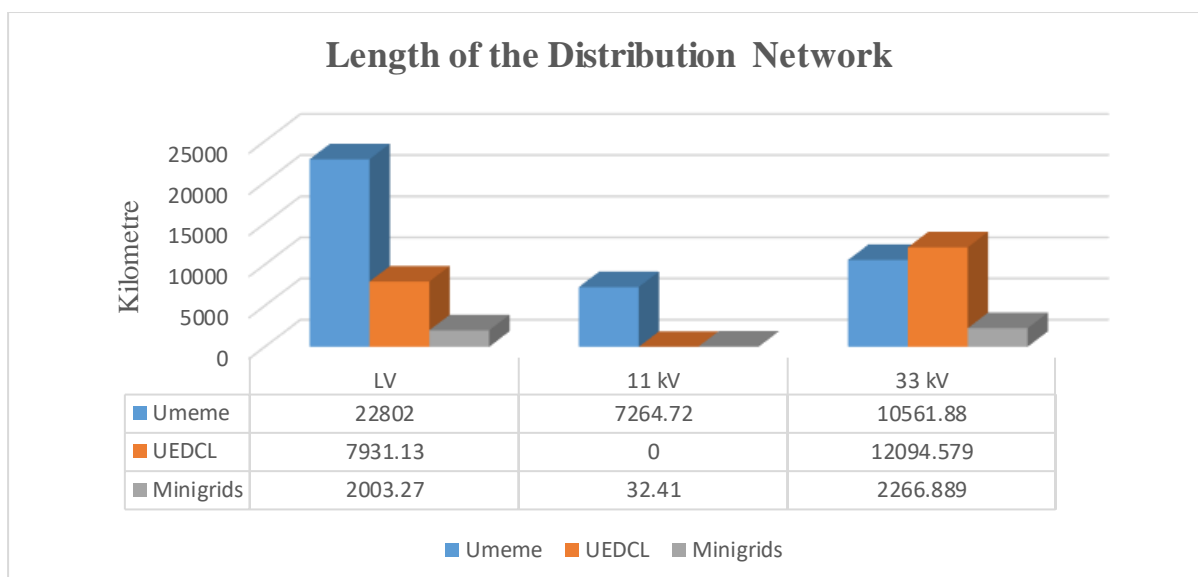


Figure 1.8: Length of the Distribution Network

1.5 Atomic Energy Council

1.5.1 Registered radiation generators by type

The Table below shows that in 2022, Mobile X-ray Machines were registered highly with 250 radiation generators (28%) followed by Fixed X-ray Machine which were registered all under category 3 with 243 (27%) out of the total number of radiation generators registered.

Table 1.16: Registered radiation generators by type 31st December 2022

S/N	Generator Type	Category 1	Category 2	Category 3	Category 4	Category 5	No. of Generators
1	CT Scanner	0	37	0	0	0	37
2	Fluoroscopy Machine	0	30	0	0	0	30
3	C-arm Machine	0	28	0	0	0	28
4	Cathetalizer Machine	0	3	0	0	0	3
5	LINACs	0	1	0	0	0	1
6	Fixed X-ray Machine	0	0	243	0	0	243
7	Mobile X-ray Machine	0	0	250	0	0	250
8	OPG Machine	0	0	12	0	0	12
9	Intra Oral Dental X-ray Machine	0	0	0	105	0	105
10	Mammography Machine	0	0	0	21	0	21
11	Baggage Scanner	0	0	0	100	0	100
12	Cargo Scanners	0	41	0	0	0	41
13	Hand held X-ray Scanners	0	0	14	0	0	14
14	Bone Densitometer	0	0	0	3	0	3
15	Industrial X-ray Machine	0	0	5	0	6	11
16	X-ray Fluorescence	0	0	0	0	6	6
17	Blood Irradiator	0	1	0	0	0	1
	Total	0	141	524	229	12	906

Source: Atomic Energy Council

The bar graph below shows that Mobile X-ray Machine and Fixed X-ray Machine registered most of the radiation generators and under category 4.

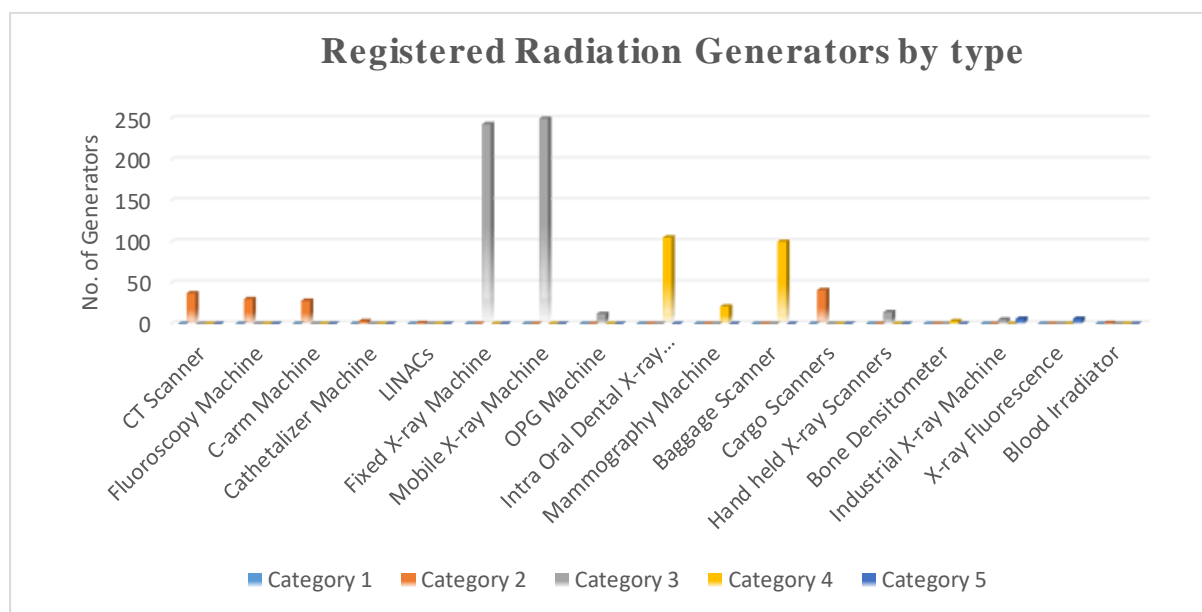


Figure 1.9: Registered radiation generators by type 31st December 2022

1.5.2 Registered radioactive sources by type/radionuclide in 2022

The table above shows that in 2022, approximately 221-radioactive sources were registered by type. Nuclide Cs-137 registered the highest number of Radioactive sources of approximately 93 (42%) followed by Am241:Be with 70 (32%). These radioactive sources were mostly registered under category 4 with 84.2%

Table 1.17: Registered radioactive sources by type/ radionuclide

S/N	Nuclide	Category 1	Category 2	Category 3	Category 4	Category 5	No. of Radioactive Sources
1	Co-60	3	0	0	0	6	9
2	Co-57	0	0	0	0	1	1
3	Ir-192	0	1	0	0	0	1
4	Cs-137	0	0	2	86	5	93
5	Am241:Be	0	0	2	68	0	70
6	Am-241	0	0	0	23	0	23
7	Ra—226	0	0	0	0	2	2
8	Pa-233	0	0	0	0	2	2
9	Th-232	0	0	0	0	2	2
10	Sr-90	0	0	0	0	7	7
11	C-14	0	0	0	1	0	1
12	H-3	0	0	0	2	0	2
13	Ni-63	0	0	0	0	2	2
14	Kr-85	0	0	0	2	0	2
15	Po-210	0	0	0	2	0	2
16	Tl-204	0	0	0	2	0	2
Total		3	1	4	186	27	221

Source: Atomic Energy Council

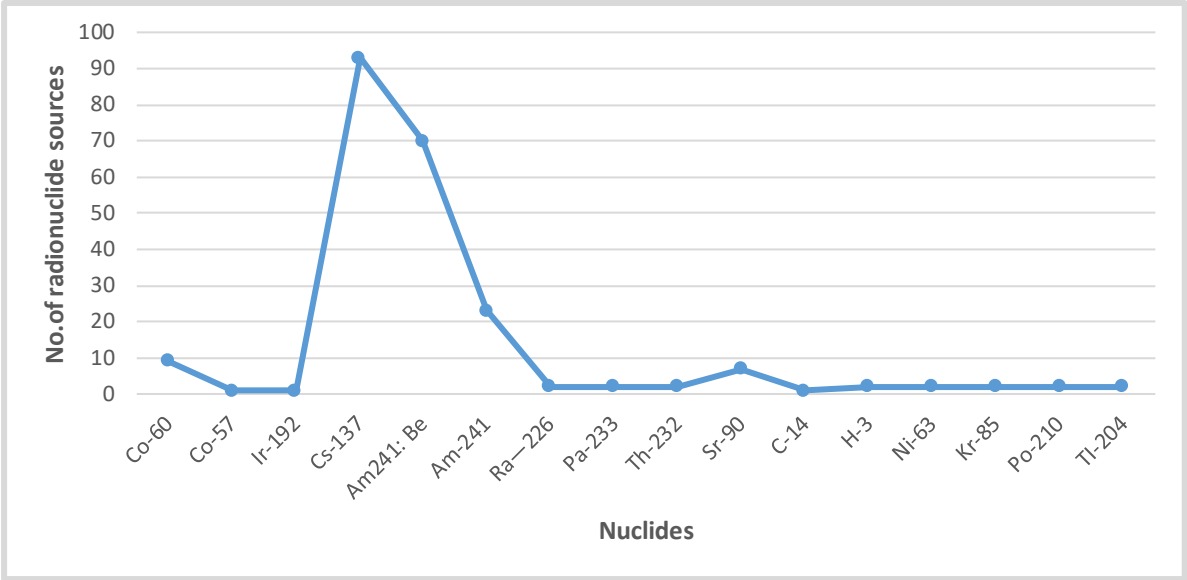


Figure 1.10: Number of Radioactive Sources by Radionuclide

2.0 SUSTAINABLE DEVELOPMENT OF PETROLEUM PROGRAMME STATISTICS

2.1 Petroleum Exploration Development and Production

2.1.1 Status of Licensing (December 2022)

Currently, an acreage of 1,895.6 km² of the Albertine Graben is licensed to four (04) oil licensees which include; TotalEnergies Exploration & Production Uganda B.V (TEPU), CNOOC Uganda Limited (CUL), Armour Energy Limited (AEL) and Oranto Petroleum Limited (OPL).

There are currently nine (9) Production Licenses (PLs) and four (4) Exploration Licenses (ELs) issued in the Albertine Graben. One PL was issued to CUL over the KFDA in February, 2012 while eight (8) Production Licenses (PLs) were awarded to TEPU and Tullow Uganda Operations Pty Ltd by then, the operators of EA1 and EA2 respectively on behalf of their Joint Venture Partners. The licenses include: Ngiri, Jobi-Rii and Gunya Production Licenses awarded to TEPU and Kasamene-Wahrindi, Kigogole-Ngara, Nsoga, Ngege and Mputa-Nzizi-Waraga Production Licenses awarded to TUOP in August, 2016. The Uganda National Oil Company (UNOC) has 15% participating interest in all the licenses issued. It is worth noting that TUOP turned down and transferred all their interests to TEPU. PL applications for Jobi-East and Mpyo in EA1 both operated by TEPU are still under review by government.

Table 2.1: A summary of the status of licensing in the Albertine Graben as at December 2022

Production Licenses					
No	License	Contract Area	Field	Operator	Areal Extent (km ²)
1	PL-01/2012	KFDA	Kingfisher	CUL	344
2	PL-01/2016	LA-1	Kasemene-Wahrindi	TEPU	19.8
3	PL-02/2016	LA-1	Kigogole-Ngara	TEPU	92
4	PL-03/2016	LA-1	Nsoga	TEPU	60.1
5	PL-04/2016	LA-1	Ngege	TEPU	57
6	PL-05/2016	LA-1	Mputa-Nzizi-Waraga	TEPU	85.7
7	PL-06/2016	EA-1	Ngiri	TEPU	50.5
8	PL-07/2016	EA-1	Jobi-Rii	TEPU	121.3
9	PL-08/2016	EA-1	Gunya	TEPU	55
Exploration Licenses					

1	EL-01/2004	EA-1	Mpyo & Jobi East	TEPU	256.2
2	EL-01/2017	Kanywataba CA	Kanywataba	AEL	344
3	EL-02/2017	Ngaasa Shallow Play CA	Ngaasa	OPL	410
4	EL-03/2017	Ngaasa Deep Play CA	Ngaasa	OPL	

The Ministry of Energy and Mineral Development launched the Second Licensing round in May 2019 with five (5) blocks namely; LR2_19_Block 01 (Avivi) (1,026 Km²), LR2_19_Block 02 (Omuka) (~ 750 Km²), LR2_19_Block 03 (Kasuruban) (~ 1,285 Km²), LR2_19_Block 04 (Turaco) (~ 635Km²), LR2_19_Block 05 (Ngaji) (~ 1,230 Km²).

By end of 2022, Production Sharing Agreements negotiations for 2 blocks had been concluded with Uganda National Oil Company Limited and DGR Global of Australia over Kasurubani Block and Turaco Block respectively.

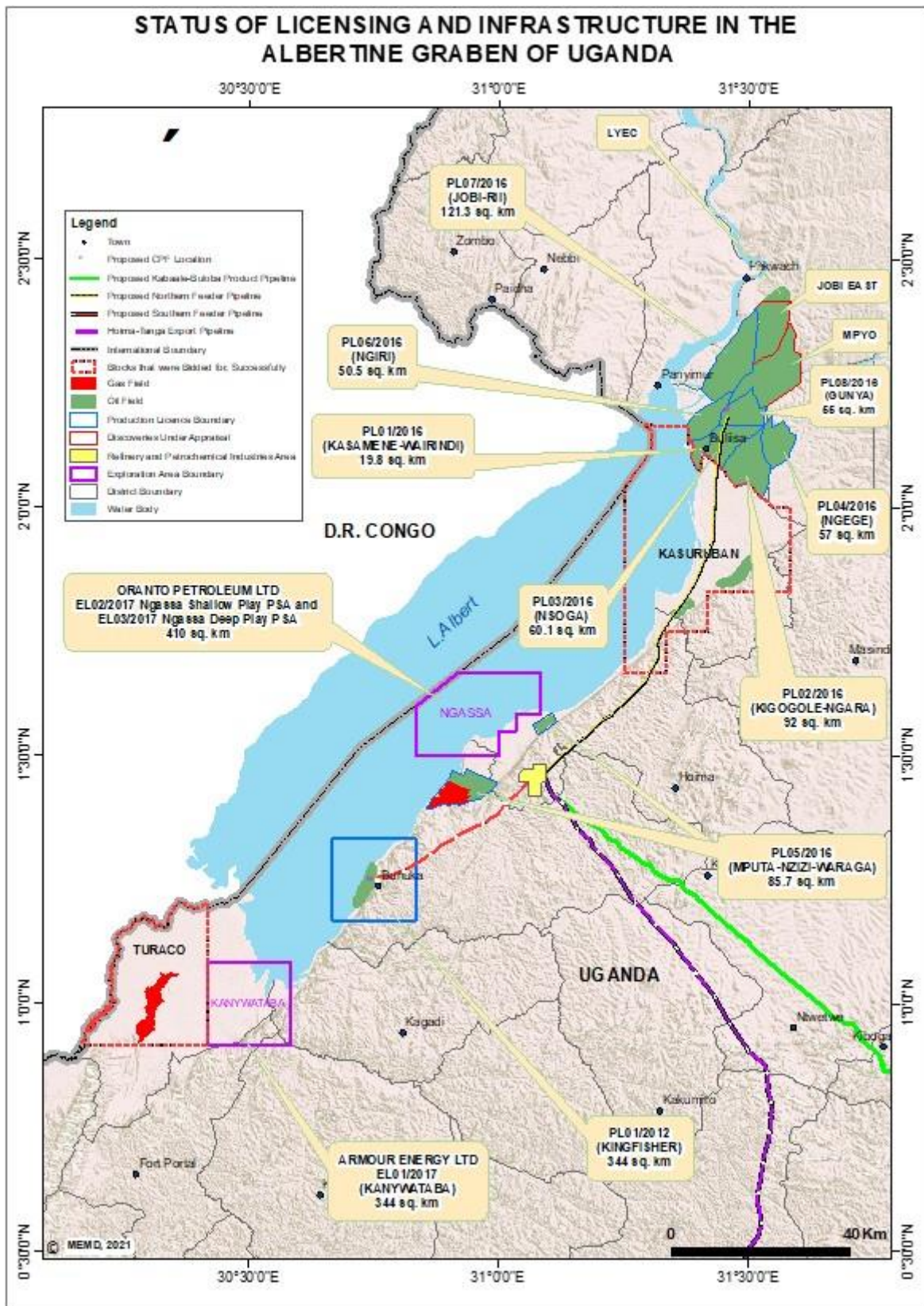


Figure 2.1 : Status of Licensing in the Albertine Graben, Uganda

2.1.2 Investments in the oil and gas sector for 2022

The annual work plans for the oil companies for the calendar year January to December 2022 that were approved amount to US\$ 1,723,477,000. The increase in investments by the oil companies was as a result of the Final Investment Decision (FID) announcement by the companies that took place in February 2022. The major activities undertaken included putting in place facilities to support the production of petroleum from six (06) oil fields located in Buliisa and Nwoya districts. The work that was carried in the year was mainly civil works and establishing support infrastructure for the Central Processing Facility area, well pad construction in Tilenga and are still ongoing.

Over the Kingfisher area, preparations for drilling of development wells was undertaken in 2022 and included installation of conductor pipes in the Kingfisher development area and also the support infrastructure, preliminary works on the Central Processing Facility and the pipeline to Kabale industrial park.

2.1.3 Monthly Non-tax revenues from oil companies

Table 2.2: Monthly Non-Tax Revenues from Oil Companies as at December, 2022

Sn	Source	Rates (USD)	Projected FY 2022/23 Budget (USD)	FY 2023/24 Projections (USD)
1	Training Fees	100,000 USD On average, per Contract Area (CA). Also, this varies from one CA to another.	855,000.0	855,000.0
2	Surface Rental	20 USD per km ² for CA under an exploration License and 500 USD per km ² for CA under a production license .	506,301.5	506,301.5
3	Signature Bonus	100,000 USD on average per Contract Area for new exploration licenses.	200,000.0	0.0
TOTAL			1,561,301.5	1,361,301.5

2.1.4 Petroleum Resources in the country (December, 2022)

The total estimated base case STOIP in the Albertine Graben is estimated at 6.423 billion barrels, of which 1.478 are estimated to be recoverable. The petroleum resources are categorized as follows:

- i. Oil reserves are estimated at 1,042 MMbbl
- ii. Contingent Resources are estimated at 436MMbbl

Table 2.3: Petroleum Resources distribution in the Albertine Graben (December, 2022)

Field/Discovery	STOIIP (MMbbl)	Unrisked Recoverable Resources (MMbbl)
	Field	
Kingfisher	570	203
Mputa	104	21
Nzizi	32	0.8
Waraga	96	23.7
Kigogole	430	100
Nsoga	397	101
Ngara	16	3
Ngege	317	14.3
Kasamene-Wahrindi	175	71.2
Jobi Rii	1,866	470
Ngiri	848	316
Gunya	605	167
Jobi East	698	87
Mpyo	182	48.7
Lyec	14.8	0.2
Sub-Total	6350.55	1627.06
	Discovery	
Ngassa	66.1	16.4
Taitai	6.04	0.48
Karuka	0.31	0.06
Turaco	0	0
Sub-Total	72.45	16.94
Grand Total	6,423	1,644

**The resource values are inclusive of the improved recovery potential and they are unrisked*

2.1.5 Estimates of the prospective resources in the country (December, 2022)

These are quantities of petroleum resources estimated to be potentially recoverable from undrilled accumulations. Several prospects of this category have been identified in the Albertine Graben and are expected to bring additional recoverable resources amounting to 2,077MMbbl.

The estimated prospective resources from undrilled accumulations are summarized in the table below;

Table 2.4: Prospective Resources in the Albertine Graben Sub-Basins

No.	Basin	Prospect	Area (Km ²)	STOIIP (MMbbl)	Risk factor	Resources (MMbbl)
1	Rhino Camp	Mvule	10.70	88.0	0.15	13.2
2		Iti	5.97	45.0	0.15	6.8
3		Avivi	3.30	35.0	0.15	5.3
4		Sambia	6.30	40.0	0.15	6.0
5	Pakwach	Riwu	32.40	57.0	0.15	8.6
6		Raa	13.50	55.0	0.15	8.3

No.	Basin	Prospect	Area (Km ²)	STOIIP (MMbbl)	Risk factor	Resources (MMbbl)
7	N. L. Albert	Til	17.60	210.0	0.15	31.5
8		Ondyek	8.40	53.0	0.20	10.6
9		Alwala	2.50	11.0	0.20	2.2
10		Mparaki	2.30	24.0	0.20	4.8
11		Okuma	12.30	59.0	0.20	11.8
12		Omuka	7.00	71.0	0.20	14.2
13		Pura	25.90	24.0	0.20	4.8
14		Bbegeri	4.90	85.0	0.20	17.0
15		Awaka	21.00	26.0	0.20	5.2
16		Karakogere	5.00	25.0	0.20	5.0
17		Ntera	10.00	76.0	0.20	15.2
18		Kasuruban	14.70	25.0	0.20	5.0
19		Mtonta	4.50	10.0	0.20	2.0
20		Lanya	5.80	17.0	0.20	3.4
21	S. L. Albert	Kisinja	75.60	550.0	0.20	165.0
22		Pelican	41.00	1077.0	0.20	323.0
23		Kingfisher-West	76.00	1240.0	0.32	397.3
24		Crane	44.00	670.0	0.20	202.0
25		Prospect B	26.00	380.0	0.30	114.0
26		Prospect C	7.50	140.0	0.30	42.0
27		Mputa back terrace	1.67	104.0	0.01	1.5
28		Nzizi	5.12	31.5	0.02	0.7
29		Ngambwa	2.00	3.0	0.20	0.6
30	Semliki	Saddle Bill	12.00	763.0	0.15	114.0
31		Turaco	11.50	464.0	0.20	92.8
32		Ntajumba	15.00	287.0	0.30	86.1
33		Erriba	16.90	449.0	0.30	134.7
34		Malimbe	29.10	520.0	0.30	156.0
35		Ndahi	2.59	7.0	0.30	2.1
36		Malachite		30.0	0.30	9.0
37		Kanywataba	2.59	15.0	0.30	5.0
38		Ibis	2.00	37.0	0.20	7.4
39		Squacco	1.50	28.0	0.20	5.6
40		Coucal	20.60	38.6	0.22	8.5
41		Cuckoo	2.00	19.0	0.20	3.8
42	N.L Edward	Nkobe	3.00	9.0	0.22	2.0
43	S.L. Edward	Ngaji	40.00	68.0	0.22	15.0
44		Mpundu	20.00	37.0	0.22	8.1
TOTAL			671.74	8003.1		2077.1

2.1.6 Gas resources (Associated and Non-associated)

Out of the 21 discoveries so far made, 13 fields namely; Turaco, Jobi-Rii, Ngiri, Ngege, Nzizi, Kasamene, Wahrindi, Jobi-East, Nsoga, Gunya, Taitai, Kigogole and Ngassa encountered gas. Both associated gas (dissolved gas) and non-associated (free) gas are in existence in the Albertine Graben. Most of the gas in the Albertine Graben is non-associated gas.

2.1.7 Non – Associated (free) Gas

Gas cap volumes will not be produced until later in the production life of the fields, due to its vital role in providing pressure support during oil production for oil and gas reservoirs. The plans for developing the gas reservoirs are yet to be undertaken. However, national figures have been estimated using a gas blowdown scenario for most of the fields, except for Turaco, Ngassa and Taitai where resources have been estimated using a recovery factor of 65-80%. The total estimated GIIP is 429 Bcf, out of which 334 Bcf is recoverable.

Table 2.5: Non-Associated Gas Volumes

Field / Discovery	GIIP-FREE	Recovery Factor (%)	REC-FREE
	Bcf		Bcf
Nzizi	14.6	55	8.0
Kigogole	0.2	80	0.2
Nsoga	4.7	60	2.8
Ngege	2.8	61	1.7
Kasamene	7.6	85	6.5
Ngassa	0.9	80	0.7
Taitai	1.3	80	1.0
*Turaco	*342	*80	*273.6
JobiRii	32	75	24.0
Ngiri	21	68	14.3
Gunya	1.9	63	1.2
TOTAL	429		334.0

*Contains 80 % CO₂

2.1.8 Associated Gas

For the associated gas, the amount of gas available is dependent on the Gas Oil Ratio. The total amount of dissolved gas in the Albertine Graben for unrisks volumes excluding EOR and prospective resources is 251.6 Bcf. The associated gas produced will be separated from the crude at the CPF and will entirely depend on the oil production. The licensees have proposed utilization of associated gas as fuel for gas power generation, heating system, LPG conversion plus other utilities.

Table 2.6: Associated Gas Volumes

Field / Discovery	STOIIP (MMbbl)	Recoverable (MMbbl)	GOR (SCF/BBL)	Gas Initially in Place(BcF)	Recoverable Gas (Bcf)
Kingfisher	570	203	263	149.9	53.4
Mputa	104	26	153	15.9	4.0
Nzizi	32	1.5	132	4.2	0.2
Waraga	96	23	208	20.0	4.8
Kigogole	430	100	122	52.5	12.2
Nsoga	397	101	120	47.6	12.1
Ngara	16	3	150	2.4	0.5
Ngege	317	14.3	94	29.8	1.3

Field / Discovery	STOIP (MMbbl)	Recoverable (MMbbl)	GOR (SCF/BBL)	Gas Initially in Place(BcF)	Recoverable Gas (Bcf)
Kasamene	147	64.2	310	45.6	19.9
Wahrindi	28	7	300	8.4	2.1
Jobi Rii	1866	470	65	121.3	30.6
Ngiri	848	316	252	213.7	79.6
Gunya	522	167	125	65.3	20.9
Jobi East	698	87	60	41.9	5.2
Mpyo	182	48.7	68	12.4	3.3
Ngassa	66.1	16.4	96	6.3	1.6
TOTAL	6,253	1,648.1		837.1	251.6

2.2 Petroleum Supply and Distribution (Downstream)

This section presents statistics on petroleum supplies and distribution. Such statistics include petroleum products' imports, sales, import bill and Government revenue. It also includes market shares of oil companies and prices of petroleum products.

2.2.1 Petroleum Imports

Monthly imports of petroleum products for 2022 averaged at 93.445 million litres, 4.081 million litres, 82.120 million litres 10.673 million 2.750 million litres and 171,532 litres for petrol, kerosene, and diesel, Jet A1, LPG and HFO respectively (*see table below*). The highest imported petroleum product was Petrol at 1.121 Bn litres followed by Diesel at 985.446m litres.

Table 2.7: Monthly Imports of petroleum products in litres 2022

Month	PMS	BIK	AGO	JET A1	LPG	HFO
	(Litres)	(Litres)	(Litres)	(Litres)	(Kgs)	(Kgs)
Jan-22	101,942,993	3,425,947	74,180,994	9,097,153	3,119,098	5,000
Feb-22	95,687,086	5,382,118	75,514,549	10,688,936	4,134,360	234,099
Mar-22	104,660,366	7,182,152	106,457,459	7,617,375	1,171,547	14,000
Apr-22	93,642,624	4,283,428	89,463,345	12,193,682	2,016,380	129,510
May-22	76,333,902	3,446,848	83,330,852	10,691,147	2,685,824	168,329
Jun-22	92,954,429	2,564,290	82,148,145	8,585,726	3,940,351	269,392
Jul-22	101,665,404	4,011,642	87,637,788	13,189,838	1,220,497	819,199
Aug-22	97,503,265	3,425,085	84,576,011	11,540,012	3,914,638	4,310
Sep-22	88,083,512	5,826,743	68,072,072	12,290,309	2,247,450	77,478
Oct-22	83,174,115	2,463,618	81,806,898	11,807,658	2,621,575	133,463
Nov-22	85,301,803	3,486,431	74,871,413	11,825,695	3,254,224	203,607
Dec-22	100,394,772	3,470,005	77,386,059	8,553,708	2,668,849	-
TOTAL	1,121,344,272	48,968,306	985,445,585	128,081,239	32,994,793	2,058,387
Average	93,445,356	4,080,692	82,120,465	10,673,437	2,749,566	171,532

Source: MEMD, Petroleum Supplies Department

The figure below is a line graph showing monthly petroleum import trends for petrol, kerosene, diesel Jet A1, LPG, and HFO. The graph shows that petrol and diesel monthly imports oscillated between 60 million litres and 100 million litres in 2022 while kerosene and Jet A1 oscillated within zero and 20 million litres. In January, June and December, petrol imports were

visually greater than diesel imports while diesel imports were only greater than petrol imports in March and May. Generally, monthly petroleum imports in 2022 were not consistent.

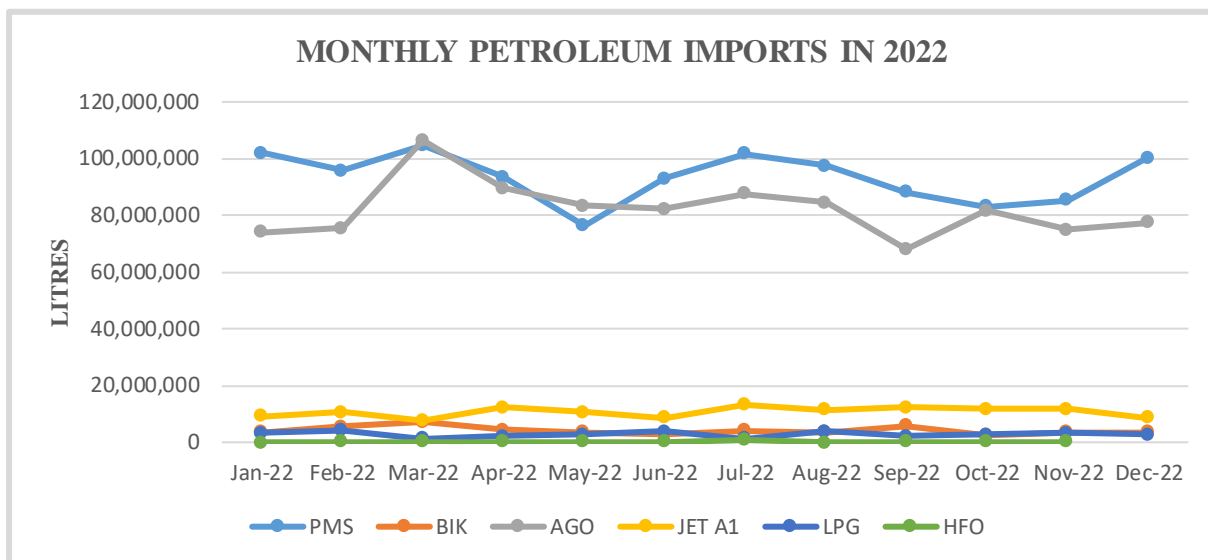


Figure 2.2: Imports of petroleum products in litres

The pie chart below shows that 48% of the total petroleum products imports were Petrol, followed by Diesel at 43%, Jet A1 at 6%, Kerosene at 2%, LPG at 1% and lastly HFO at 0% .

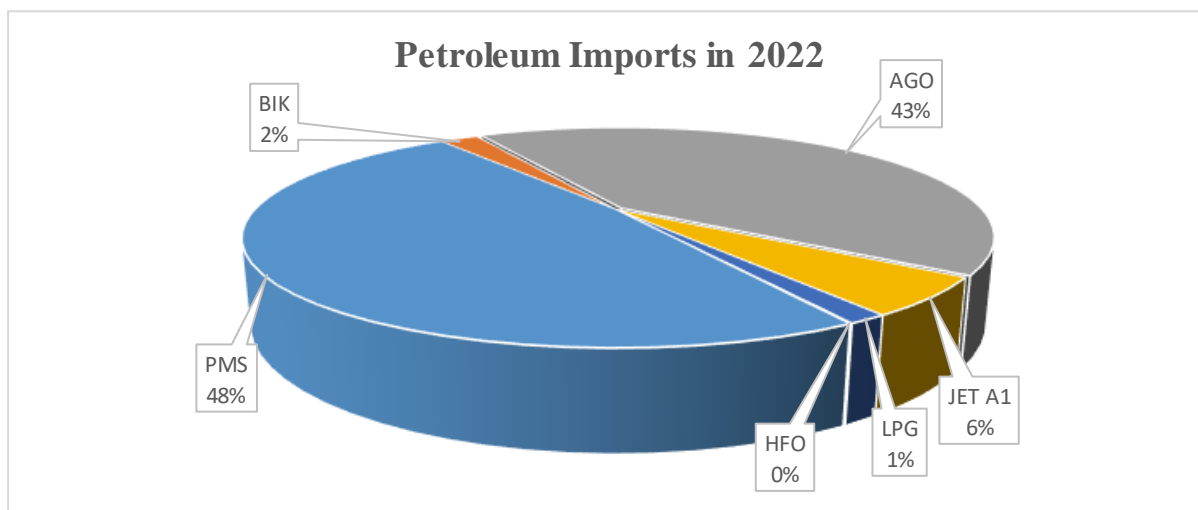


Figure 2.3: Petroleum imports in 2022

2.2.2 Annual Petroleum imports in litres 2018-2022

Overall volumes of white petroleum product imports increased by 2% from the 2.30 billion litres imported in 2021 to 1.98 billion litres imported in 2022.

Table 2.8: Annual Petroleum imports in litres 2018-2022

Year	TOTAL IMPORTS SUMMARY				
	PMS	BIK	AGO	JET	TOTAL
2018	930,541,768	57,658,460	982,220,283	133,518,534	1,970,420,511
Annual change (%)	8	-7	5	-2	

2019	1,006,824,202	53,466,003	1,030,057,910	131,099,506	2,090,348,115
Annual change (%)	-7	-14	-45	-45	
2020	939,529,043	45,871,200	992,229,532	69,607,710	1,977,629,774
Annual change (%)	14	17	8	48	
2021	1,073,231,798	53,620,231	1,067,935,867	103,340,693	2,298,128,589
Annual change (%)	4	-9	-8	-7	
2022	1,121,344,272	48,968,306	985,445,585	95,894,178	2,251,652,341

Source: MEMD, Petroleum Supplies Department

The figure below shows a generally constant import trend for kerosene while petrol, diesel and Jet had fluctuating trends from 2018 to 2022. From 2018 to 2021, Diesel imports were higher than Petrol imports. In 2021 both Petrol and Diesel had approximately equal import figures with Petrol slightly higher than Diesel. In 2022, whereas there was an increase in Petrol imports, there was a fall in all the other Petroleum imports.

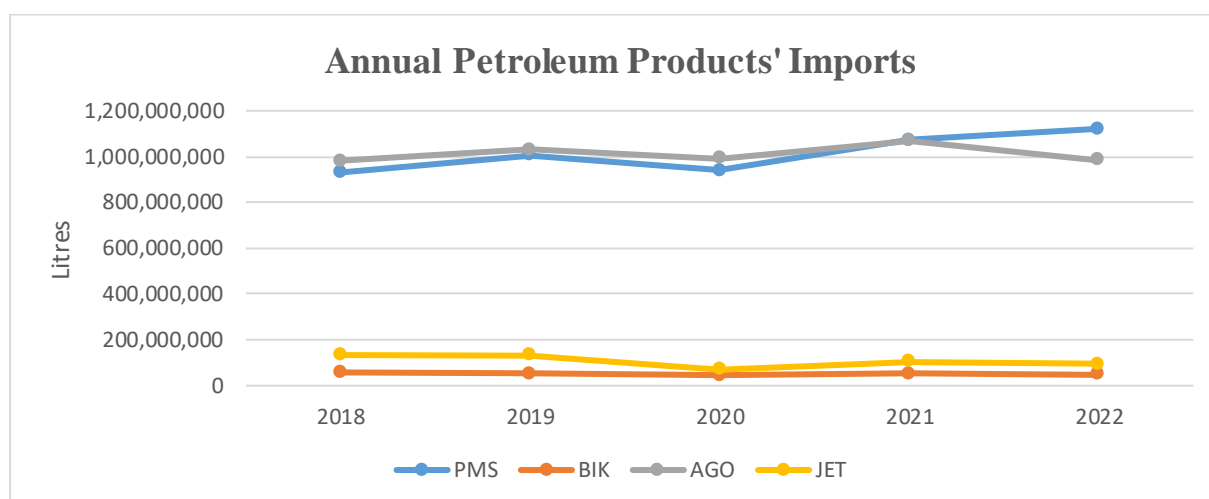


Figure 2.4: Annual Petroleum imports in litres 2018-2022

2.2.3 Monthly Import bill and Government revenue (UGX) 2022

The country's import bill in 2022 amounted to UGX 10,493 billion with the corresponding Government revenue amounting to UGX 2,249 billion.

Table 2.9: Monthly Import bill and Government revenue (UGX) 2022

Month	Import bill (Billion shs.)	Government revenue (Billion shs.)
Jan-22	740	192
Feb-22	705	184
Mar-22	824	213
Apr-22	817	202
May-22	830	202
Jun-22	677	164
Jul-22	844	182
Aug-22	868	176
Sep-22	1,150	212
Oct-22	1,016	185
Nov-22	967	159
Dec-22	1,055	178
Total	10,493	2,249

Month	Import bill (Billion shs.)	Government revenue (Billion shs.)
Average	874.42	187.42

Source: MEMD, Petroleum Supplies Department

From table, September recorded the highest import bill and revenue figures, amounting to UGX 1,150 billion and UGX 212 billion, respectively. On the other hand, the lowest import bill was recorded in June, amounting to UGX 677 billion while within the same month, Government revenue recorded its lowest figure of UGX 164 billion.

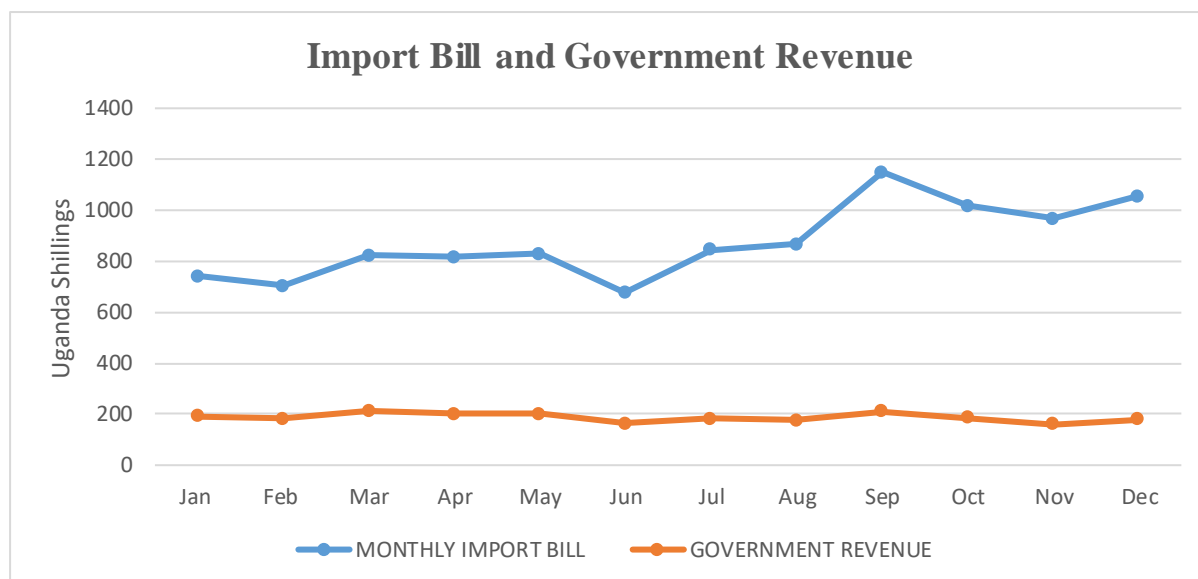


Figure 2.5: Import Bill and Government Revenue for 2022

Table 2.10: Market share (%) of Oil Marketing Companies 2022

No	OMC Name	% Market share	Squares of Market share
1	VIVO ENERGY UGANDA LTD	17.40	302.76
2	TOTAL UGANDA LIMITED	13.48	181.7104
3	NILE ENERGY LIMITED	5.64	31.8096
4	STABEX INTERNATIONAL LIMITED	5.36	28.7296
5	GASLINE PETROLEUM ENERGY (U) LIMITED	3.25	10.5625
6	MOIL (U) LIMITED	3.25	10.5625
7	HASS PETROLEUM (U) LIMITED	3.11	9.6721
8	DOLPHIN PETROLEUM LTD	3.01	9.0601
9	CITY OIL (U) LIMITED	2.62	6.8644
10	RUBIS ENERGY UGANDA LIMITED	2.36	5.5696
11	TORCH ENERGY LIMITED	2.28	5.1984
12	PETRO UGANDA LIMITED	2.14	4.5796
13	LUQMAN PETROLEUM LTD	2.03	4.1209
14	EUROPET LTD	1.79	3.2041

No	OMC Name	% Market share	Squares of Market share
15	ASHARAMI UGANDA LTD	1.65	2.7225
16	DALBIT U LTD	1.54	2.3716
17	VITRO ENERGY LIMITED	1.41	1.9881
18	GASCO ENERGY (U) LTD	1.39	1.9321
19	BE ENERGY	1.38	1.9044
20	ONE PETROLEUM (U) LTD	1.37	1.8769
21	PROMPET ENERGY LTD	1.32	1.7424
22	LAKE OIL UGANDA LIMITED	1.30	1.69
23	PETROCITY ENTERPRISES (UGANDA) LTD	1.27	1.6129
24	OIL GEN GAS (U) LTD	1.17	1.3689
25	TEXAS ENERGY LTD	1.15	1.3225
26	TOSHA (U) LIMITED	1.14	1.2996
27	LEADWAY PETROLEUM (U) LIMITED	1.07	1.1449
28	OILWELL PETROLEUM LTD	1.07	1.1449
29	ORYX OIL UGANDA LIMITED	1.03	1.0609
30	OLYMPIC PETROLEUM U LIMITED	0.94	0.8836
31	GP GLOBAL	0.91	0.8281
32	MOUNT MERU PETROLEUM (U) LTD	0.87	0.7569
33	AFRICA OIL (U) LTD	0.74	0.5476
34	FAHAAB ENERGY	0.73	0.5329
35	OIL ENERGY U LTD	0.73	0.5329
36	NET GAS ENERGY U LTD	0.72	0.5184
37	EAST AFRICAN GASOIL (U) LTD	0.67	0.4489
38	ROCK GLOBAL (U) LTD	0.64	0.4096
39	HARED PETROLEUM LIMITED	0.61	0.3721
40	OLA ENERGY UGANDA LIMITED	0.60	0.36
41	UGANDA NATIONAL OIL COMPANY LTD	0.54	0.2916
42	REGNOL OIL LIMITED	0.51	0.2601
43	DAWSON SERVICES LIMITED	0.44	0.1936
44	AINUSHAMSI ENERGY (U) LIMITED	0.43	0.1849
45	OIL COM (U) LIMITED	0.36	0.1296
46	ILADE OIL COMPANY LTD	0.36	0.1296
47	PACIFIC PETROLEUM UGANDA LTD	0.36	0.1296
48	DON (U) LIMITED	0.27	0.0729
49	MAXOL (U) LTD	0.25	0.0625
50	DALLAS ENERGY LTD	0.24	0.0576

No	OMC Name	% Market share	Squares of Market share
51	AFRICA FUELS AND LUBRICANTS	0.19	0.0361
52	TEXOL ENERGIES LTD	0.18	0.0324
53	NEXUS PETROLEUM LTD	0.12	0.0144
54	AXXOL PETROLEUM LIMITED	0.10	0.01
55	MOTOGAS UGANDA LIMITED	0.10	0.01
56	DAHABLE LIMITED	0.09	0.0081
57	AMEX PETROL (U) LTD	0.09	0.0081
58	PETRONIX ENERGIES (SMC) LTD	0.05	0.0025
59	CENEX ENERGY (U) LTD	0.05	0.0025
60	CLEAN OIL (U) LTD	0.03	0.0009
61	JAGUAR ENERGY LTD	0.02	0.0004
62	DEVON PETROLEUM SMC LTD	0.02	0.0004
63	NYALKARAN ENTERPRISE (U) LIMITED	0.01	0.0001
64	IMPERIAL GAS SUPPLY (U) LTD	0.01	0.0001
65	SHIRE PETROLEUM COMPANY LTD	0.01	0.0001
66	RAMEX PETROLEUM (U) LTD	0.01	0.0001
67	CLARITY PETROLEUM LIMITED	0.01	0.0001
68	ECO PETRO (U) LTD	0.01	0.0001
69	AFRO PETROLEUM (U) SMC LTD	0.01	0.0001
70	GPEX OIL LIMITED	0.01	0.0001
71	OILWAY PETROLEUM LIMITED	0.00	0
72	RALA PETRO STATION	0.00	0
73	MASONS (U) LTD	0.00	0
74	HSON UGANDA LTD	0.00	0
75	MITRA ENERGY UGANDA LTD	0.00	0
76	SICPA (U) LTD	0.00	0
77	RED CONCEPTS LTD	0.00	0
78	MOGAS UGANDA LIMITED	0.00	0
	TOTAL	100.00	647.42

Source: MEMD, Petroleum Supplies Department

Herfindahl Hirschman Index (HHI)

This index weighs the size of various Petroleum firms in relation to the entire industry. It also indicates the level of competition amongst all industrial players.

Note:

A HHI index below 0.01 (or 100) indicates a highly competitive index.

A HHI index below 0.15 (or 1,500) indicates an unconcentrated index.

A HHI index between 0.15 to 0.25 (or 1,500 to 2,500) indicates moderate concentration.

A HHI index above 0.25 (above 2,500) indicates high concentration.

A small index indicates a competitive industry with no dominant players.

The HHI of 647.42 in the above table implies that the industry is unconcentrated. This indicates that the market is not highly influenced by any company, and thus making it competitive.

2.2.4 Consumption of petroleum products in different sectors 2022

It is clearly shown in the table below that during the year 2022, Petrol was the most consumed petroleum product with 1.121 Bn litres being consumed out of the overall total of 2.318 Bn Litres followed by 0.99 Bn litres of Diesel (AGO), 0.128 of Jet Fuel A1, 0.049 Bn litres of Kerosene (BIK), 0.033 Bn litres of LPG, and lastly 0.002 Bn litres of Fuel Oil (HFO). However, Bitumen and Lubricants were not consumed all through the year 2022

Table 2.11: Consumption of petroleum products in different sectors 2022

Sector	Petrol (PMS)	Diesel (AGO)	Kerosene (BIK)	Jet Fuel A-1	Fuel Oil (HFO)	Lubricants	Bitumen	LPG	Total
<i>Industry</i>	112,134,427	295,634,224	39,175,044		2,058,387				449,002,082
<i>Transport</i>	-	-	-						-
<i>Road</i>	841,007,359	551,849,637	-					-	1,392,856,996
<i>Rail</i>	-	39,417,440	-					-	39,417,440
<i>Domestic Aviation</i>	-	-	-	128,081,239				-	128,081,239
<i>Water Transport</i>	56,066,369	-	-					-	56,066,369
<i>Residential</i>	-	-	9,793,262					20,456,772	30,250,034
<i>Commercial / Public Services</i>	-	-	-					12,537,245	12,537,245
<i>Agriculture / Forestry</i>	56,066,369	-							56,066,369
<i>Fisheries</i>	56,069,748	98,544,284							154,614,032
<i>Unspecified</i>	-	-							-
Total Consumption	1,121,344,272	985,445,585	48,968,306	128,081,239	2,058,387	-	-	32,994,017	2,318,891,806

Source: MEMD, Petroleum Supplies Department

The pie chart below illustrates that in the year 2022, Petrol was the most consumed petroleum product with 48.4% of the overall total followed by Diesel (AGO) 42.5%, Jet Fuel A1 5.5% and Kerosene (BIK) 2.1%, LPG 1.4% and lastly Fuel Oil (HFO) 0.1%.

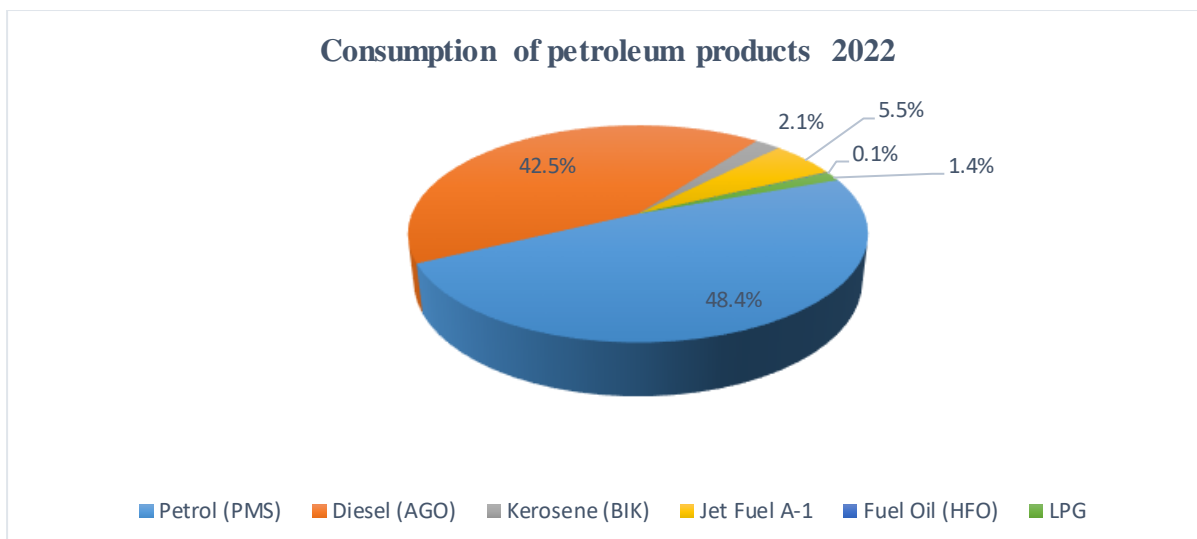


Figure 2.6: Consumption of petroleum products 2022

2.2.5 Prices of Petroleum Products

The table below shows that, on the local market, petrol registered the highest prices in 2022 averaging at shs 5,756.8 per litre, followed by Diesel at shs 5,493.7 per litre and finally Kerosene at shs 4,135.0 per litre. The prices of petrol stabilised from July to September at shs. 6,590 per litre. On the other hand, Kerosene prices remained constant at shs 4,500 from July to December while prices for Diesel started increasing from February to August and started falling from September to December.

Table 2.12: Monthly local pump prices of Petroleum Products (UGX) in 2022

Month	Petrol (UGX)	Kerosene (UGX)	Diesel(UGX)
Jan-22	5,000	3,500	4,250
Feb-22	5,050	3,600	4,270
Mar-22	5,240	3,650	4,590
Apr-22	5,310	3,850	5,320
May-22	5,440	4,000	5,470
Jun-22	5,967	4,020	5,970
Jul-22	6,590	4,500	6,313
Aug-22	6,590	4,500	6,340
Sep-22	6,590	4,500	6,170
Oct-22	6,233	4,500	5,963
Nov-22	5,693	4,500	5,686
Dec-22	5,379	4,500	5,582
Average	5,756.8	4,135.0	5,493.7

Source: MEMD, Petroleum Supplies Department

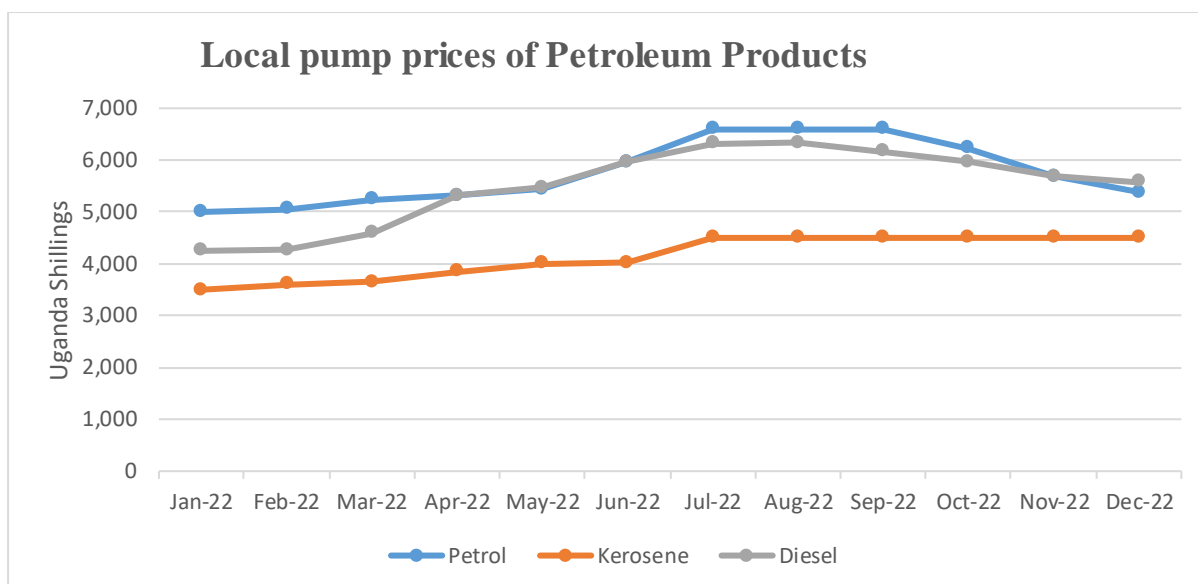


Figure 2.7: Monthly local pump prices of Petroleum Products in 2022

2.2.6 Monthly International Crude oil prices -\$/Bbl for 2022

The Crude oil prices in the year 2022 averaged at USD 99.80 (OPEC), USD 93.32 (Nymex) and USD 98.49 (Brent). The decreasing price trend for crude petroleum products prevailed for most months of 2022. In the month of June, the crude prices were at their highest peak and stood at an average of US\$ 117.23, 114.25 and 116.03 per barrel for Opec Basket, Nymex Lt. Sweet and Nymex Lt. Sweet, respectively

The table below shows the detailed Monthly International crude oil prices for the OPEC, Nymex and Brent baskets for the year 2022

Table 2.13: Monthly International Crude oil prices -\$/Bbl for 2022

MONTH	OPEC in US\$	Nymex (WTD)in US\$	Brent (ICE) in US \$
Jan-22	85.34	81.81	84.37
Feb-22	95.10	93.18	95.03
Mar-22	113.32	109.59	111.98
Apr-22	105.28	100.93	103.71
May-22	113.06	109.56	111.23
Jun-22	117.23	114.25	116.03
Jul-22	108.16	101.73	106.77
Aug-22	101.72	91.58	98.21
Sep-22	95.32	80.31	90.55
Oct-22	93.62	83.50	92.14
Nov-22	89.73	80.38	90.50
Dec-22	79.68	73.00	81.33
Total	1,197.56	1,119.82	1,181.85
Average	99.80	93.32	98.49

Source: MEMD, Petroleum Supplies Department

The fall of crude petroleum products prices prevailed steadily from August of 2022 until December reaching the lowest average price of US\$ 79.68, US\$ 73.00 and US\$ 81.33 per barrel for Opec Basket, Nymex Lt. Swt. and Brent respectively

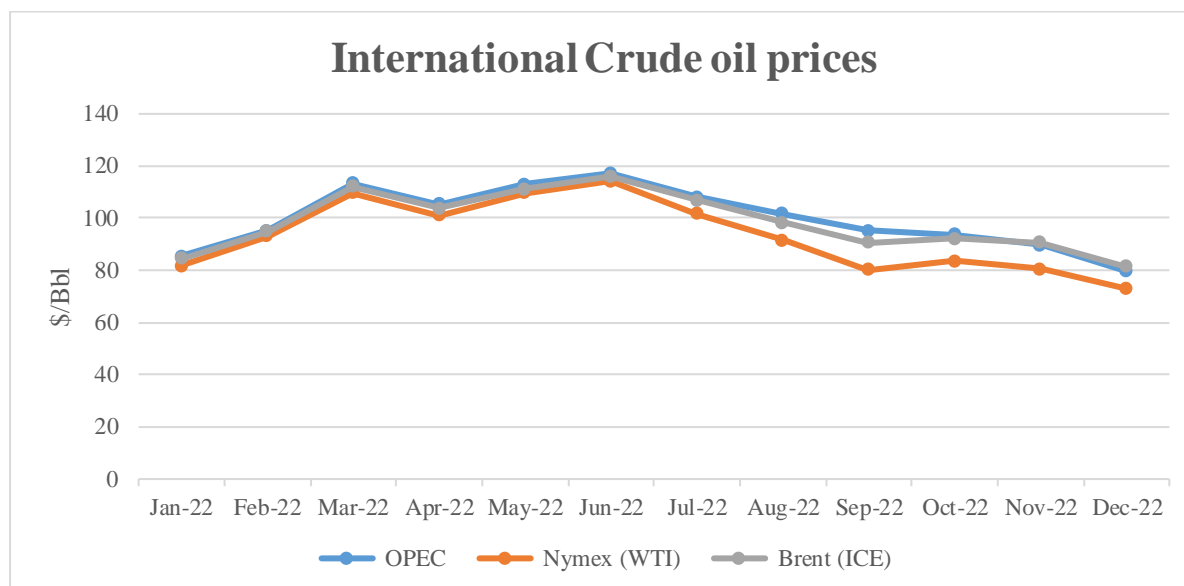


Figure 2.8: Monthly International Crude oil prices for 2022

2.2.7 International Refined Petroleum Product Prices for 2022

Average prices for Nymex Gasoline and Nymex Heating Oil was 305.1 \$/gal and 198.26 \$/gal respectively. The price was at its highest peak in May with Nymex Gasoline standing at 401.58 \$/gal and Nymex Heating Oil 209.55 \$/gal. The prices of refined products registered a sharp decline from June to September.

Table 2.14: Monthly International Refined product prices in US \$/Gal for 2022

Month	Nymex Gasoline \$/Gallon	Nymex Heating Oil \$/Gallon
Jan-22	229.89	189.19
Feb-22	273.86	202.03
Mar-22	347.00	199.98
Apr-22	347.21	207.07
May-22	401.58	209.55
Jun-22	388.48	191.58
Jul-22	344.71	198.01
Aug-22	301.75	189.02
Sep-22	246.36	198.63
Oct-22	273.46	195.76
Nov-22	260.96	193.31
Dec-22	245.95	204.96
Total	3661.21	2379.09
Average	305.1008	198.2575

Source: MEMD, Petroleum Supplies Department

Graphically, it shows that Nymex Gasoline and Nymex Heating Oil were at their peak in the month of May. Nymex Gasoline oscillated between 200 \$/gal and 400 \$/gal while Nymex Heating Oil oscillated between 150 \$/gal and 200 \$/gal.

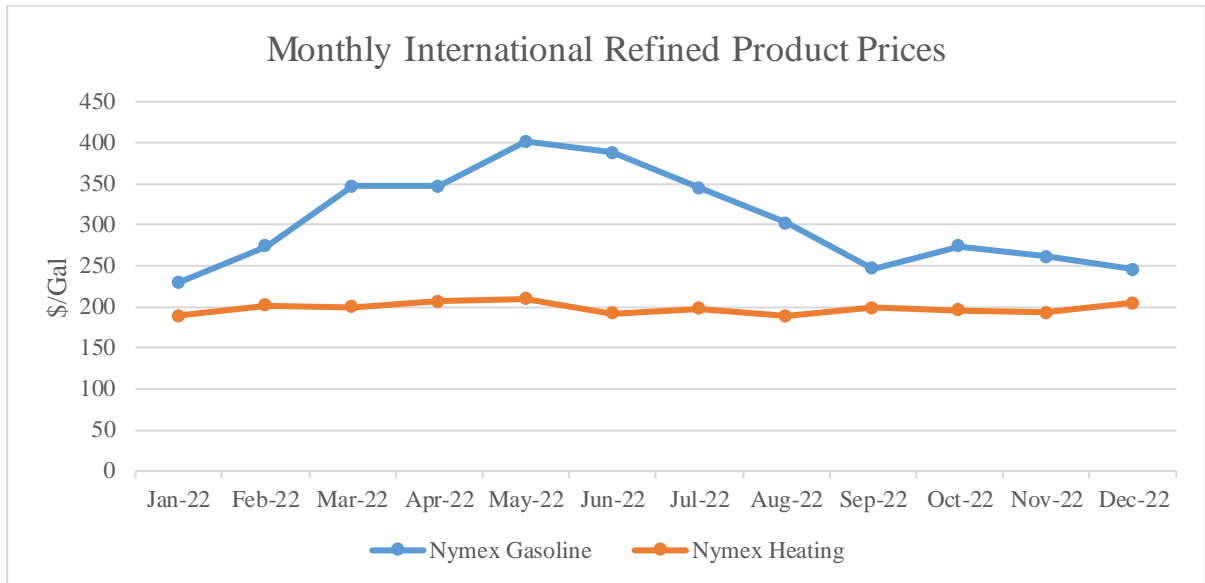


Figure 2.9: Monthly prices of International refined products in 2022

3.0 MINERAL DEVELOPMENT PROGRAMME STATISTICS

This section provides statistics of the whole Mineral value chain for the country, including mineral production, exports, licensing and Non-Tax Revenue for the year 2022.

3.1 Mineral Production

3.1.1 Quarterly Mineral Production in Tonnes (2022)

Total mineral production in 2022 amounted to 1.72 million tonnes, valued at UGX 199.22 billion, indicating a 46% decline compared to 2.5 million tonnes produced in 2021. This decline was due to the continued export ban on unprocessed minerals.

Limestone was the most produced mineral in the year 2022 amounting to 745,377 tonnes (43.4%), followed by Pozollana amounting to 584,127 tonnes (34%). These were valued at UGX. 90.9 billion (Limestone) and UGX. 12.4 billion (Pozollana).

Table 3.1: Quarterly Mineral Production in Tonnes (2022)

Mineral	Average Price per Tonne in 10 ³ UGX	Jan-March	Apr-June	Jul-Sept	Oct-Dec	Total Production (Tonnes)	Total Value of Production (1000 UGX)
Diatomite	31	21	-	-	-	21	642
Dimesion stone	70	86	119	146	146	497	34,593
Feldspar	186	509	159	400	320	1,388	258,226
Gold	192,499,200	0.003	0.003	0.001	0.001	0.008	1,545,769
Granite	51	69	70	52	14	205	10,378
Graphite	3,476	-	-	-	-	-	-
Iron Ore	558	30,000	40,000	27,600	5,000	102,600	57,295,636
Kaolin	506	24	35	50	117	226	114,375
Limestone	122	173,606	184,064	200,132	187,575	745,377	90,936,034
Marble	151	828	528	693	3,120	5,169	778,581
Pozzolana	21	121,265	107,237	190,234	165,391	584,127	12,436,062
Syenitic Aggregate	31	15,323	16,816	21,737	35,355	89,231	2,729,571
Vermiculite	1,038	6,182	6,971	4,744	5,050	22,947	23,827,318
Volcanic Ash	21	5,747	80,639	29,399	49,452	165,237	3,517,889
Wolfram	71,913	24	19	20	17	80	5,739,579
Total						1,717,105	199,224,654

The Figure 3.1 below is a graphical representation of the minerals produced in 2022

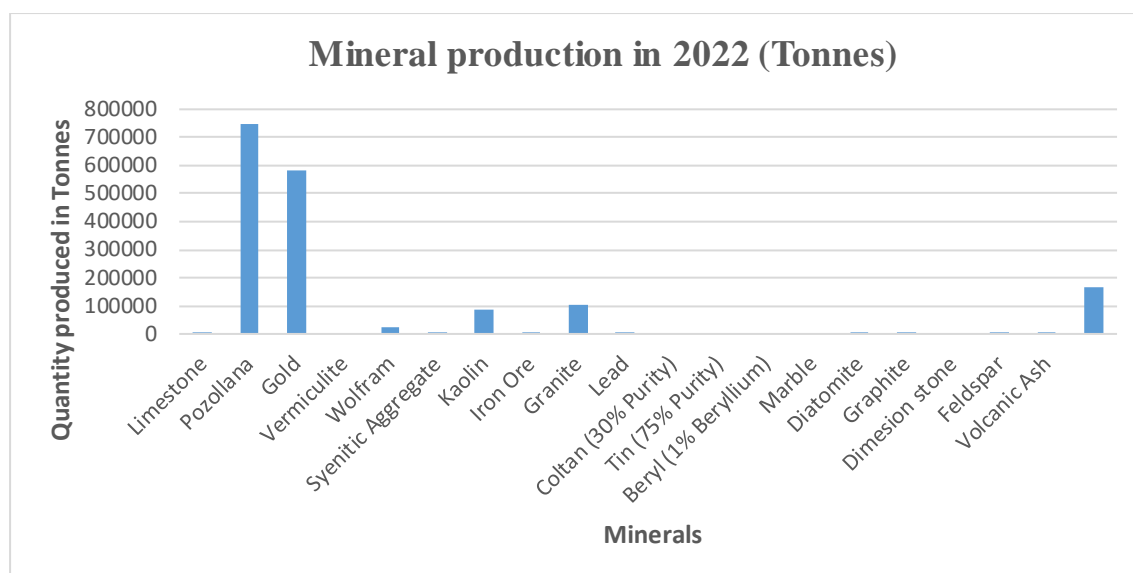


Figure 3.1: Annual Mineral Production in Tonnes (2018 -2022)

The year 2022 registered the lowest mineral production throughout the five-year period while 2019 recorded the highest production. Details are as shown in Table 3.2 below;

Table 3.2: Annual Mineral Production in Tonnes (2018 – 2022)

Year	Quantity in Tonnes				
	2018	2019	2020	2021	2022
Limestone	1,166,741.33	1,049,909.12	687,026.70	890,370.63	745,377
Pozollana	762,768.19	1,074,294.39	1,036,469.83	1,535,088.98	584,127
Gold	0.01	0.17	0.01	0.0125	0.008
Vermiculite	1,213.20	9,673.60	14,170.30	21,753.90	22,947
Wolfram	45.4	182.24	14.43	52.09	80
Syenitic Aggregate	82,715.64	126,034.10	41,637.86	9,805.60	89,231
Kaolin	40,774.04	10,447.76	12,014.43	10,263.86	226
Iron Ore	9,000.00	-	-	57,168.56	102,600
Granite	9,000.00	219	103	483	205
Lead	9,000.00	-	33	-	-
Coltan (30% Purity)	4.59	11.26	172.66	30	-
Tin (75% Purity)	180.3	21.59	-	9.46	-
Beryl (1% Beryllium)	-	15	186.24	35	-
Marble			3,969.08	4,331.61	5,169
Diatomite			96.32	432.5	21
Graphite				-	-
Dimesion stone					497
Feldspar					1,388
Volcanic Ash					165,237
Grand Total	2,081,442.70	2,270,808.23	1,795,893.86	2,529,825	1,717,105

Limestone and Pozollana were the most produced minerals throughout the five-year period. These were followed by Syenitic Aggregates and others as shown in the Figure 3.2 below.

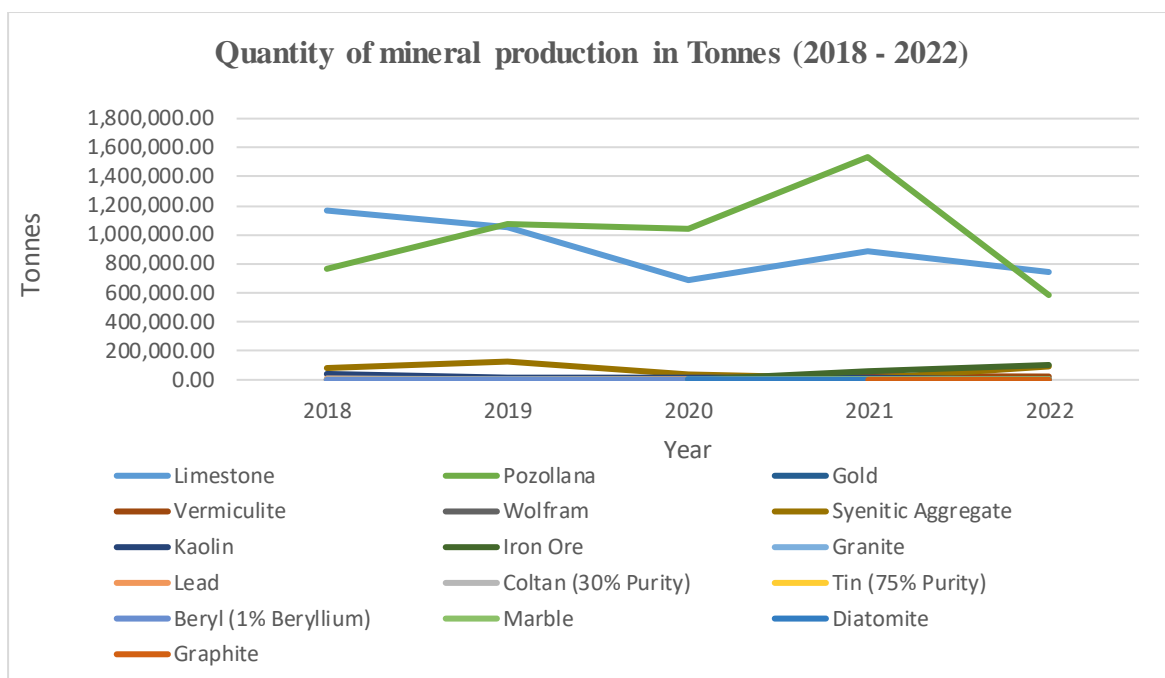


Figure 3.2: Quantity of Mineral Production in Tonnes (2018 -2022)

3.1.2 Non-Tax Revenue Collected in 2022

The total Non-Tax Revenue collected in 2022 amounted to UGX. 8.02 billion, indicating a 33.6% decline compared to UGX. 12.08 billion collected in 2021. Royalties paid by mineral dealers were the biggest source of NTR contributing 62% of the total NTR collected, followed by Mineral rents contributing 30%, mineral dealers' license fees (4%), and other fees as detailed in the table 3.3 below;

Table 3.3: NTR collected in 2022

TAX HEAD	Jan - Mar	Apr- May	Jun - Aug	Oct - Dec	TOTAL
Annual Mineral Rents (Other Than for Prospecting License)-	602,125,000	883,350,000	567,675,000	327,400,000	2,380,550,000
Royalties Paid by Holders of Mineral Rights Or Mineral Dealers-	1,386,471,857	1,393,695,193	928,981,784	1,260,222,324	4,969,371,158
Mineral Dealers License-	108,000,000	90,000,000	78,000,000	28,000,000	304,000,000
Application For a Prospecting License-	11,000,000	500,000	0	1,000,000	12,500,000
Registration Of Mining Instruments-	6,000,000	500,000	2,000,000	1,500,000	10,000,000
Application For Exploration License-	33,000,000	22,000,000	25,000,000	42,000,000	122,000,000
Application For aLocation License-	4,800,000	800,000	3,200,000	800,000	9,600,000
Application For a Mining Lease-	5,000,000	0	10,000,000	0	15,000,000
Application For Renewal of a Location License-	6,000,000	3,000,000	18,000,000	12,000,000	39,000,000

TAX HEAD	Jan - Mar	Apr- May	Jun - Aug	Oct - Dec	TOTAL
Application For Renewal of Exploration License-	5,000,000	6,000,000	10,000,000	10,000,000	31,000,000
Application For Renewal of Retention License-	0	0	0	5,000,000	5,000,000
Extract From Any Registered Instrument-	1,500,000	1,000,000	0	1,500,000	4,000,000
Certificate Of Surrender in The Area Covered by A Mineral Right-	500,000	0	500,000	0	1,000,000
Annual Fees for Goldsmiths License-	44,000,000	8,000,000	8,000,000	2,000,000	62,000,000
Transfer Of Mineral Right or Of Share of The Right n Respect Of-	20,000,000	0	10,000,000	10,000,000	40,000,000
Blasting Certificate	0	0	0	4,500,000	4,500,000
Search In a Register Of Mining Instruments-	0	0	0	1,000,000	1,000,000
Copy Issued For Lost Or Destroyed Certificates-	1,000,000	0	500,000	0	1,500,000
Application For Renewal Of A Mining Lease-	0	0	0	5,000,000	5,000,000
Total	2,234,396,857	2,408,845,193	1,661,856,784	1,711,922,324	8,017,021,158

3.1.3 Annual NTR Collections (2018 -2022)

Table 3.4 below gives a breakdown of Non-Tax Revenue (NTR) collections from the year 2018 to 2022.

Table 3.4: Annual NTR collections (2018 – 2022)

Years	2018	2019	2020	2021	2022
NTR Collected ('000)	16,303,491	13,038,142	11,851,620	12,078,004	8,017,021
Annual change	-	-20%	-9%	2%	-34%

As observed in the above table, the between the years 2018 to 2020, there was a recorded decline in the NTR collected, followed by a slight increase in 2021. However, the year 2022 registered a significant decline of up to 34%. This decline was attributed to the continued ban on mineral exports.

Figure 3.3 below is a graphical representation of movements in NTR from 2018 to 2022 as given above.

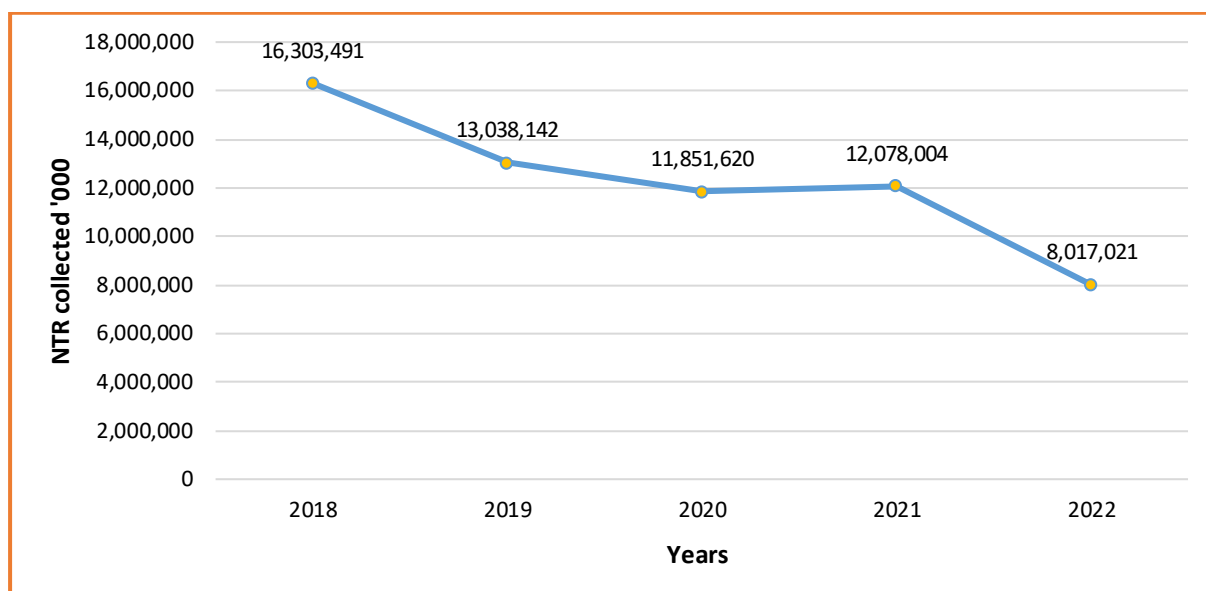


Figure 3.3: Non-Tax Revenue collections in 2022

3.2 Mineral Licensing

A total of 527 licenses were active as at the end of 2022, indicating a 34% decline compared to 794 registered in 2021. As observed in the previous years, Exploration licenses contributed the highest number (55%), followed by location licenses (16%) Mineral dealers' licenses (13%), Mining lease (9%), and others as shown in the table 3.5 below;

Table 3.5: Mineral Licensing as at 31/12/2022

Type of License	Current as at 01/01/2022	Granted	Renewed	Expired/revoked	Transferred	Current as at 31/12/2022
Prospecting License	148	23	N/A	144	N/A	27
Exploration License	352	8	7	70	2	290
Retention License	9	0	0	0	0	9
Location License	99	2	0	17	0	84
Mining Lease	48	1	0	0	0	49
Mineral Dealers	0	68	N/A	0	N/A	68
Total	656	102	7	231	2	527

Figure 3.4 below shows a graphical representation of the mineral licenses held in the year 2022

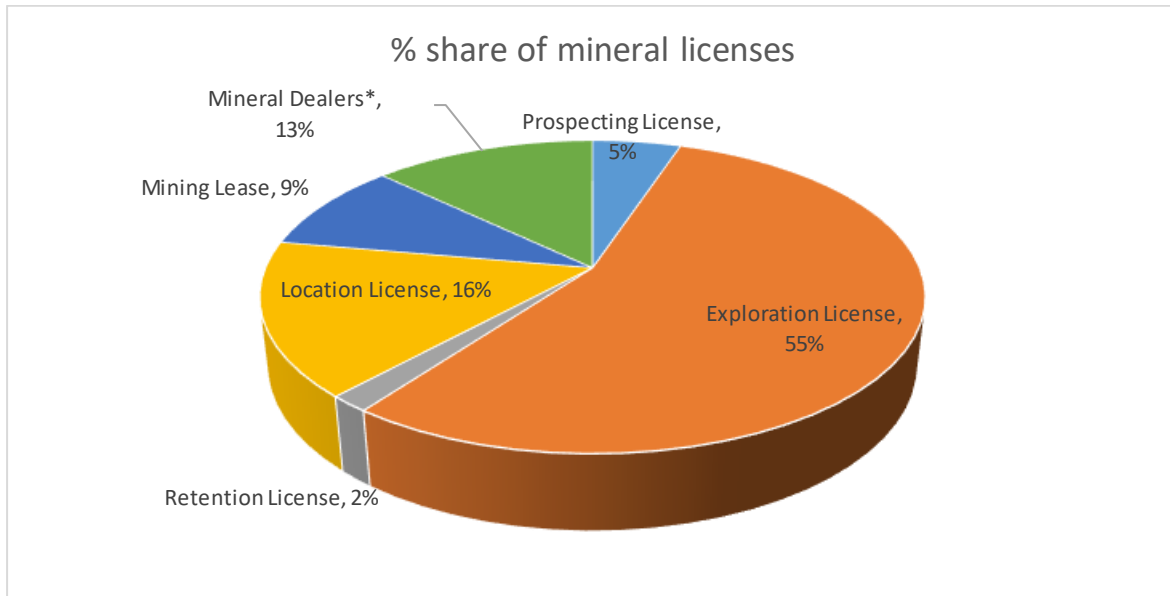


Figure 3.4: Mineral licensing (2022)

3.2.1 Mineral Licenses (2018 – 2022)

The year 2022 registered the lowest number of mineral licenses throughout the five-year period. Exploration licenses maintained the highest number throughout the period, while Gold Smith licenses registered the lowest number. Details are as shown in table 3.6 below;

Table 3.6: Mineral Licenses (2018 – 2022)

Year	Prospecting License	Exploration License	Retention License	Location License	Mining Lease	Goldsmith License	Mineral Dealers	TOTAL
2018	159	319	3	100	44	0	50	675
2019	193	407	4	133	46	0	76	859
2020	125	360	8	125	50	13	94	775
2021	148	352	9	99	48	0	72	794
2022	27	290	9	84	49	0	68	527

Figure 3.5 below shows trend movements of mineral licenses from the year 2018 to 2022.

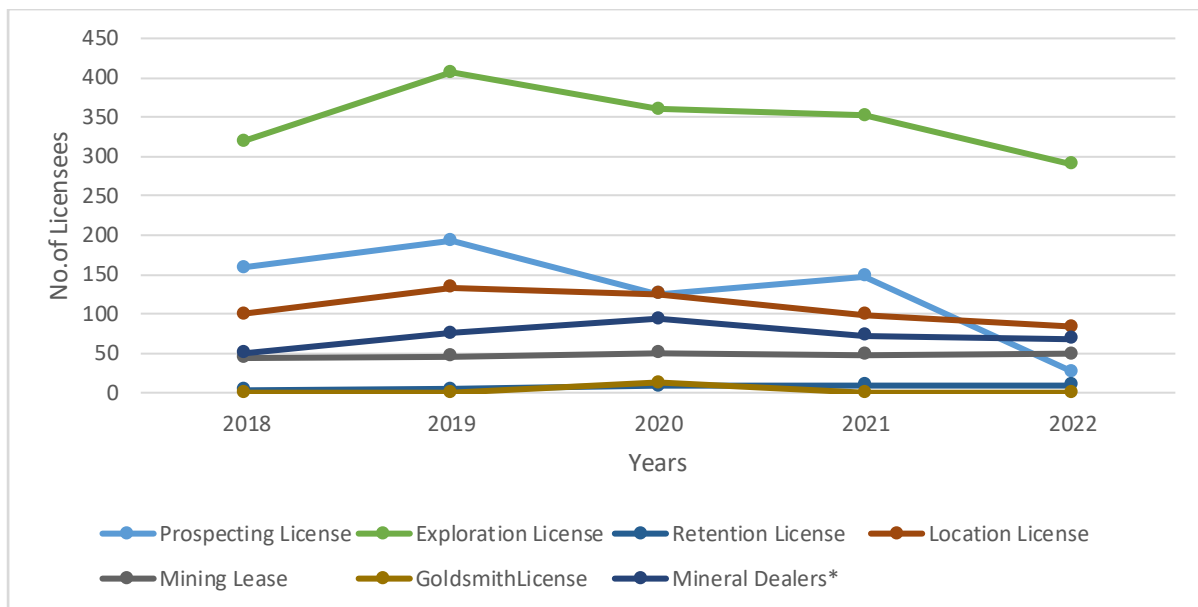


Figure 3.5: Mineral Licenses (2018 – 2022)

3.3 Mineral imports

3.3.1 Value of Mineral imports as per permit issued from January – December 2022

There were no Mineral import permits issued for the period under review.

3.4 Mineral exports

Iron ore was the only mineral exported out of the country amounting to 35,390 tonnes and valued at Ugx. 143,043,750.

Table 3.7: Value of Mineral exports as per permit issued from January – December 2022

Commodity	Quantity (tonnes)				Total Value (UGX)
	January - March	April-May	July-September	October-December	
Iron Ore	28,145	0	7,245	0	143,043,750
Total cost (UGX)	105,543,750	0	37,500,000	0	

APPENDICES

Appendix I: Electricity generation projects under construction

No.	Name	Technology	Capacity (MW)	Expected COD
1	Karuma Hydropower Project	Hydro	600	2023
2	Mayuge Sugar Industries Limited	Bagasse	23	2023
3	Muyembe Hydropower Project	Hydro	6.9	2023
4	Nyagak III Hydropower Project	Hydro	6.6	2023
Others				
1	Nyamabuye Hydropower Project	Hydro	7	2026
2	Nyabuhuka Hydropower Project	Hydro	3.2	2025
3	Atari 1 Hydropower Project	Hydro	3.25	2026
4	Kabeywa 1 Hydropower Project	Hydro	6.5	2026
5	Kabeywa 2 Hydropower Project	Hydro	2	2026
6	Bukurungo	Hydro	0.05	2026
7	Sironko HPP	Hydro	7.1	2026
8	Simu HPP	Hydro	9.5	2025
9	Sisi HPP	Hydro	7	2025
10	Mukoki Hydro Ltd	Hydro	3.5	2026
11	Kametsi Energy (U) Ltd	Hydro	3.9	2026
12	Pago Uganda Ltd	Hydro	13.6	2025
13	Senok Wind	Wind	20	2026

Appendix II: List of generation plants as of 2022

No.	Name	Licensed Capacity [MW]	Type	Grid or not	District Located	Year Commissioned
1	Kilembe Mines Limited – Mubuku I	5	Hydro	Grid	Kasese	1954
2	Nalubaale Power Station	180	Hydro	Grid	Buikwe	1954
3	Kasese Cobalt Company Limited- Mubuku III	9.9	Hydro	Grid	Kasese	1998
4	Kiira Power Station	200	Hydro	Grid	Jinja	2000
5	Mayuge Sugar Limited	9.2	Cogeneration	Own use	Mayuge	2005
6	Namanve Thermal Plant	50	Thermal (HFO)	Grid	Mukono	2008
7	Kakira Sugar Limited	51.1	Cogeneration	Grid	Jinja	2009
8	Bugoye Hydro Limited- Mubuku II	13	Hydro	Grid	Kasese	2009
9	Kisiizi Hospital (0.36MW Hydro + 0.08MW Diesel)	0.44	Hydro Diesel Hybrid	Off-Grid	Rukungiri	2009
10	Kinyara Sugar Limited	14.5	Cogeneration	Grid	Masindi	2010
11	Electromaxx Uganda Limited - Tororo	42	Thermal (HFO)	Grid	Tororo	2010
12	Eco Power Uganda Limited- Ishasha	6.4	Hydro	Grid	Kanungu	2011

No.	Name	Licensed Capacity [MW]	Type	Grid or not	District Located	Year Commissioned
13	Africa EMS Mpanga	18	Hydro	Grid	Kitagwenda	2011
14	Nyagak 1 – WENRECo	3.5	Hydro	Grid	Zombo	2012
15	Bujagali Energy Limited	250	Hydro	Grid	Buikwe	2012
16	Hydromax Limited – Buseruka	9	Hydro	Grid	Hoima	2013
17	Bwindi	0.064	Hydro	Off-Grid	Kanungu	2014
18	Sugar and Allied Industries Limited	11.9	Cogeneration	Grid	Kaliro	2015
19	Kalangala Infrastructure Services (0.6MW Solar PV + 1MW Diesel)	1.6	Solar PV Diesel Hybrid	Off-Grid	Kalangala	2015
20	Absolute-Kitobo	0.23	Solar PV	Off-Grid	Kalangala	2016
21	Access Uganda Solar Limited	10	Solar PV	Grid	Soroti	2016
22	Siti I Small Hydro Power	5	Hydro	Grid	Bukwo	2017
23	Rwimi Hydro	5.54	Hydro	Grid	Kasese	2017
24	Muvumbe hydro Limited	6.5	Hydro	Grid	Kabale	2017
25	Tororo Solar North	10	Solar PV	Grid	Tororo	2017
26	Mahoma Hydro	2.7	Hydro	Grid	Kabarole	2018
27	Waki	4.8	Hydro	Grid	Hoima	2018
28	Lubilia	5.4	Hydro	Grid	Kasese	2018
29	Nyamwamba I	9.2	Hydro	Grid	Kasese	2018
30	Nkusi Hydro	9.6	Hydro	Grid	Hoima	2018
31	Xsabo Solar	20	Solar PV	Grid	Gomba	2018
32	Sindila	5.25	Hydro	Grid	Bundibugyo	2019
33	Ndugutu	5.9	Hydro	Grid	Bundibugyo	2019
34	Kyambura	7.6	Hydro	Grid	Kasese	2019
35	Siti 2	16.5	Hydro	Grid	Bukwo	2019
36	Achwa 2	41	Hydro	Grid	Pader	2019
37	Isimba	183	Hydro	Grid	Kayunga	2019
38	Emerging Solar - Mayuge	10	Solar PV	Grid	Mayuge	2019
39	Electromaxx Uganda Limited - ARUA	8	Thermal (Diesel)	Off-Grid	Arua	2019
40	Hoima Sugar	12	Cogeneration	Own Use	Kikuube	2020
41	Bukinda	6.5	Hydro	Grid	Kagadi	2020
42	Absolute - Bukasa	0.1	Solar PV	Off-Grid	Kalangala	2020
43	Tororo PV Solar Plant	10	Solar PV	Grid	Tororo	2020
44	Kamuli Sugar	3	Cogeneration	Own Use	Kamuli	2021
45	GM Sugar	7.35	Cogeneration	Own Use	Buikwe	2021
46	Sugar Corporation of Uganda Limited	26	Cogeneration	Grid	Buikwe	2021
47	Kakaka	4.6	Hydro	Grid	Kasese	2021

No.	Name	Licensed Capacity [MW]	Type	Grid or not	District Located	Year Commissioned
48	Nyamagasani II	6	Hydro	Grid	Kasese	2021
49	Nyamagasani I	15.5	Hydro	Grid	Kasese	2021
50	Achwa I	42	Hydro	Grid	Pader	2021
51	Sagewood	0.171	Solar PV	Off-Grid	Rubirizi/Kasese	2021
52	Gotngur	0.44	Biomass	Off-Grid	Nwoya	2022
53	Nyamwamba II	7.8	Hydro	Grid	Kasese	2022
54	Kikagati	14	Hydro	Grid	Isingiro	2022
55	Bunjako	0.12	Solar PV	Off-Grid	Mpigi	2022
56	Lolwe	0.55	Solar PV	Off-Grid	Namayingo	2022
57	Busitema Solar PV	4	Solar PV	Own Use	Busia	2022

Appendix III: 2022 Detailed Uganda Energy Balance

Thousand Tonnes of Oil Equivalent (ktoe)	Oil products							Biofuels and waste									Electricity and heat			TOTAL ALL ENERGY SOURCES		
	OIL PRODUCTS	Liquefied petroleum gases (LPG)	Gasoline inc. Biofuels	Jet Kerosene inc. Biofuels	Other Kerosene (e.g. lighting)	Gas/diesel oil (inc. biofuels)	Fuel oil	SOLID BIOFUELS	Wood fuel	Bagasse	Rice husks	Palmoil residues	Other vegetal and agricultural waste	Animal waste	Biomass pellets and briquettes	Charcoal	Biogases	Hydro	Solar PV		Electricity	
Production							19641		16057	443	313		1877	952				428	9		20078	
Imports (+)	1965	37	875	108	42	901														2	1967	
Exports (-)																					-37	-37
International Marine Bunkers (-)																						
International Aviation Bunkers (-)	-97			-97																		-97
Stock Changes (+ draw, - build)	-6		-3			-3																-6
TOTAL PRIMARY ENERGY SUPPLY	1861	37	872	11	42	898	2	19641	16057	443	313		1877	952				428	9	-34	21906	
Transfers : Origin (-) and Destination (+)																						
Statistical Difference	-2	0	-3		0	-3	4	-6					-6							1	-8	
TRANSFORMATION Inputs (-) and Outputs (+)	2						2	-6704	-7678	-443			-156	-952	202	2323	35	-428	-9	481	-6623	
Main activity producer electricity	2						2											-428	-9	443	8	
Main activity producer CHP																						
Main activity producer heat																						
Autoproducer electricity																						
Autoproducer CHP								-443		-443										37	-405	
Autoproducer heat																						
Coke ovens																						
Blast furnaces																						
Oil Refineries																						
Coal-to-liquids plants																						
Gas-to-liquids plants																						
Charcoal production plants								-5355	-7678						2323						-5355	
Transformation not elsewhere specified								-907					-156	-952	202		35				-872	
Energy Sector Own Use																				11	11	
Losses																				96	96	
FINAL CONSUMPTION	1865	37	875	11	42	901		12944	8379		313		1727		202	2323	35			339	15183	
INDUSTRY	391		87		33	270		1210	838							372				225	1826	
Iron and steel	270					270														177	447	
Chemical (including petrochemical)	33				33																33	
Non-ferrous metals								545	545												545	
Transport equipment	87		87																		87	
Machinery																						
Mining and quarrying																						
Food, beverages and tobacco								665	293						372					48	713	
Paper, pulp and printing																						
Wood and wood products																						
Textiles and leather																						
Construction																						
Not elsewhere specified (Industry)																						
TRANSPORT	1251		700	11		540																1251
Road	1160		656			504																1160
Rail	36					36																36
Domestic aviation	11				11																	11
Domestic navigation	44		44																			44
Pipeline transport																						
Not elsewhere specified (Transport)																						
HOUSEHOLDS	31	23			8			7488	4608		172		920		161	1626	5			75	7599	
COMMERCIAL AND PUBLIC SERVICES	14	14						4246	2933		141		807		40	325	30			39	4329	
AGRICULTURE, FORESTRY AND FISHING	178		87			90																178
<i>NON-SPECIFIED (HH, Com. & PS., Agri.)</i>																						
<i>NON-ENERGY USE</i>																						

Appendix IV: UETCL Electricity Sales in MWh (2018-2022)

Year	Quarter	UMEME	KPLC	TANESCO	RWANDA	DRC SNEL	FERDSULT KIHIIHI/KABALE	BUNDIBUGYO CO-OPERATIVE SOCIETY	PADER-ABIM (PACMECS)	KILEMBE INVESTMENTS LIMITED	KYELEGWA RURAL ELECTRIFICATION COMPANY LIMITED	UGANDA ELECTRICITY DISTRIBUTION LIMITED	WEN RECO	TOTAL
2022	Q4	1,184,737	74,855	26,277	1,321	554	-	-	1,248	4,320	2,321	37,976	2,906	1,336,515
	Q3	1,180,919	58,745	30,995	1,623	470	-	-	1,114	3,501	2,502	30,238	3,540	1,313,649
	Q2	1,134,161	74,244	27,713	1,845	507	-	-	926	3,256	2,162	32,446	4,248	1,281,508
	Q1	1,126,654	95,560	27,708	2,245	479	-	-	1,022	2,816	3,020	28,407	4,663	1,292,574
2021	Q4	1,107,533	80,414	27,826	2,011	461	-	-	905	2,772	1,847	34,130	2,352	1,260,249
	Q3	1,073,812	81,790	27,980	1,885	459	-	-	820	2,088	1,832	29,657	1,206	1,221,530
	Q2	1,056,217	62,132	22,119	1,996	460	-	-	611	2,216	1,367	28,831	1,512	1,177,462
	Q1	1,039,846	58,498	21,988	2,111	459	-	1,873	651	2,106	1,318	28,063	1,672	1,158,584
2020	Q4	1,025,146	33,089	21,227	1,965	554	-	3,076	613	2,080	1,404	25,236	1,455	1,115,844
	Q3	990,461	38,348	23,460	2,141	519	-	2,282	547	2,014	1,484	22,761	710	1,084,728
	Q2	858,911	28,891	18,764	1,346	432	-	2,022	502	1,877	1,228	22,800	586	937,360
	Q1	1,008,982	31,669	17,928	1,218	665	-	1,819	593	1,901	1,429	23,240	895	1,090,338
2019	Q4	970,356	44,039	19,148	2,488	637	-	2,378	655	1,943	1,243	22,080	1,509	1,066,475
	Q3	970,879	51,596	21,988	1,409	620	-	907	591	1,572	1,153	22,193	1,225	1,074,132
	Q2	931,764	66,582	20,200	1,332	614	-	932	531	1,627	983	20,660	1,105	1,046,331
	Q1	948,435	45,842	19,786	2,318	624	-	864	595	1,659	1,063	16,754	-	1,037,938
2018	Q4	931,758	27,641	23,880	2,159	630	-	901	619	1,813	1,116	20,533	-	1,011,050
	Q3	921,659	27,855	26,935	1,651	500	-	727	652	1,559	1,127	19,267	-	1,001,932
	Q2	885,090	24,978	20,374	2,032	584	-	703	544	1,504	924	15,112	-	951,846
	Q1	869,603	48,693	22,185	2,492	530	-	757	531	1,534	986	13,222	-	960,534

Source: ERA ESI database

Appendix IX: Routine inspections -Q1 FY 2022/2023

Sn	Facility Name	Inspection Date	Type of Practice	District
1.	Medical World	12/07/2022	Security	Kampala
2.	Savannah Sunrise Clinic (SAS)	12/07/2022	Security	Kampala
3.	St. Catherine's Hospital - Lumumba Avenue	12/07/2022	Medical	Kampala
4.	Oral Diagnostic Imaging Company (Odic)	13/07/2022	Medical	Kampala
5.	Holy Cross Orthodox Hospital	13/07/2022	Medical	Kampala
6.	Murchison Bay Hospital	14/07/2022	Medical	Kampala
7.	Mengo Hospital-Dental Dept	14/07/2022	Medical	Kampala
8.	Bai Health & Medical International Centre	14/07/2022	Medical	Kampala
9.	Muwanguzi Dental Services	14/07/2022	Medical	Kampala
10.	Doctor's Medical Center Kampala	19/07/2022	Medical	Kampala
11.	Entebbe General Hospital	21/07/2022	Medical	Wakiso
12.	Uganda Wildlife Education Education Centre - Animal Hospital	21/07/2022	Medical	Wakiso
13.	Aroma Medical Centre	22/07/2022	Medical	Kampala
14.	People's Medical Centre	28/07/2022	Medical	Wakiso
15.	Kabukunge Medical Clinic - Kakiri	28/07/2022	Medical	Wakiso
16.	Nalujja Medical Centre	08/08/2022	Medical	Wakiso
17.	Emmanuel Medical Centre	08/08/2022	Medical	Wakiso
18.	Mota Engil Africa S.A-Uganda	11/08/2022	Industrial	Kampala
19.	Mpigi Imaging Centre	11/08/2022	Medical	Mpigi
20.	Victoria Medical Services- Entebbe	16/08/2022	Medical	Wakiso
21.	UMC Victoria Hospital Limited-Bukoto	17/08/2022	Medical	Kampala
22.	The Orthodontist Ltd	26/08/2022	Medical	Kampala
23.	St. Francis Hospital - Mutolere	06/09/2022	Medical	Kisoro
24.	Ryan Health Care Ltd	07/09/2022	Medical	Kabale
25.	Mwesigye Health Care Clinic	07/09/2022	Medical	Kabale
26.	Kabale Regional Referral Hospital	07/09/2022	Medical	Kabale
27.	Rugarama Hospital	08/09/2022	Medical	Kabale
28.	Rushoroza Hospital	08/09/2022	Medical	Kabale
29.	Aroma Medical Centre	15/09/2022	Medical	Kampala
30.	Kigezi Community Medical Centre	27/09/2022	Medical	Kabale
31.	Kambuga Hospital	28/09/2022	Medical	Kanungu
32.	Rujumbura Medcare Services Ltd	28/09/2022	Medical	Rukungiri
33.	St. Luke Imaging Centre - Kambuga	28/09/2022	Medical	Kanungu
34.	COWI Uganda Limited	28/09/2022	Industrial	Kampala
35.	Kaloli Lwanga Hospital, Nyakibale	29/09/2022	Medical	Rukungiri
36.	C.O.U Kisiizi Hospital	29/09/2022	Medical	Rukungiri

Appendix XII: Routine Inspections Q2 FY 2022/23

Sn	Facility Name	District	Date Of Inspection	Practice
1	Uganda Cancer Institute - Radiotherapy	Kampala	07/10/2022	Medical
2	Kagando Hospital	Kasese	11/10/2022	Medical
3	Divine Will Diagonistic Imaging Centre	Kasese	11/10/2022	Medical
4	Mulago National Specialised Hospital	Kampala	11/10/2022	Medical
5	Afya Medical & Diagnostic Center	Kasese	12/10/2022	Medical
6	Zedex Imaging Center	Kasese	12/10/2022	Medical
7	Ebenezer Imaging Centre	Kasese	12/10/2022	Medical
8	Kyetume Community Based Health Care Program	Mukono	12/10/2022	Medical
9	Case Medical Centre - Hima Branch	Kasese	13/10/2022	Medical
10	Mega Standard Super Market	Kampala	13/10/2022	Security
11	City Medicals Hoima	Hoima	18/10/2022	Medical
12	Life Aid Radiology Clinic	Kabarole	18/10/2022	Medical
13	Kabarole Hospital	Kabarole	18/10/2022	Medical
14	Sarah Medical Centre	Kabarole	18/10/2022	Medical
15	City Medical Services	Kabarole	18/10/2022	Medical
16	Holy Family Virika Hospital	Kabarole	20/10/2022	Medical
17	Fortportal Regional Referral Hospital	Kabarole	20/10/2022	Medical
18	Bhandari Dental Care	Kampala	25/10/2022	Medical
19	Benedict Medical Centre	Kampala	25/10/2022	Medical
20	Tankside Images Nsambya	Kampala	27/10/2022	Medical
21	Stirling Civil Engineering	Mukono	27/10/2022	Industrial
22	Cure 'O' Sity Health Care	Kampala	28/10/2022	Medical
23	Schlumberger Oil Field Eastern Ltd	Kampala	31/10/2022	Industrial
24	Gulsan Insaat Sanayi Torizm Nakliyat Ve Ticaret Anonim Sirketi	Adjumani	01/11/2022	Industrial
25	Uganda Technical College-Lira	Lira	01/11/2022	Industrial
26	Sadeem Al Kuwait General Trading And Contracting Company	Apac	02/11/2022	Industrial
27	Strabag International Gmbh Uganda Branch	Kampala	02/11/2022	Industrial
28	Edpa Medical Services	Hoima	15/11/2022	Medical
29	Doctor's Clinic Hoima	Hoima	15/11/2022	Medical
30	Hoima Regional Referral Hospital	Hoima	15/11/2022	Medical
31	Masindi Kitara Medical Centre	Masindi	15/11/2022	Medical
32	Masindi General Hospital	Masindi	15/11/2022	Medical
33	City Medicals Hoima	Hoima	15/11/2022	Medical
34	Azur Christian Health Centre Iv	Hoima	15/11/2022	Medical
35	Kiryandongo General Hospital	Kiryandongo	16/11/2022	Medical
36	Restoration Gateway Hospital Kiryandongo	Kiryandongo	16/11/2022	Medical
37	Supreme Medical Centre	Masindi	16/11/2022	Medical
38	Kiryandongo General Hospital	Kiryandongo	16/11/2022	Medical
39	Uganda Cancer Institute - Radiotherapy	Kampala	18/11/2022	Medical
40	Midas Touch Medical Services Kyenjojo	Kyenjojo	06/12/2022	Medical
41	Kyembogo Holy Cross Health Centre Iii	Kyenjojo	06/12/2022	Medical
42	Gerald Matovu Ultrasound Scan Centre	Mityana	07/12/2022	Medical

Sn	Facility Name	District	Date Of Inspection	Practice
43	Mengo Hospital-Dental Dept	Kampala	14/12/2022	Medical

Appendix V: Q3 FY2021/22 Routine Inspections of facilities

S.N	FACILITY NAME	DISTRICT	DATE OF INSPECTION	TYPE OF PRACTICE
	St. Marys Health Centre III - Kasaala	Luweero	05/01/2022	Medical
	Nabulola Community Health Initiative	Busia	07/01/2022	Medical
	Doctor's Plaza Nsambya	Kampala	18/01/2022	Medical
	Uganda Free Zones Authority	Kampala	19/01/2022	Industrial
	Cementers (U) Ltd	Wakiso	20/01/2022	Industrial
	Alicare X-Ray and Ultrasound Scan Services	Wakiso	21/01/2022	Medical
	ADC Diagnostic Centre and Clinical Services	Lira	25/01/2022	Medical
	Dr. Ambrosoli Memorial Hospital	Agago	26/01/2022	Medical
	Mengo Hospital- Outpatient Department	Kampala	01/02/2022	Medical
	Rhema Medical Centre-Koboko	Koboko	08/02/2022	Medical
	Arua Regional Referral Hospital	Arua	08/02/2022	Medical
	Arua Medical & Radiology Centre	Arua	08/02/2022	Medical
	Rhema Medical Centre-Yumbe	Yumbe	09/02/2022	Medical
	Yumbe Regional Referral Hospital	Yumbe	09/02/2022	Medical
	Pioneer Hospital - Arua	Arua	09/02/2022	Medical
	Kuluva Hospital	Arua	09/02/2022	Medical
	Family Care Hospital	Wakiso	09/02/2022	Medical
	Kasana Medical and Imaging Centre	Luwero	10/02/2022	Medical
	Bishop Ceaser Asili Hospital	Luwero	10/02/2022	Medical
	Jesic Medical & Radiology Services	Arua	10/02/2022	Medical
	Lubaga Hospital	Kampala	23/02/2022	Medical
	Lugazi Medical and Imaging Centre	Buikwe	24/02/2022	Medical
	Span Medicare	Kampala	24/02/2022	Medical
	US Embassy Compound Pernix Construction Site	Kampala	01/03/2022	Industrial
	Roentgen Imaging and Interventional Services	Kampala	02/03/2022	Medical
	US Embassy Compound Pernix Construction Site	Kampala	01/03/2022	Industrial
	Abubaker Technical Services and General Supplies	Mukono	03/03/2022	Industrial
	Alisa Dental Services	Kampala	02/03/2022	Medical
	General Military Hospital - Bombo	Luwero	08/03/2022	Medical
	St. Luke Health Centre	Luwero	08/03/2022	Medical
	Gulu Medical Imaging Consultants	Gulu	08/03/2022	Medical
	Fitzman Medical and Dental Clinic	Gulu	08/03/2022	Medical
	Kiwoko Hospital	Nakaseke	09/03/2022	Medical
	Nile Fibre Board Ltd	Nakasongola	09/03/2022	Industrial
	Victory Medical Center - Gulu	Gulu	09/03/2022	Medical
	Nakaseke Hospital	Nakaseke	10/03/2022	Medical
	City Medicals Centre - Kampala	Kampala	15/03/2022	Medical
	Kampala Serena Hotel	Kampala	16/03/2022	Security

S.N	FACILITY NAME	DISTRICT	DATE OF INSPECTION	TYPE OF PRACTICE
	Aga-Khan University Hospital	Kampala	16/03/2022	Medical
	Sheraton Kampala Hotel	Kampala	17/03/2022	Security
	Yotkom Medical Centre	Kitgum	22/03/2022	Medical
	St. Joseph Hospital - Kitgum	Kitgum	22/03/2022	Medical
	Kitgum General Hospital	Kitgum	22/03/2022	Medical
	AAR Healthcare (U) Limited	Kampala	23/03/2022	Medical
	Aga-Khan University Hospital (Acacia Medical Centre)	Kampala	23/03/2022	Medical
	Kaabong Hospital	Kaabong	23/03/2022	Medical
	Kitgum Imaging Center	Kitgum	23/03/2022	Medical
	Golden Tulip Hotel	Kampala	24/03/2022	Industrial
	Citizens Medical - Gulu	Gulu	24/03/2022	Medical

Appendix VII: Routine Inspections Q4 FY 21/22

Sn	Facility Name	District	Date Of Inspection	Practice
1.	East African Development Bank	Kampala	2022-04-05	Security
2.	Entebbe Handling Services	Wakiso	2022-04-05	Security
3.	Lugazi Medical and Imaging Centre	Buikwe	2022-04-12	Medical
4.	Serere Health Centre Iv	Serere	2022-04-13	Medical
5.	Mbale People's Hospital	Mbale	2022-04-13	Medical
6.	Kampala Imaging Center(Lumumba Avenue)	Kampala	2022-04-19	Medical
7.	Paramount Hospital	Kampala	2022-04-19	Medical
8.	Ruby Medical Centre	Kampala	2022-04-19	Medical
9.	Case Hospital	Kampala	2022-04-21	Medical
10.	Roentgen Diagnostic Limited	Kampala	2022-04-22	Medical
11.	Nakasero Hospital	Kampala	2022-04-22	Medical
12.	International Medical Center (IMC)-Dental	Kampala	2022-04-22	Medical
13.	The Orthodontist Ltd	Kampala	2022-05-05	Medical
14.	Uganda Cancer Institute - Radiology	Kampala	2022-05-05	Medical
15.	Kampala Imaging Centre (Ngabo)	Kampala	2022-05-05	Medical
16.	Kawempe General Referral Hospital	Kampala	2022-05-06	Medical
17.	PAED Medical Centre	Kampala	2022-05-07	Medical
18.	Lubaga Hospital	Kampala	2022-05-17	Medical
19.	Medicare Kampala Diagnostic Centre	Kampala	2022-05-17	Medical
20.	Uganda Institute of Allied Health and Management Sciences Mulago	Kampala	2022-05-17	Medical
21.	Ecurei Mengo Hospital	Kampala	2022-05-17	Medical
22.	St. Raphael Of St. Francis Nsambya	Kampala	2022-05-18	Medical
23.	Ultima Trauma Orthopedic Centre Limited	Kampala	2022-05-18	Medical
24.	Roko Construction Ltd	Kampala	2022-05-20	Industrial
25.	Emergency Life Support for Civilian War Victims	Wakiso	2022-05-31	Medical
26.	Case Hospital - Kitooro Entebbe	Wakiso	2022-05-31	Medical
27.	Kibuli Muslim Hospital	Kampala	2022-06-02	Medical

Sn	Facility Name	District	Date Of Inspection	Practice
28.	International Hospital Kampala	Kampala	2022-06-02	Medical
29.	Kampala Hospital Ltd	Kampala	2022-06-02	Medical
30.	Wentz Medical Centre	Kampala	2022-06-03	Medical
31.	Mulago Hospital - Nuclear Medicine	Kampala	2022-06-07	Medical
32.	Kampala Independent Hospital	Kampala	2022-06-08	Medical
33.	Jessic Medical & Radiology Services	Arua	2022-06-21	Medical
34.	AAR Healthcare (U) Limited	Kampala	2022-06-22	Medical
35.	Roentgen Diagnostic Limited	Kampala	2022-06-22	Medical
36.	Apac Medical Centre	Apac	2022-06-22	Medical
37.	Kiruddu General Referral Hospital	Kampala	2022-06-23	Medical
38.	Medical Imaging Consultants	Kampala	2022-06-24	Medical
39.	Mukwaya General Hospital	Kampala	2022-06-27	Medical
40.	Mulago National Referral Hospital Accident & Emergency Unit	Kampala	2022-06-29	Medical
41.	Makerere University Dental X-Ray Unit	Kampala	2022-06-29	Medical
42.	International Organisation for Migration (IOM)	Kampala	2022-06-29	Medical

Appendix VI: Q3- FY 2021/2022 Non-Ionizing Radiation (NIR) safety inspections (radio-frequency level assessments)

Sn	SITE AREA	DATE	DISTRICT	INSTALLATION
1	Kampala Industrial area	02/01/2022	Kampala	Tower
2	Kampala Industrial area	02/01/2022	Kampala	Tower
3	Namuwongo	02/01/2022	Kampala	Tower
4	Mulwana Rd, off 5th street	02/01/2022	Kampala	Rooftop
5	3rd street Industrial Area	02/01/2022	Kampala	Tower
6	3rd street Industrial Area	02/01/2022	Kampala	Tower
7	Kisementi	11/03/2022	Kampala	Tower
8	Kamwokya	11/03/2022	Kampala	Tower
9	Kamwokya	02/01/2022	Kampala	Tower
10	Kamwokya	02/01/2022	Kampala	Roof top
11	Kamwokya	02/01/2022	Kampala	Tower
12	Kisenyi	02/02/2022	Kampala	Tower
13	Kisenyi	02/02/2022	Kampala	Tower
14	Kisenyi	02/02/2022	Kampala	Tower
15	Old Kampala	02/02/2022	Kampala	Tower
16	Old Kampala	02/02/2022	Kampala	Rooftop
17	Old Kampala	02/02/2022	Kampala	Rooftop
18	Old Kampala	02/02/2022	Kampala	Rooftop
19	Old Kampala	02/02/2022	Kampala	Rooftop
20	Nakasero	04/02/2022	Kampala	Tower
21	Nakasero	04/02/2022	Kampala	Rooftop
22	Nakasero	04/02/2022	Kampala	Rooftop
23	Nakasero	04/02/2022	Kampala	Tower
24	Nakasero	04/02/2022	Kampala	Sub Rooftop

Sn	SITE AREA	DATE	DISTRICT	INSTALLATION
25	Kololo	04/02/2022	Kampala	Rooftop
26	Kololo	04/02/2022	Kampala	Rooftop
27	Kololo	04/02/2022	Kampala	Tower
28	Kololo	04/02/2022	Kampala	Tower
29	Kololo	04/02/2022	Kampala	Tower
30	Kisugu	04/02/2022	Kampala	Tower
31	Wabigalo	01/03/2022	Kampala	Tower
32	Kibuli	01/03/2022	Kampala	Tower
33	Kibuli	01/03/2022	Kampala	Tower
34	Nsambya	01/03/2022	Kampala	Tower
35	Nsambya	01/03/2022	Kampala	Tower
36	Kabalagala	01/03/2022	Kampala	Rooftop
37	Kabalagala	01/03/2022	Kampala	Tower
38	Ggaba	01/03/2022	Kampala	Tower
39	Ggaba	01/03/2022	Kampala	Tower
40	Bunga	01/03/2022	Kampala	Rooftop
41	Buziga	01/03/2022	Kampala	Tower
42	Muyenga	01/03/2022	Kampala	Tower
43	Munyonyo	02/03/2022	Kampala	Tower
44	Munyonyo	02/03/2022	Kampala	Tower
45	Munyonyo	02/03/2022	Kampala	Rooftop
46	Konge	02/03/2022	Kampala	Tower
47	Konge	02/03/2022	Kampala	Tower
48	Makindye	02/03/2022	Kampala	Rooftop
49	Makindye	02/03/2022	Kampala	Rooftop
50	Kibuye	02/03/2022	Kampala	Rooftop
51	Katwe	02/03/2022	Kampala	Rooftop
52	Makerere	14/03/2022	Kampala	Rooftop
53	Makerere	14/03/2022	Kampala	Mast
54	Makerere	14/03/2022	Kampala	Rooftop
55	Bwaise	14/03/2022	Kampala	Rooftop
56	Bwaise	14/03/2022	Kampala	Rooftop
57	Bwaise	14/03/2022	Kampala	Rooftop
58	Kazo	14/03/2022	Kampala	Mast
59	Kazo	14/03/2022	Kampala	Mast
60	Kazo	14/03/2022	Kampala	Mast
61	Kazo	14/03/2022	Kampala	Mast
62	Kazo	14/03/2022	Kampala	Roof top
63	Mulago	15/03/2022	Kampala	Roof top
64	Mulago	15/03/2022	Kampala	Rooftop
65	Mulago	15/03/2022	Kampala	Roof top
66	Wandegeya	15/03/2022	Kampala	Roof top
67	Wandegeya	15/03/2022	Kampala	Roof top

Sn	SITE AREA	DATE	DISTRICT	INSTALLATION
68	Wandegeya	15/03/2022	Kampala	Mast
69	Kyebando	15/03/2022	Kampala	Mast
70	Kyebando	15/03/2022	Kampala	Mast
71	Kyebando	15/03/2022	Kampala	Mast
72	Mpelerwe	15/03/2022	Kampala	Mast
73	Mpelerwe	15/03/2022	Kampala	Mast
74	Kisaasi	15/03/2022	Kampala	Mast
75	Kisaasi	15/03/2022	Kampala	Mast
76	Kisaasi	15/03/2022	Kampala	Mast
77	Luzira	26/03/2022	Kampala	Mast
78	Luzira	26/03/2022	Kampala	Mast
79	Kirombe	26/03/2022	Kampala	Mast
80	Mutungo	26/03/2022	Kampala	Mast
81	Mutungo	26/03/2022	Kampala	Roof top
82	Mutungo	26/03/2022	Kampala	Roof top
83	Kunya	29/03/2022	Kampala	Mast
84	Mbuya	29/03/2022	Kampala	Mast
85	Bugolobi	29/03/2022	Kampala	Mast
86	Kiswa	29/03/2022	Kampala	Roof top
87	Mbuya	30/03/2022	Kampala	Mast
88	Nakawa	30/03/2022	Kampala	Mast
89	Nakawa	30/03/2022	Kampala	Roof top
90	Nabisunsa	30/03/2022	Kampala	Roof top
91	Banda	30/03/2022	Kampala	Roof top
92	Kyambogo	30/03/2022	Kampala	Mast
93	Kiwatule	30/03/2022	Kampala	Roof top
94	Kalinabiri	31/03/2022	Kampala	Mast
95	Ntinda	31/03/2022	Kampala	Mast

Appendix VIII:Q4- FY 2021/2022 Non-Ionizing Radiation (NIR) safety inspections (radio-frequency level assessments)

S/N	DATE	REGION	DISTRICT	AREA	INSTALLATION
1.	07/04/2022	Central	Mukono	Mpoma (Earth Satellite)-right wing	Satelite
2.	07/04/2022	Central	Mukono	Mpoma (Earth Satellite)-left wing	Satelite
3.	09/05/2022	Central	Wakiso	Wakiso Town, Hoima Rd	Tower
4.	09/05/2022	Central	Wakiso	Wakiso Town, Hoima Rd	Tower
5.	10/05/2022	Central	Wakiso	Kakiri town	Tower
6.	10/05/2022	Central	Wakiso	Buwasa, Namayumba	Tower
7.	10/05/2022	Central	Wakiso	Katikamu	Tower
8.	10/05/2022	Central	Wakiso	Masulita town	Tower

S/N	DATE	REGION	DISTRICT	AREA	INSTALLATION
9.	10/05/2022	Central	Wakiso	Gombe division	Tower
10.	10/05/2022	Central	Wakiso	Gombe, Ssanga TC	Tower
11.	10/05/2022	Central	Wakiso	Ssanga, Kigumba	Tower
12.	10/05/2022	Central	Wakiso	Matugga, Kirwanira	Tower
13.	11/05/2022	Central	Wakiso	Kitti, Nangabo	Tower
14.	11/05/2022	Central	Wakiso	Nabweru	Tower
15.	11/05/2022	Central	Wakiso	Nabweru road	Tower
16.	11/05/2022	Central	Wakiso	Nabweru	Rooftop
17.	11/05/2022	Central	Wakiso	Nansana Westward A	Tower
18.	11/05/2022	Central	Wakiso	Nansana	Rooftop
19.	11/05/2022	Central	Wakiso	Nansana	Rooftop
20.	14/05/2022	Central	Kampala	Kisaasi	Tower
21.	14/05/2022	Central	Kampala	Kisaasi	Tower
22.	14/05/2022	Central	Kampala	Kisaasi	Tower
23.	14/05/2022	Central	Kampala	Namugona, Rubaga	Tower
24.	14/05/2022	Central	Kampala	Lubya, Kasubi	Tower
25.	14/05/2022	Central	Kampala	Kasubi	Tower
26.	14/05/2022	Central	Kampala	Kawala, Rubaga	Rooftop
27.	14/05/2022	Central	Kampala	Nankulabye, Rubaga	Rooftop
28.	14/05/2022	Central	Kampala	Busega	Tower
29.	14/05/2022	Central	Kampala	Nateete	Tower
30.	14/05/2022	Central	Kampala	Mutundwe	Tower
31.	14/05/2022	Central	Kampala	Ndeeba	Rooftop
32.	14/05/2022	Central	Kampala	Rubaga	Tower
33.	14/05/2022	Central	Kampala	Rubaga	Tower
34.	14/05/2022	Central	Kampala	Mengo	Rooftop
35.	14/05/2022	Central	Kampala	Mengo	Tower
36.	07/06/2022	Central	Wakiso	Kitooro -Kiwafu	Rooftop
37.	07/06/2022	Central	Wakiso	Entebbe	
38.	07/06/2022	Central	Wakiso	Entebbe-Gowers	Tower
39.	07/06/2022	Central	Wakiso	Nsamizi	Tower
40.	07/06/2022	Central	Wakiso	Entebbe Town	Rooftop
41.	07/06/2022	Central	Wakiso	Entebbe Town	Tower
42.	07/06/2022	Central	Wakiso	Entebbe	Rooftop
43.	07/06/2022	Central	Wakiso	Kitinda -Bayita Ababiri	Tower
44.	08/06/2022	Central	Wakiso	Kiira	Tower
45.	08/06/2022	Central	Wakiso	Kiira	Tower
46.	08/06/2022	Central	Wakiso	Kiira	Tower
47.	08/06/2022	Central	Wakiso	Kakajjo Bweyogerere	Tower
48.	08/06/2022	Central	Wakiso	Bweyogerere	Tower

S/N	DATE	REGION	DISTRICT	AREA	INSTALLATION
49.	08/06/2022	Central	Wakiso	Kirinya	Tower
50.	08/06/2022	Central	Wakiso	Kireka	Rooftop
51.	08/06/2022	Central	Wakiso	Namugongo	Green mast
52.	08/06/2022	Central	Wakiso	Naalya	Rooftop
53.	08/06/2022	Central	Wakiso	Naalya	Tower

Appendix X: Non-Ionising Radiation for Safety Inspections (Radio frequency level assessments)

S/n	Site name & ID	District	Village	Inspection Date
1.	Muchomo village, near Kyazanga trading centre	Lwengo	Kalyamenvu	06/09/2022
2.	Malongo village near homesteads in the trading centre	Lwengo	Kitesa	06/09/2022
3.	Lwempanie village trading centre,	Lwengo	Malongo	06/09/2022
4.	Ndagwe Secondary School	Lwengo	Ndagwe	06/09/2022
5.	Kiswaga village, at the boda boda stage	Lwengo	Ndagwe	06/09/2022
6.	Kiwangala village, trading centre	Lwengo	Kisseka	06/09/2022
7.	Lwengo town, market area	Lwengo	Lwengo	06/09/2022
8.	Kimanya-Kabonera, trading centre and market	Masaka	Kyabakuza	06/09/2022
9	Kayanja village trading centre	Bukomansimbi	Kitanda	08/09/2022
10.	Mpaama village, Kagologolo Town Council	Bukomansimbi	Kitanda	07/09/2022
11.	Kiryamenvu village, Bukomansimbi North near shops	Bukomansimbi	Butenga	07/09/2022
12.	Bukoba Village near homesteads	Bukomansimbi	Butenga	07/09/2022
13.	Kyakalinzi village at a cinema hall	Bukomansimbi	Bigasa	07/09/2022
14.	Near Tender care kindergarten & primary school	Masaka	Katwe	07/09/2022
15.	Kiziba Village	Masaka	Kabonera	07/09/2022
16.	At St. Elizabeth vocational SS, Gulama	Masaka	Buwanga	07/09/2022
17.	Kyamuzinga village at Mukisa Primary School	Masaka	Kyanamukaka	07/09/2022
18.	At boda boda stage, Mwami road. Near City View Complex	Masaka	Masaka	07/09/2022
19.	Kabasese A village, trading centre before the landing site	Masaka	Bukakata	08/09/2022
20.	Trading centre near Jesus cares primary school	Butambala	Budde	08/09/2022
21.	Trading centre of Kibibibi sub county	Butambala	Kibibibi	08/09/2022
22.	Behind Gombe hospital near the shops	Butambala	Gombe	08/09/2022

Appendix XI: Environmental Radioactivity Monitoring inspections –Q1 FY 22/2023

Sn	Name of the location of the mine	District	Date
1.	Mwerasandu- Ruhama	Ntungamo	30/8/2022
2.	Nyinamaherere - Ruhama	Ntungamo	30/8/2022

3.	Kakanena – Rugarama North	Ntungamo	31/8/2022
4.	Burama Hill – Kamwezi	Rukiga	31/8/2022
5.	Nyarubungo - Kikagati	Isingiro	01/9/2022
6.	Halaba	Namayingo	21/09/2022
7.	Amonikakinei	Busia	21/09/2022
8.	Tororo quarry	Tororo	22/09/2022
9.	Peta quarry	Tororo	22/09/2022
10.	Sogea Satom Quarry	Mbale	23/09/2022

Appendix XIII: Environmental Radioactivity Monitoring Inspections Q2 FY 22/2023

Sn	Name of the location of the mine	Company responsible	Date	District
1.	Nyakiziba –Nyaruhanda village	Verma Sharan	06/12/2022	Kitagwenda
2.	Omukatebe-Kyendangara	C-Asian Co. Ltd	06/12/2022	Kitagwenda
3.	Kabuhweju-Kanyambu	Simba mines & Minerals Co. Ltd	07/12/2022	Ibanda
4.	Kitaka-Irimya	Shaft Sinkers (U) Ltd	08/12/2022	Ibanda
5.	Irimya, Queen Elizabeth National Park	-	07/12/2022	Ibanda
6.	Kagyezi-Irimya	Yusumiga Autos Co. Ltd	07/12/2022	Ibanda
7.	Kaiha-Rukiri	Managed by land owner	08/12/2022	Ibanda
8.	Orutooma-Rukiri	-	08/12/2022	Ibanda
9.	Kilembe mines	Kilembe Mines Limited	13/12/22	Kasese
10.	Rwamate Pozzolana Mining Site; Rwamate Village Busungu Parish L. Katwe Sub-county	Privately owned	14/12/22	
11.	Hima Limestone mining site, Kasanyarazi Village Mowlem Ward Parish Hima Town Council Busongora North Municipality	Hima Cement Limited	14/12/22	
12.	Muhokya Pozzolana Mining Site; Muhokya village, 15 Km along Mbarara Road from Kasese Town Muhokya Parish Muhokya sub-county Busongora North County	Rwenzori Agro company	14/12/22	Kasese
13.	Kagongo Pozzolana Mining Site; Kagongo Village Kamururi Parish Nyakatonzi Sub-county	Muhumuza Nyakato Cattle Keepers Ccperative Society	14/12/22	

Appendix XV: Pre-authorization inspections

S/N	FACILITY NAME	DISTRICT	DATE OF INSPECTION	TYPE OF PRACTICE
1.	Alpha Imaging Services	Mubende	01/03/2022	Medical
2.	Roentgen	Kampala	22/04/2022	Medical
3.	NSSF-Mbarara	Mbarara	20/04/2022	Security
4.	Remesta Diagnostics	Mbale	13/04/2022	Medical
5.	Busabala Road Nursing Home	Kampala	21/04/2022	Medical
6.	Sarah Medical Clinic	Kabarole	21/04/2022	Medical
7.	Busaru Health Centre	Bundibujjo	21/04/2022	Medical

S/N	FACILITY NAME	DISTRICT	DATE OF INSPECTION	TYPE OF PRACTICE
8.	Kasese Community Health & Education Foundation	Kasese	20/04/2022	Medical
9.	Doctors Plus Medical & Surgical Solutions	Tororo	12/04/2022	Medical
10.	Norvik Hospital Ltd	Kampala	05/05/2022	Medical
11.	Alicare X-Ray And Ultra Sound	Kampala	29/04/2022	Medical
12.	COSL-Kingfisher	Buliisa	05/05/2022	Industrial
13.	COSL - Tilenga	Buliisa	05/05/2022	Industrial
14.	Walimu	Lira	01/06/2022	Medical
15.	Lisa Medical Centre	Kampala	01/06/2022	Medical
16.	Alisa Medical Centre	Kampala	01/06/2022	Medical
17.	DHL International Uganda	Kampala	24/05/2022	Security
18.	PAED Medical Centre	Kampala	07/05/2022	Medical
19.	Uganda Breweries Limited	Kampala	24/06/2022	Industrial
20.	AAR Health care Uganda	Kampala	02/06/2022	Medical
21.	St. Peter's Hospital Ltd	Kiboga	11/05/2022	Medical
22.	Vine Dental Services	Kampala	06/05/2022	Medical
23.	Mulago Regional Referral Hospital	Kampala	05/05/2022	Medical
24.	Palace City Medical Services	Mbale	17/05/2022	Medical
25.	National Social Security Fund-Jinja	Jinja	27/06/2022	Security
26.	Remesta Diagnostics - Mbale	Mbale	27/06/2022	Medical
27.	Town side Clinic – Pallisa	Pallisa	27/06/2022	Medical
28.	Professor Wamukota	Mbale	27/06/2022	Medical
29.	Doctors Plus Medical & Surgical Solutions	Tororo	27/06/2022	Medical

Appendix XVI: Pre-Authorization Inspections Q1 FY2022/23

Sn	Facility Name	District	Date of Inspection	Type of practice
1.	CORSU	Wakiso	14/07/2022	Medical
2	Bayan Kampala Diagnostic Centre Ltd	Kampala	18/07/2022	Medical
3	Kampala Hospital Ltd	Kampala	18/07/2022	Medical
4	Wandegeya Imaging Centre	Kampala	13/07/2022	Medical
5	St. Mary's Health Services-Kasaala	Luwero	19/07/2022	Medical
6	Walimu-Nakaseke Hospital	Nakaseke	19/07/2022	Medical
7	Bethesda Hospital Soroti Ltd	Soroti	20/07/2020	Medical
8	Tenna Pharma And Laboratories	Kampala	25/07/2022	Medical
9	Bethesda Medical Centre-Kampala	Kampala	02/09/2022	Medical
10	St. Mary's Hospital Lacor	Gulu	31/08/2022	Medical
11	St. Joseph's Kyamulibwa Centre Iv	Kalungu	01/09/2022	Medical
12	Medwin Medical Centre	Kyenjojo	28/07/2022	Medical
13	Kihunde Hospital	Hoima	29/07/2022	Medical
14	Hoima Imaging Centre	Hoima	28/07/2022	Medical
15	Case Hospital Kampala	Kampala	09/08/2022	Medical
16	Kibuli Hospital	Kampala	26/07/2022	Medical
17	Kyenjojo General Hospital	Kyenjojo	28/07/2022	Medical
18	Gerald Matovu Hospital	Mityana	27/07/2022	Medical
19	Alpha Imaging Centre	Mubende	27/07/2022	Medical
20	Gladex Medical Centre	Kampala	09/08/2022	Medical
21	St. Francis Hospital-Naggalama	Mukono	10/08/2022	Medical
22	St. Francis Hospital-Nyenga	Buikwe	15/09/2022	Medical
23	JCRC	Wakiso	12/08/2022	Medical
24	El-Shadai Medical Centre	Wakiso	18/08/2022	Medical
25	Medicare Kampala Diagnostic Centre	Kampala	17/08/2022	Medical
26	Kyamulibwa Health Centre Ltd	Kalungu	01/09/2022	Medical

Sn	Facility Name	District	Date of Inspection	Type of practice
27	Pioneer Medical Centre-Koboko	Koboko	30/08/2022	Medical
28	Shalom Medical Diagnostic Centre	Iganga	14/09/2022	Medical
29	SMS Medical Centre	Kampala	19/08/2022	Medical
30	Nile International Hospital	Jinja	13/09/2022	Medical
31	Medsafe Hospital Ltd	Kampala	18/08/2022	Medical
32	IHK	Kampala	18/08/2022	Medical
33	Wandegeya Imaging Centre	Kampala	02/09/2022	Medical
34	Anyeke Health Centre Iv	Oyam	31/08/2022	Medical
35	Lisa Medical Centre	Kampala	19/09/2022	Medical

Appendix XVII:Pre-Authorization Inspections Q2 FY2022/23

S/N	Facility Name	District	Date Of Inspection	Type Of Practice
1	Jaro Hospital	Wakiso	10/11/2022	Medical
2	Doctor's Medical And Surgical Solutions	Tororo	12/10/2022	Medical
3	Medical Imaging Consultants	Kampala	14/10/2022	Medical
4	St. Peter's Hospital	Kiboga	18/10/2022	Medical
5	Anguyo Nelson Medical Services	Sironko	11/10/2022	Medical
6	Kam Imaging Centre Hoima	Hoima	18/10/2022	Medical
7	Case Medicare-Nalya	Wakiso	14/10/2022	Medical
8	China Uganda Friendship Hospital	Kampala	7/10/2022	Medical
9	TMR International Hospital	Kampala	06/10/2022	Medical
10	Medsafe Hospital	Kampala	25/10/2022	Medical
11	Alicare X-Ray & Ultrasound Scan Services	Wakiso	7/12/2022	Medical
12	Sameday Laboratories	Kampala	01/11/2022	Medical
13	Tororo Rock Clinic	Tororo	09/11/2022	Medical
14	Uganda Cwru University Research Collab	Kampala	04/11/2022	Medical
15	Kibiri Medical Centre	Wakiso	02/11/2022	Medical
16	Bank Of Uganda-Masaka	Masaka	08/11/2022	Industrial
17	Muwanguzi Dental Services	Kampala	06/10/2022	Medical
18	National Tb & Leprosy Program	Kampala	18/11/2022	Medical
19	Wandegeya Imaging Centre	Kampala	30/11/2022	Medical
20	Medicare Kampala Diagnostic Centre	Kampala	2/12/2022	Medical
21	Case Medicare-Nalya	Wakiso	17/11/2022	Medical
22	Joint Clinical Research Centre	Kampala	7/12/2022	Medical
23	Abii Clinic	Kampala	02/12/2022	Medical
24	Medsafe Hospital	Kampala	02/12/2022	Medical
25	Wynestone Memorial Medical Centre	Kampala	09/12/2022	Medical
26	Doctors Hospital Sseguku	Wakiso	8/12/2022	Medical
27	Jowa Health Specialised Laboratory	Kampala	20/12/2022	Medical
28	Rk Pharma Medical Clinic	Kampala	08/12/2022	Medical
29	Kibuli Muslim Hospital	Kampala	20/12/2022	Medical
30	Ruth Gaylord Hospital	Wakiso	20/12/2022	Medical
31	Musana Community Health Care	Kaliro	08/11/2022	Medical
32	Mbale General Clinic	Mbale	21/12/2022	Medical
33	Town Medical Centre	Kapchorwa	21/12/2022	Medical
34	Shalom Medical Centre	Iganga	22/12/2022	Medical
35	Doctorplus Medical And Surgical Solutions	Tororo	22/12/2022	Medical
36	Proffessor Wamukota Memorial Medical Centre	Mbale	22/12/2022	Medical
37	St. Mary Medical Services	Wakiso	21/12/2022	Medical

Appendix XIV: Pre-authorization inspections -Q3 FY 21/22

Sn	FACILITY NAME	DISTRICT	INSPECTION DATE	TYPE OF INSPECTION
1	UMC Victoria Hospital Limited-Bukoto	Kampala	18/01/2022	Medical
2	Lira University Teaching Hospital	Lira	18/01/2022	Medical
3	Spi Medicare Clinic	Mbale	19/01/2022	Medical
4	Serere Health Centre IV	Serere	19/01/2022	Medical
5	Kampala International University Teaching Hospital	Bushenyi	19/01/2022	Medical
6	St. Valentine Medical Centre	Tororo	20/01/2022	Medical
7	Mbale People's Hospital	Mbale	20/01/2022	Medical
8	Global Diagnostic Centre-Ibanda	Ibanda	20/01/2022	Medical
9	National Housing and Construction Company	Kampala	21/01/2022	Industrial
10	Travel Clinic International	Kampala	21/01/2022	Medical
11	Edpa Medical Services	Hoima	25/01/2022	Medical
12	Fortportal Regional Referral Hospital	Kabarole	27/01/2022	Medical
13	St. Ambrose Charity Health Centre	Kibaale	27/01/2022	Medical
14	Fortportal Regional Referral Hospital	Kabarole	27/01/2022	Medical
15	PAED Medical Centre	Kampala	28/01/2022	Medical
16	Kam Medical & Diagnostic Centre- Bombo Road	Kampala	28/01/2022	Medical
17	AAR Healthcare (U) Limited	Kampala	31/01/2022	Medical
18	St. Mary's Hospital - Lacor	Gulu	01/02/2022	Medical
19	Gulu Regional Referral Hospital	Gulu	01/02/2022	Medical
20	St. Joseph Hospital - Maracha	Maracha	02/02/2022	Medical
21	Pioneer Medical Centre –Koboko	Koboko	02/02/2022	Medical
22	Dr. Ambrosoli Memorial Hospital	Agago	02/02/2022	Medical
23	First Diagnostic And Orthopaedic Centre	Kampala	07/02/2022	Medical
24	Sunshine Medical Centre Limited	Kampala	07/02/2022	Medical
25	Henrob Medical Centre	Wakiso	21/02/2022	Medical
26	Town Side Clinic	Pallisa	22/02/2022	Medical
27	Cure Children Hospital Of Uganda	Mbale	23/02/2022	Medical
28	Bank Of Uganda-Mbale	Mbale	23/02/2022	Security
29	Bujubuli Health Centre III	Kyegegwa	01/03/2022	Medical
30	Alpha Imaging And Diagnostic Services	Mubende	01/03/2022	Medical
31	C.O.U Kisiizi Hospital	Kabale	02/03/2022	Medical

Appendix XVIII: Authorizations issued in facilities in 2022

S/N	FACILITY NAME	AUTHORISATION NO.	ISSUE DATE	EXPIRY DATE
1.	Afri Egypt Health Services, Jinja	AEC/PU/1798	11/02/2022	10/02/2023
2.	Arua Regional Referral Hospital	AEC/IMP/2217	28/01/2022	27/07/2022
3.	Azur Christian Health Centre	AEC/PU/1655/01	07/01/2022	06/01/2024

S/N	FACILITY NAME	AUTHORISATION NO.	ISSUE DATE	EXPIRY DATE
4.	Bank of Uganda Mbale	AEC/PU/1434/02	24/03/2022	21/03/2024
5.	Benedict Medical Centre	AEC/PU/1545/02	22/03/2022	21/03/2024
6.	Bhandari Dental Care – Kampala	AEC/PU/1535/02	20/03/2022	19/03/2024
7.	Bujubuli Health Centre III – Kyegegwa	AEC/IMP/2223	21/03/2022	20/09/2022
		AEC/PU/1805	18/03/2022	17/03/2024
8.	Century Bottling Company Limited	AEC/PU/1802	03/03/2022	02/03/2024
		AEC/IMP/2221	03/03/2022	02/09/2022
9.	Civil Aviation Authority	AEC/PU/1411/02	23/03/2022	22/03/2024
10.	CNOOC Uganda Limited, Kampala	AEC/PU/1547/01	20/01/2022	19/01/2024
11.	Cowi Uganda Limited	AEC/PU/1230/03	18/02/2022	17/02/2024
12.	Diasurge Health Care SMC Limited – Kampala	AEC/IMP/2222	10/03/2022	09/09/2022
13.	Dr. Ambrosoli Memorial Hospital, Agago	AEC/PU/1438/01	09/03/2022	08/03/2024
14.	Entebbe Handling Services	AEC/PU/1225/03	07/03/2022	06/03/2024
15.	Florence Nightingale Hospital	AEC/PU/1654/01	25/03/2022	24/03/2024
16.	International Medical Centre – Dental	AEC/PU/1799	11/02/2022	10/02/2024
17.	Kabarole Hospital	AEC/PU/1192/03	09/02/2022	08/02/2024
18.	Kam Imaging Centre – Soroti	AEC/PU/1665/01	31/01/2022	30/01/2024
19.	Kampala Imaging Centre Limited – Bombo Road	AEC/PU/1045/04	10/02/2022	09/02/2024
20.	Kampala Imaging Centre Limited – Lumumba Avenue	AEC/PU/1043/07	10/02/2022	09/02/2023
21.	Kampala Independent Hospital	AEC/PU/1231/03	22/12/2021	21/12/2023
22.	Kawolo Hospital	AEC/PU/1510/02	24/03/2022	23/03/2024
23.	Kiryandongo General Hospital	AEC/PU/1520/01	10/02/2022	09/02/2024
24.	Kitovu Hospital – Masaka	AEC/PU/1511/02	27/01/2022	26/01/2024
25.	KIU Teaching Hospital Ishaka	AEC/PU/1804	11/03/2022	10/03/2023
26.	Lubanga Ber Community Medical Centre and Preventive Services	AEC/PU/1809	25/03/2022	24/03/2024
27.	Makerere University Case Western Reserve University (MU-CWRU)	AEC/PU/1512/02	11/03/2022	10/03/2024
28.	Masindi Kitara Medical Centre	AEC/PU/1375/02	14/01/2022	13/01/2024
29.	Mayanja Memorial Hospital - Mbarara	AEC/PU/1077/04	11/03/2022	10/03/2024
30.	Mbale People’s Hospital	AEC/PU/1803	11/03/2022	10/03/2024
31.	Ministry of Health	AEC/IMP/2226	25/03/2022	24/09/2022
32.	Mota-Engil Africa S.A Uganda Branch	AEC/PU/1675/01	25/03/2022	24/03/2024
		AEC/TRA/3140	25/03/2022	24/09/2022
33.	Mt. Elgon Hospital	AEC/PU/1152/06	07/01/2022	06/01/2023
34.	Mukono C.O.U Hospital	AEC/PU/1127/04	11/03/2022	10/03/2024
35.	Nakasero Hospital Limited	AEC/PU/1191/03	19/01/2022	18/01/2024
		AEC/PU/1108/07	10/02/2022	09/02/2023
36.	National Housing and Construction Company LTD, Mbarara	AEC/PU/1797	08/02/2022	07/02/2024
37.	National Social Security Fund (Workers’ House)	AEC/PU/1417/02	07/03/2022	06/03/2024
38.	National Social Security Fund – Property Management Office	AEC/PU/1658/01	07/03/2022	06/03/2024
39.	Orient Medical Centre, Luweero	AEC/PU/1795	28/01/2022	27/01/2024
40.	Our Lady of good health Hospital Rushoroza	AEC/PU/1644/01	03/03/2022	02/03/2024
		AEC/PU/1808	24/03/2022	23/03/2024

S/N	FACILITY NAME	AUTHORISATION NO.	ISSUE DATE	EXPIRY DATE
41.	Paed Medical Centre	AEC/IMP/2225	24/03/2022	23/09/2022
42.	Prime Diagnostic Centre – Kamuli	AEC/IMP/2219	08/02/2022	07/08/2022
		AEC/PU/1796	08/02/2022	07/02/2024
43.	Prime Imaging Center	AEC/PU/1794	17/12/2021	16/12/2023
44.	Security Plus (U) LTD C/O National Housing and Construction Compnay LTD, Mbarara	AEC/IMP/2220	08/02/2022	07/08/2022
45.	Sunshine Medical Centre Limited	AEC/PU/1800	11/02/2022	10/02/2024
		AEC/IMP/2218	31/01/2022	30/07/2022
46.	Tankside Images Nsambya	AEC/PU/1641/01	11/03/2022	10/03/2024
47.	TMR International Hospiital	AEC/PU/1793	22/12/2021	21/12/2023
48.	Uganda Cares Masaka Health Care Centre	AEC/PU/1255/02	11/01/2022	10/01/2024
49.	URA Customs Department	AEC/PU/1677/01	24/03/2022	23/03/2024
		AEC/PU/1568/03	24/03/2022	23/03/2023
		AEC/PU/1806	24/03/2022	23/03/2023
		AEC/PU/1807	24/03/2022	23/03/2024
		AEC/PU/1573/03	24/03/2022	23/03/2023
		AEC/IMP/2224	24/03/2022	23/09/2022
50.	Women’s Hospital International and Fertility Centre	AEC/PU/1717/01	11/02/2022	10/02/2023
51.	Yotkom Medical Centre	AEC/PU/1650/01	17/01/2022	16/01/2024
52.	Yumbe Regional Referral Hospital	AEC/PU/1801	15/02/2022	14/02/2024

Appendix XIX: Authorizations issued in Q4 FY 21/22

SN	FACILITY NAME	AUTHORISATION NO.	ISSUE DATE	EXPIRY DATE
1.	St. Joseph Hospital Kitgum	AEC/PU/1433/02	01/04/2022	31/03/2024
2.	Rhema Medical Centre - Koboko	AEC/PU/1208/03	04/04/2022	31/04/2024
3.	St. Luke Health Centre iv	AEC/PU/1530/02	05/04/2022	04/04/2024
4.	Kam Imaging Centre Mbarara	AEC/PU/1685/01	11/04/2022	10/04/2024
5.	Crown Beverages Limited	AEC/PU/1002/05	12/04/2022	11/04/2024
6.	Crown Beverages Limited	AEC/PU/1659/01	12/04/2022	11/04/2024
7.	Divine will Diagnostic Imaging Centre	AEC/PU/1215/03	14/04/2022	13/04/2024
8.	Nile Breweries Ltd –Jinja	AEC/PU/1663/01	20/04/2022	19/04/2024
9.	Citizens Medical - Gulu	AEC/PU/1810	20/04/2022	19/04/2023
10.	Paramount Hospital Kampala	AEC/PU/1811	21/04/2022	20/04/2023
11.	Lugazi Medical and Imaging Centre – Buikwe	AEC/PU/1555/01	21/04/2022	20/04/2024
12.	St. John XXIII Hospital – Aber, Oyam	AEC/PU/1812	09/05/2022	08/05/2023
13.	Pallisa General Hospital	AEC/PU/1440/01	11/05/2022	10/05/2024
14.	Henrob Medical Centre	AEC/PU/1666/01	11/05/2022	10/05/2024
15.	Cure Children’s Hospital – Mbale	AEC/PU/1182/06	12/05/2022	11/05/2023
16.	Ecurei Mengo Hospital	AEC/PU/1531/02	16/05/2022	15/05/2024
17.	Dalton Medical Centre, Kayunga	AEC/PU/1813	16/05/2022	15/05/2024
18.	Georo Medical Clinic and Laboratory, Masaka	AEC/PU/1674/01	16/05/2022	15/05/2024

SN	FACILITY NAME	AUTHORISATION NO.	ISSUE DATE	EXPIRY DATE
19.	Kasese Community Health and Education Foundation	AEC/PU/1220/02	18/05/2022	17/05/2024
20.	Ultima Trauma and Orthopedic Centre Limited, Kampala	AEC/PU/1119/06	20/05/2022	19/05/2023
21.	St. Stephen's Hospital Mpererwe Church of Uganda	AEC/PU/1505/05	31/05/2022	30/05/2024
22.	Calcare Diagnostic X-ray Centre – Lira	AEC/PU/3147	01/06/2022	31/05/2024
23.	Great Mission Medical Centre of Guma Guma	AEC/PU/1444/02	02/06/2022	01/06/2024
24.	East African Development Bank	AEC/PU/1543/02	02/06/2022	01/06/2024
25.	Uganda Cancer Institute	AEC/PU/1747/01	08/06/2022	07/06/2023
26.	The Orthodontist Limited	AEC/PU/1526/02	02/06/2022	01/06/2024
27.	City Medicals Kampala	AEC/PU/1668/01	07/06/2022	06/06/2024
28.	Victory Medical and Diagnostic Centre - Namayingo	AEC/PU/1814	03/06/2022	02/06/2024
29.	University Research Co. LLC – USAID Defeat TB Project	AEC/PU/1539/02	08/06/2022	07/06/2024
30.	DHL International (U) Ltd	AEC/PU/3146	08/06/2022	07/06/2024
31.	Universal Kworora Nursing Home -Ntungamo	AEC/PU/1689/01	10/06/2022	09/06/2024
32.	St. Kizito Hospital – Matany	AEC/PU/1571/02	29/08/2022	28/08/2024
33.	Prime Imaging Centre – Mbarara	AEC/PU/1815	20/06/2022	19/06/2024
34.	Rayan Health Care Limited	AEC/PU/1425/03	21/06/2022	20/06/2023
35.	JB International Health Centre –Kampala	AEC/PU/1688/01	23/06/2022	22/06/2024
36.	Kibuli Muslim Hospital	AEC/PU/1517/04	23/06/2022	22/06/2023
37.	Lira University Teaching Hospital	AEC/PU/1816	23/06/2022	22/06/2024
38.	KAM Medical and Diagnostic Centre - Kalerwe	AEC/PU/1256/03	27/06/2022	26/06/2024
39.	Palace City Medical Services – Mbale	AEC/PU/1817	28/06/2022	27/06/2024
40.	Olimpat Medical Clinic - Dokolo	AEC/PU/1284/02	28/06/2022	27/06/2024
41.	Kiruddu General Referral Hospital	AEC/PU/1681/01	28/06/2022	27/06/2024
42.	Medical Imaging Consultants	AEC/PU/1616/03	28/06/2022	27/06/2023
43.	Case Medical Centre –Entebbe	AEC/PU/1678/01	28/06/2022	27/06/2024
44.	Lira Regional Referral Hospital	AEC/PU/1818	30/06/2022	29/06/2023
45.	Lira Regional Referral Hospital	AEC/PU/1819	30/06/2022	29/06/2024
46.	Schlumberger Oil field Eastern Ltd- Iganga	AEC/TRA/3141	19/04/2022	18/10/2022
47.	NDT Experts Kenya Limited	AECTRA/3142	06/06/2022	05/12/2022
48.	Sadeem Al Kuwait for General Trading & Construction Co.	AECTRA/3143	07/06/2022	06/12/2022
49.	COSL Uganda – SMC Limited- King Fisher Project – Kikuube	AEC/TRA/3144	07/06/2022	06/12/2022
50.	COSL Uganda – SMC Limited- King Fisher Project – Buliisa	AEC/TRA/3145	07/06/2022	06/12/2022
51.	Muni University - Arua	AEC/TRA/3146	21/06/2022	20/12/2022
52.	Citizens Medical - Gulu	AEC/IMP/2228	20/04/2022	19/10/2022
53.	Joint Clinical Research Centre - Lubowa	AEC/IMP/2229	09/05/2022	08/11/2022
54.	Dalton Medical Centre, Kayunga	AEC/IMP/2230	16/05/2022	15/11/2022
55.	COSL Uganda – SMS Limited, King Fisher Project, Kikuube	AEC/IMP/2231	07/06/2022	06/12/2022
56.	COSL Uganda – SMS Limited, Tilenga Project, Buliisa	AEC/IMP/2232	07/06/2022	06/12/2022

SN	FACILITY NAME	AUTHORISATION NO.	ISSUE DATE	EXPIRY DATE
57.	Ministry of Agriculture, Animal Industry and Fisheries	AEC/IMP/2233	01/06/2022	31/12/2022
58.	NDT Experts Kenya Limited	AEC/IMP/2234	06/06/2022	05/12/2022
59.	Sadeem Al-Kuwait for General Trading & Contracting Co.	AEC/IMP/2235	07/06/2022	06/12/2022
60.	Victory Medical and Diagnostic Centre – Namayingo	AEC/IMP/2236	03/06/2022	02/12/2022
61.	DHL International (U) Ltd	AEC/IMP/2237	08/06/2022	07/12/2022
62.	Prime Imaging Centre –Mbarara	AEC/IMP/2238	20/06/2022	19/12/2022
63.	Muni University Arua	AEC/IMP/2239	21/06/2022	20/12/2022
64.	Lira University Teaching Hospital	AEC/IMP/2240	23/06/2022	22/12/2022
65.	Palace City Medical Services – Mbale	AEC/IMP/2241	04/07/2022	03/01/2023
66.	Schlumberger Oil Field Eastern Ltd - Iganga	AEC/EXP/4029	19/04/2022	18/10/2022

Appendix XX: Authorizations issued in Q1 FY 22/23

Sn	Facility Name	License Number	Date of Issue	Date of Expiry
1.	AAR Healthcare (U) Limited	AEC/PU/1832	30/08/2022	29/08/2024
		AEC/IMP/2250	30/8/2022	01/03/2023
2.	Abii Clinic	AEC/PU/1837	29/9/2022	28/9/2024
3.	ADC Diagnostic Centre & Clinical Services	AEC/PU/1820	04/07/2022	03/07/2023
4.	Afri Egypt Health Services	AEC/PU/1243/04	22/08/2022	21/08/2023
		AEC/PU/1831	22/08/2022	21/08/2024
		AEC/PU/110/07	29/09/2022	28/09/2023
		AEC/PU/1109/04	29/9/2022	28/09/2024
5.	Bayan Kampala Diagnostic Center Ltd	AEC/PU/1698/01	18/08/2022	17/08/2024
6.	Bethesda Hospital Soroti-Limited	AEC/PU/1837	29/09/2022	28/09/2024
		AEC/IMP/2261	29/09/2022	28/03/2023
7.	Busingye Clinic	AEC/PU/1331/03	15/08/2022	14/08/2024
8.	Comprehensive Rehabilitation Services in Uganda (CORSU)	AEC/PU/1109/04	29/09/2022	28/09/2024
		AEC/PU/1110/07	29/09/2022	28/09/2024
		AEC/IMP/2262	29/09/2022	28/03/2023
9.	Doko Medical Clinic	AEC/PU/1271/02	15/08/2022	14/08/2024
10.	Emmanuel Medical Centre	AEC/PU/1598/01	6/09/2022	5/09/2024
11.	Gerald Matovu Ultrasound Centre	AEC/PU/1701/01	30/09/2022	29/09/2024
12.	Ggwaatiro Hospital	AEC/PU/1123/04	7/09/2022	6/09/2024
13.	Hoima Imaging Centre	AEC/PU/1564/02	7/09/2022	6/09/2024
14.	Joint Clinical Research Centre	AEC/PU/1835	7/09/2022	6/09/2024
		AEC/IMP/2254	16/09/2022	15/03/2023
15.	Kakira Sugar Limited Hospital	AEC/PU/1116/04	18/08/2022	17/08/2024
16.	Kampala Imaging Centre-Lumumba	AEC/PU/1044/04	07/07/2022	06/07/2024
17.	Kigezi Community Medical Centre	AEC/PU/1830	22/08/2022	21/08/2024
18.	Kiwoko Hospital	AEC/PU/1824	14/07/2022	13/07/2024
		AEC/PU/1251/03	18/07/2022	17/07/2024
		AEC/PU/1825	14/07/2022	13/07/2024
		AEC/IMP/2245	14/07/2022	13/01/2023
19.	Kyembogo Holy Cross Health Centre III	AEC/PU/1686/01	20/09/2022	19/09/2024

Sn	Facility Name	License Number	Date of Issue	Date of Expiry
20.	Kyotera Medical Centre	AEC/PU/1502/02	15/07/2022	14/07/2024
21.	Life Link Hospital- Namugongo	AEC/PU/1142/04	28/09/2022	27/09/2024
22.	Lira Medical Centre	AEC/PU/1207/03	08/08/2022	07/08/2024
23.		AEC/PU/1692/01	22/08/2022	21/08/2023
24.	Mestil Hotel and Residences	AEC/PU/1828	04/08/2022	03/08/2024
25.	Mulago National Referral Hospital-Accident and Emergency Unit	AEC/PU/1631/02	20/09/2022	19/09/2023
26.	National Social Security Fund-Mbarara	AEC/PU/1839	30/09/2022	29/09/2024
		AEC/IMP/2264	30/09/2022	29/09/2024
27.	Nile Breweries Limited-Jinja	AEC/PU/1063/03	02/08/2022	01/08/2024
		AEC/PU/1540/02	02/08/2022	01/08/2024
28.	Norvik Hospital Ltd	AEC/PU/1150/05	19/07/2022	18/07/2023
		AEC/PU/1827	19/07/2022	18/07/2024
29.	Roentgen Imaging and International Services	AEC/PU/1821	07/07/2022	06/07/2024
30.	Ruby Hospital	AEC/PU/1694/01	20/09/2022	19/09/2024
31.	Serere Health Centre IV	AEC/PU/1836	19/09/2022	18/09/2024
32.	Soroti Joint Medical Services	AEC/PU/1699/01	09/08/2022	08/08/2024
33.	St. Benedicts Health Centre	AEC/PU/1838	29/09/2022	28/09/2024
		AEC/IMP/2263	28/09/2022	27/03/2023
34.	St. Joseph's Hospital Kitgum	AEC/PU/1833	7/09/2022	6/09/2024
35.	St. Kizito Hospital-Matany	AEC/PU/1571/01	29/08/2022	28/08/2024
36.	St. Mary's Hospital Lacor Gulu	AEC/PU/1107/04	13/07/2022	12/07/2023
37.	Supreme Medical Centre	AEC/PU/1247/03	18/07/2022	17/07/2024
38.	Tenna and Pharma Laboratories	AEC/PU/1829	18/08/2022	17/08/2024
39.	Travel Clinic International	AEC/PU/1669/01	18/08/2022	17/08/2024
40.	Uganda Breweries Limited	AEC/PU/1826	18/07/2022	17/07/2024
	Uganda Breweries Limited	AEC/EXP/4030	18/07/2022	17/01/2023
41.	UMC Victoria Hospital Bukoto	AEC/PU/1822	11/07/2022	10/07/2023
		AEC/PU/1823	11/07/2022	10/07/2024
		AEC/PU/1749/01	11/07/2022	10/07/2023
42.	Palace City Medical Services – Mbale	AEC/IMP/2241	04/07/2022	03/01/2023
43.	Case Medical Centre Entebbe	AEC/IMP/2242	04/07/2022	03/01/2023
44.	Roentgen Imaging and Interventional Services	AEC/IMP/2243	07/07/2022	06/01/2023
45.	Dott Services Limited	AEC/IMP/2244	07/07/2022	06/01/2023
46.	Pearl Engineering Company Limited	AEC/TRA/3150	09/08/2022	08/08/2023
47.	Schlumberger Oilfield Eastern Limited	AEC/TRA/3148	17/08/2022	16/02/2023
		AEC/EXP/4031		
48.	Carewise Laboratories and Diagnostic Centre	AEC/SL/6035	18/08/2022	OPEN
49.	Uganda Cancer Institute	AEC/IMP/2246	22/8/2022	21/2/2023
50.	Kigezi Community Medical Centre	AEC/IMP/2247	22/8/2022	21/2/2023
51.	MU-JHU Research Collaboration	AEC/IMP/2248	24/8/2022	23/2/2023
52.	Pacific Diagnostics	AEC/IMP/2249	30/8/2022	1/3/2023
		AEC/SL/6036	30/8/2022	OPEN
53.	Kaiyuantang (U) Ltd	AEC/IMP/2251	6/9/2022	5/3/2023
54.	St. Mary's Hospital-Lacor	AEC/TRANS/027	07/09/2022	06/03/20223
55.	Medical and Community Support Organisation Uganda	AEC/IMP/2253	13/09/2022	12/03/2023
56.	COSL Uganda-SMC Limited-Kingfisher Project	AEC/IMP/2231	15/09/2022	14/03/2023
		AEC/TRA/3144		
57.	COSL Uganda-SMC Limited-Tilenga Project	AEC/IMP/32	15/09/2022	14/03/2023
		AEC/TRA/3145		

Sn	Facility Name	License Number	Date of Issue	Date of Expiry
58.	Erine Medical Clinic and Laboratory	AEC/IMP/2255	20/9/2022	19/03/2023
59.	Smith Medical Clinic and Laboratory	AEC/IMP/2256	20/9/2022	19/03/2023
60.	Ministry of Agriculture Animal Industry and Fisheries	AEC/IMP/2256	20/9/2022	19/03/2023
61.	COWI Uganda Limited	AEC/TRANS/028	22/09/2022	21/03/2023
62.	Mota Engil SA Uganda Limited	AEC/TRA/3151	22/09/2022	21/03/2023
63.	C. O.U Bwindi Community Hospital	AEC/IMP/2258	22/9/2022	21/03/2023
64.	Kamit Energies Uganda	AEC/IMP/2259	23/9/2022	22/03/2023
65.	Energo Projekt Niskogradnja	AEC/IMP/2260	26/09/2022	25/03/2023
		AEC/TRA/3152	26/09/2022	25/03/2023
66.	COSL Uganda-SMC Limited-Kingfisher Project	AEC/IMP/2265	30/9/2022	29/3/2023
		AEC/TRA/3153	30/9/2022	29/3/2023
67.	COSL Uganda-SMC Limited-Tilenga Project	AEC/IMP/2266	30/9/2022	29/3/2023
		AEC/TRA/3154	30/9/2022	29/3/2023

Appendix XXI: List of active facilities with never licensed radiation sources

S/n	Facility Name	Type of application	District	Radiation source(s) Type
1.	Abi Medical Diagnostic Centre	Medical	Masindi	MXM
2.	Alicare X-ray and Ultra sound scan Services	Medical	Wakiso	1 MXM
3.	Alisa Dental Services	Medical	Kampala	1 DXM
				1 OPG
4.	Alleлуйah Joint Maternity Clinic	Medical	Lira	1 FXM
5.	AN Medical Services	Medical	Sironko	1 MXM
6.	Apac Hospital	Medical	Apac	1 MXM
7.	Arua Regional Referral Hospital	Medical	Arua	1 MXM
				1 CT
8.	Bududa Hospital	Medical	Bududa	1 FXM
9.	Butenga Health Centre IV	Medical	Bukomansim bi	1 MXM
10.	Cambridge Health Medical Centre	Private	Medical	FXM
11.	Child & Family Foundation Uganda	Medical	Kampala	1 FXM
12.	China Railway 7th Group Co. Ltd	Industrial	Kampala	1 Cs-137, 1 Am241, Be
13.	City Medical Services	Medical	Kabarole	1 MXM
14.	CSI Medical Centre	Medical	Kampala	1 MXM
15.	Deniz Medical Centre	Medical	Kiboga	1 MXM
16.	Doctor's Hospital Seguku	Medical	Kampala	1 DXM
17.	Doctor Plus Medical and Surgical Solutions	Medical	Tororo	1 FXM
18.	Ebenesor Oral Clinic	Medical	Kampala	1 DXM
19.	EDPA Medical Services	Medical	Private	1 DXM
20.	Entebbe Regional Referral Hospital	Medical	Wakiso	1 FXM
				1 DXM
				1 CT
21.	First Diagnostic & Orthopaedic Center	Medical	Kampala	1 MXM
22.	Fitzmann Medical and Dental Clinic	Medical	Gulu	1 FXM
23.	Fort Portal Regional Referral Hospital	Medical	Kabarole	1 C-Arm
				1 CT
24.	Global Diagnostic Center	Medical	Ibanda	1 MXM
25.	Gladex Diagnostic Services	Medical	Kampala	1 FXM

S/n	Facility Name	Type of application	District	Radiation source(s) Type
26.	Great Lakes International Hospital	Medical	Kabarole	1 MXM
27.	Grace Family Medical Centre	Medical	Koboko	1 MXM
28.	Gulu Independent Hospital	Medical	Gulu	1 CT
29.	Gulu Regional Referral Hospital	Medical	Gulu	1 MXM 1 CT
30.	Herona Hospital Ltd	Medical	Mukono	1 FXM
31.	Healing Hands Medical and Diagnostic Center	Medical	Wakiso	1 MXM
32.	His Grace Community Hospital	Medical	Wakiso	1 FXM
33.	Hoima Regional Referral Hospital	Medical	Hoima	1 CT
34.	Industrial X-ray & Allied Radiographers (EA) Ltd	Private	Industrial	Industrial X-ray Machine
35.	International Hospital Kampala-Namuwongo	Medical	Kampala	1 CT
36.	Jaro Hospital	Medical	Kampala	1 FXM
37.	Jessic Medical & Radiology Services	Medical	Arua	1 MXM
38.	Jinja Regional Referral Hospital	Medical	Jinja	1 CT
39.	Jowa Health Specialized Laboratory	Medical	Kampala	MXM
40.	Kaabong Hospital	Medical	Kabongo	1 FXM
41.	Kabale Regional Referral Hospital	Medical	Kabale	1 C-Arm 1 CT 2 DXM
42.	Kagadi Hospital	Medical	Kagadi	1 MXM
43.	Kagando Hospital	Medical	Kasese	1 MXM
44.	KAM Imaging Centre-Hoima	Medical	Hoima	1 MXM
45.	Kampala Dental Services	Medical	Kampala	1 DXM
46.	Katakwi General Hospital	Medical	Katakwi	1 MXM
47.	Kibiri Medical Centre	Medical	Wakiso	1 MXM
48.	Kibuli Muslim Hospital	Medical	Kampala	1 FXM
49.	Kitovu Hospital	Medical	Masaka	1 CT
50.	KPC Cotec Medical Company (KMCK)	Medical	Kampala	1 FXM
51.	Kyamulibwa Health Centre Limited	Medical	Masaka	1 FXM
52.	Kyenjojo General Hospital	Medical	Kyenjojo	1 MXM
53.	Lake Victoria Serena Hotel Kigo	Security	Wakiso	1 BXS
54.	Lifepius Medical Centre	Medical	Bundibugyo	1 FXM
55.	Lira Regional Referral Hospital	Medical	Lira	1 CT
56.	Live on Medical Clinic and Lab	Medical	Kotido	1 MXM
57.	Masindi Kitara Hospital	Medical	Masindi	1 PDXM
58.	Mayo Orthopaedic Centre	Medical	Lamwo	1 MXM
59.	Mediheal Hospital Uganda Limited	Medical	Kampala	CT
60.	Medsafe Hospital Limited	Medical	Kampala	1 FXM
61.	Medwin Medical Centre	Medical	Kyenjojo	1 MXM
62.	Mengo Hospital-Out Patient Department (OPD)	Medical	Kampala	1 FXM
63.	Merck Clinic	Medical	Kampala	1 MXM
64.	Midtown Clinic	Medical	Kampala	1 DXM
65.	Mityana General Hospital	Medical	Mityana	1 MXM
66.	MK International Hospital	Medical	Kabarole	1 FXM
67.	Moroto Regional Referral Hospital	Medical	Moroto	1 CT
68.	Mpigi Imaging Centre	Medical	Mpigi	1 MXM
69.	Mulago National Specialized Hospital	Medical	Kampala	2 FXM 1 BXS 1 FXM 1 MM 1CT
70.	Musana Community Health Centre-Kaliro	Medical	Kaliro	1 FXM
71.	National Social Security Fund-Jinja	Security	Jinja	1 BXS
72.	National TB and Leprosy Program	Medical	Kampala	02 PXM
73.	Nile International Hospital- Jinja	Medical	Jinja	1 CT 1 C-arm
74.	Oman Medical Centre	Medical	Kampala	1 FXM
75.	Paramount Hospital	Medical	Kampala	1 MXM

S/n	Facility Name	Type of application	District	Radiation source(s) Type
76.	Pearl Diagnostics Health Centre	Medical	Bundibugyo	1 FXM
77.	Pentagon Medical and Diagnostic Centre	Private	Medical	FXM
78.	Prime Medicare Clinic	Medical	Kampala	1 MXM
79.	Professor Wamukota Medical Center	Medical	Mbale	1 MXM
80.	Protea Hotel, Kampala Skyz	Security	Kampala	1 BXS
81.	Rakai Hospital	Medical	Rakai	1 MXM
82.	Rhema Medical Centre-Paidha	Medical	Zombo	MXM
83.	Restoration Gateway Hospital	Medical	Kiryandongo	1 MXM, 1 DXM
84.	RK Pharma Medical Clinic - Bukoto	Medical	Wakiso	FXM
85.	Rose of Sharon	Medical	Nebbi	1 PXM
86.	Rhona Medical Centre	Medical	Kampala	1 DXM
87.	Sadeem Al Kuwait for General Trading & Contracting Company	Industrial	Apac	1 Cs-137 1 Am241:Be
88.	Scanlab Diagnostics	Medical	Wakiso	1 MXM
89.	Showers Foundation	Medical	Nebbi	1 MXM
90.	SMS Medical Centre	Medical	Kampala	1 PXM
91.	Soroti Medical Associates Nursing Home	Medical	Soroti	1 MXM
92.	Soroti Regional Referral Hospital	Medical	Soroti	1 PXM
93.	SR. Dental Clinic	Medical	Kampala	1 DXM
94.	St. Francis Hospital-Mutolere	Medical	Kisoro	1 CT
95.	St. Luke Medical Chambers Rukungiri	Medical	Rukungiri	1 FXM, 1 DXM
96.	St. Mary's Health Center III Kasaala	Medical	Luweero	1 MXM
97.	St. Valentine Medical Centre	Medical	Tororo	1 MXM
98.	Sunset Consult Clinic Mulago	Medical	Kampala	1 MXM
99.	Tafik International Health Centre	Medical	Kampala	1 FXM
100.	TMR International Hospital	Medical	Kampala	1 CT
101.	Tororo Rock Clinic	Private	Medical	1 FXM
102.	Townside Clinic	Medical	Pallisa	1 FXM
103.	Town Medical Centre	Medical	Kapchorwa	1 MXM
104.	Uganda National Roads Authority (UNRA)-Kyambogo Branch	Industrial	Kampala	8 Cs-137, 8 Am 241: Be
105.	Uganda Technical College Lira	Industrial	Lira	13 Cs-137, 13 Am 241: Be
106.	Uganda Wildlife Education Centre	Medical	Wakiso	1 MXM
107.	Vision for Africa International Jehovah Rapha Health Centre IV	Private	Medical	FXM
108.	Walimu (Kassanda Health Centre IV)	Medical	Mityana	1 MXM
109.	Walimu (Nakaseke)	Medical	Kampala	1 MXM
110.	Yahmin Healthcare Ltd	Medical	Kampala	1 MXM

Appendix XXII: Authorizations Issued in Q2 FY 22/23

Sn	Facility Name	License Number	Date of Issue	Date of Expiry
1	Alpha Imaging Services	AEC/PU/1840	10/10/2022	9/10/2024
2	Bank Of Uganda Clinic	AEC/PU/1252/03	10/10/2022	9/10/2024
3	China Uganda Friendship Hospital Naguru	AEC/PU/1831	13/10/2022	12/10/2024
4	Uganda Heart Institute	AEC/PU/1018/19	11/10/2022	10/10/2023
5	Twani's Dental Clinic Smc Ltd	AEC/PU/1309	17/10/2022	16/10/2024
6	Kumi Orthopaedic Centre	AEC/PU/1648	17/10/2022	16/10/2023
7	Sunshine Medical Centre Ltd	AEC/PU/1841	12/10/2022	11/10/2024
		AEC/PU/1800	11/10/2022	10/2/2024
8	Joint Clinical Research Centre	AEC/PU/1695/01	24/10/2022	23/10/2024
		AEC/IMP/2254	16/9/2022	15/3/2023

Sn	Facility Name	License Number	Date of Issue	Date of Expiry
9	International Hospital Kampala	AEC/IMP/2268	24/10/2022	23/4/2023
		AEC/PU/1600/02	28/12/2022	27/12/2022
10	Probity Engineering And Investiment	AEC/EXP/4032	24/10/2022	23/4/2023
		AEC/PU/1842	21/10/2022	20/10/2023
11	Uganda Technical College-Lira	AEC/IMP/2267	24/10/2022	23/4/2023
		AEC/TRA/3155	24/10/2022	23/4/2023
12	Kyetume Community Based Healthcare	AEC/PU/1325/02	28/10/2022	27/10/2024
13	Serere Diagnostic Centre	AEC/PU/1843	25/10/2022	24/10/2024
14	Children's Surgical Hospital	AEC/PU/1709/01	26/10/2022	25/10/2024
		AEC/PU/1710/02	26/10/2022	25/10/2023
15	Mota Engil Africa S.A Uganda Branch	AEC/PU/1845	2/11/2022	1/11/2024
16	Nairobi Enterprises (U) Ltd	AEC/IMP/2269	28/10/2022	27/4/2023
17	Kitgum General Hospital	AEC/PU/1542/02	28/10/2022	27/10/2024
18	Centenary Rural Development Bank	AEC/PU/1283/03	28/10/2022	27/10/2024
19	Uganda Cancer Institute	AEC/PU/1572/03	3/11/2022	2/11/2023
		AEC/PU/1780/01	3/11/2022	2/11/2023
		AEC/PU/1509/04	3/11/2022	2/11/2023
		AEC/PU/1657/01	3/11/2022	2/11/2023
		AEC/IMP/2271	3/11/2022	2/4/2023
		AEC/TRA/3157	3/11/2022	2/4/2023
20	Bai Health And Medical International Centre	AEC/PU/1204/03	26/10/2022	25/10/2024
21	El-Shadai Medical Centre-Entebbe	AEC/PU/1846	3/11/2022	2/11/2024
		AEC/IMP/2270	3/11/2022	2/5/2023
22	Lisa Medical Centre	AEC/PU/1844	31/10/2022	30/10/2024
23	Remesta Diagnostics	AEC/PU/1643/01	02/11/2022	1/11/2024
24	Mwesigye Healthcare Clinic-Kigongi	AEC/PU/1651/01	08/11/2022	7/11/2024
25	Kihunde Hospital	AEC/PU/1847	04/11/2022	3/11/2024
		AEC/IMP/2272	04/11/2022	3/5/2023
26	Medic Imaging Centre-Iganga	AEC/PU/1059/04	10/11/2022	9/11/2024
27	Nile Breweries Ltd-Mbarara	AEC/PU/1066/04	11/11/2022	10/11/2024
28	St Peters Hospital Kiboga	AEC/PU/1850	28/11/2022	27/11/2024
29	Fortportal Regional Referral Hospital	AEC/PU/1848	14/11/2022	13/11/2024
30	Sameday Laboratories	AEC/PU/1849	14/11/2022	13/11/2024
		AEC/IMP/2273	14/11/2022	13/5/2023
31	St. Catherine's Hospital	AEC/PU/1697/01	16/11/2022	15/11/2024
32	Adjumani General Hospital	AEC/PU/1714/01	17/11/2022	16/11/2024
33	Goodwill Medical Clinic-Lyantonde	AEC/PU/1524/02	16/11/2022	15/11/2024
34	Gulu Independent Hospital	AEC/IMP/2274	21/11/2022	20/5/2023
35	Medical World	AEC/PU/1548/02	2/12/2022	1/12/2024
36	Mediheal Hospital Uganda Limited	AEC/IMP/2275	24/11/2022	23/5/2023
37	Kiryandongo General Hospital	AEC/PU/1520/01	2/10/2022	1/10/2024
38	Pernix Construction Llc	AEC/PU/1718/01	05/12/2022	4/12/2024
		AEC/TRA/3158	5/12/2022	4/6/2023
39	Jinja Regional Referral Hospital	AEC/PU/1290/03	05/12/2022	4/12/2024
40	Uganda Cwru Research Collaboration	AEC/PU/1512/02	3/11/2022	2/11/2024
41	Bududa Hospital	AEC/PU/1852	8/12/2022	7/12/2024
42	Mawano Dental Clinic Ltd	AEC/PU/1304/03	12/12/2022	11/12/2024
43	Mm Integrated Steel Mills Ltd	AEC/PU/1055/06	12/12/2022	11/12/2024
44	Mildmay	AEC/PU/1578/02	6/12/2022	5/12/2024
45	St. Dominic Basic Health Serviceas	AEC/PU/1580/02	21/12/2022	20/12/2024
46	Medipal Internation Hospital	AEC/PU/1721/02	20/12/2022	19/12/2023

Sn	Facility Name	License Number	Date of Issue	Date of Expiry
47	Case Hospital	AEC/IMP/2276	21/12/2022	20/6/2023
		AEC/PU/1853	21/12/2022	20/12/2023
48	Ecurie Mengo Hospital	AEC/PU/1772/01	27/12/2022	26/12/2023
49	Uganda Breweries Ltd -Kampala	AEC/PU/1155/04	28/12/2022	27/12/2024
		AEC/PU/1169/02	28/12/2022	27/12/2024
50	International Organization For Migration	AEC/PU/1600/02	28/12/2022	27/12/2024

Appendix XXIII: Facilities with Licensed radiation sources as at 31/12/2022

SN	Facility Name	Type of Facility	District	Licensed Machine/ Radioactive sources
1.	AAR Healthcare (U) Limited	Medical	Kampala	Fixed X-ray
2.	Abubaker Technical Services and general supplies	Industrial	Private	1 Cs-137 1 Am 241: Be
3.	Access Dental Care	Medical	Kampala	Dental X-ray
4.	ADC Diagnostic Centre & Clinical Services	Medical	Lira	Mobile X-ray
5.	Adjumani General Hospital	Medical	Adjumani	Fixed X-ray
6.	Afri Egypt Health Services	Medical	Jinja	Fixed X-ray Mammography Bone Densitometer CT
7.	AFYA Medical & Diagnostic Centre	Medical	Kasese	1 Mobile X-ray
8.	Agakhan University Hospital-Acacia Medical Centre	Medical	Kampala	Fixed X-ray
9.	Agakhan University Hospital-Kampala Medical Centre (DTB)	Medical	Kampala	Fixed X-ray
10.	Alpha Imaging and Diagnostic Centre	Medical	Mubende	Mobile X-ray
11.	Amai Community Hospital	Medical	Amolatar	Fixed X-ray
12.	Anbar Hospital	Medical	Mubende	Fixed X-ray
13.	Auromeera Industries Ltd	Industrial	Jinja	Kr-85
14.	Azur Christian Health Centre IV	Medical	Hoima	Fixed X-ray
15.	Bai Health & Medical International Centre	Medical	Private	Fixed X-ray
16.	Bank of Uganda Clinic	Medical	Kampala	OPG Dental X-ray I/O Dental X-ray
17.	Bank of Uganda-Jinja	Industrial	Jinja	Baggage scanner,
18.	Bank of Uganda-Kabale	Industrial	Kabale	Baggage scanner,
19.	Bank of Uganda-Kampala	Industrial	Kampala	Baggage scanner,
20.	Bank of Uganda-Arua	Industrial	Arua	Baggage Scanner
21.	Bank of Uganda-Mbarara	Industrial	Mbarara	Baggage Scanner
22.	Bank of Uganda-Gulu	Industrial	Gulu	Baggage Scanner
23.	Bank of Uganda-Mbale	Industrial	Mbale	Baggage Scanner
24.	Basils Dental Clinic Limited	Medical	Kampala	Dental X-ray
25.	Bayan Kampala Diagnostic Center Ltd	Medical	Kampala	Fixed X-ray
26.	Bhandari Dental Care	Medical	Kampala	Hand held Dental X-ray
27.	Benedict Medical Centre	Medical	Kampala	Fixed X-ray
28.	Bethany Womens & Family Hospital	Medical	Kampala	Fixed X-ray
29.	Bethesda Hospital Soroti Ltd	Medical	Soroti	Fixed X-ray Dental X-ray
30.	Belcher Orthopaedic Centre Gulu	Medical	Gulu	Mobile X-ray
31.	Bishop Ceaser Asili Hospital	Medical	Luwero	Fixed X-ray & Dental X-ray
32.	B.K Medical Orthopedic Clinic	Medical	Ibanda	Mobile X-ray
33.	Born Medical Centre	Medical	Lyantonde	Mobile X-ray
34.	Bududa Hospital	Medical	Bududa	Portable X-ray

SN	Facility Name	Type of Facility	District	Licensed Machine/ Radioactive sources
35.	Busingye Clinic	Medical	Ibanda	Mobile X-ray
36.	Bwindi Community Hospital	Medical	Kanungu	2 Fixed X-rays, 01 mobile
37.	Bujubuli Health Centre IV Kyegegwa	Medical	Kyegegwa	Fixed X-ray
38.	Canaan Medical Centre	Medical	Luwero	Mobile X-ray
39.	Calcare Diagnostic X-ray Centre	Medical	Lira	Mobile X-ray
	Case Hospital – Buganda Road	Medical	Kampala	1 Fixed Cath lab
40.	Case Medical Centre Hima Branch	Medical	Kasese	Dental X-ray, Mobile X-ray
41.	Case Medical Centre Entebbe	Medical	Wakiso	Mobile X-ray CT
42.	Centenary Rural Development Bank	Security	Kampala	Baggage X-ray
43.	Century Bottling Co. Ltd Namanve Plant Mukono	Industrial	Mukono	6 Am 241 Fill Level gauge
44.	Children’s Surgical Hospital	Medical	Wakiso	1 Fixed X-ray 1 Mobile X-ray CT
45.	China Civil Engineering Construction Company in Joint Venture with China Railway 19 th Bureau Group (U) Ltd	Industrial	Kampala	3 Am241:Be, 3 Cs-137
46.	China Railway No.3 Engineering Group Co.	Industrial	Kampala	3 Am241:Be, 3 Cs-137
47.	China Uganda Friendship Hospital	Medical	Kampala	C-arm Fixed X-ray
48.	Citizens Medicals Gulu	Medical	Gulu	CT
49.	City Care Medical Center	Medical	Jinja	Mobile X-ray
50.	City Medicals Centre- Kampala	Medical	Kampala	Mobile X-ray Mobile X-ray
51.	City Medicals-Hoima	Medical	Hoima	Mobile X-Ray, Dental X-Ray
52.	Civil Aviation Authority (CAA)	Security	Wakiso	22 Baggage scanners
53.	Crown Beverages Limited	Industrial	Kampala	03 Am 241 X-ray Filler
54.	Comprehensive Rehabilitation Services in Uganda (CoRSU)	Medical	Wakiso	Fixed X-ray and Mobile X-ray 2 C-Arms Fixed X-ray
55.	Cowi Uganda Limited	Industrial	Kampala	3Cs-137, 3 Am241/Be
56.	C.O.U Kisiizi Hospital	Medical	Rukungiri	Fixed X-ray Fixed X-ray
57.	Cure Children’s Hospital of Uganda	Medical	Mbale	Fixed X-ray CT
58.	Cure O’ Sity Healthcare Centre	Medical	Kampala	2 Dental X-ray
59.	DAS Handling Ltd	Security	Wakiso	2 baggage scanners
60.	Dalton Medical Centre Kayunga	Medical	Kayunga	Mobile X-ray
61.	Divine Will Diagnostic Imaging Centre Kasese	Medical	Kasese	Fixed X-ray
62.	Doctor’s Case Medicals Ltd	Medical	Rukungiri	Fixed X-ray
63.	Doctor’s Medical Centre Kampala	Medical	Kampala	Mobile X-ray
64.	Doctor’s Plaza Nsambya	Medical	Kampala	Fixed X-ray Machine
65.	Doko Medical Clinic	Medical	Mbale	Fixed X-ray
66.	Dott Services Ltd	Medical	Kampala	2 Cs-137, 2Am241/Be
67.	Double Cure Medical Centre	Medical	Mpigi	Mobile X-ray
68.	Dr. Ambrosoli Memorial Hospital Kalongo	Medical	Agago	Mobile X-ray, Fixed X-ray
69.	DHL International (U) Ltd	Security	Kampala	Baggage Scanner

SN	Facility Name	Type of Facility	District	Licensed Machine/ Radioactive sources
70.	East Africa Development Bank	Security	Kampala	Baggage Scanner
71.	Ebenezer Imaging Center	Medical	Kasese	Mobile X-ray
72.	Ecurei Mengo Hospital	Medical	Kampala	Fixed X-ray, Mobile X-ray CT
73.	Elshadai Medical Centre-Entebbe	Medical	Private	Mobile X-ray
74.	Emmanuel Medical Centre	Medical	Wakiso	Mobile X-ray
75.	Entebbe Handling Services (ENHAS)	Security	Wakiso	4 Baggage scanners
76.	Family Care Hospital Arua	Medical	Arua	Mobile X-ray
77.	Florence Nightingale Hospital	Medical	Apac	Fixed X-ray
78.	Fort Portal Regional Referral Hospital	Medical	Kabarole	Mobile X-ray
79.	General Military Hospital Bombo	Medical	Luweero	Mobile X-ray
80.	Georo Medical Clinic and laboratory Masaka	Medical	Masaka	Fixed X-ray
81.	Gerald Matovu Ultrasound Centre	Medical	Mityana	Mobile X-ray
82.	Gombe Hospital	Medical	Butambala	2 Fixed X-ray
83.	Golden Tulip Canaan Kampala	Industrial	Kampala	Baggage X-ray
84.	Good Will Imaging Services Masaka	Medical	Masaka	Mobile X-ray
85.	Good Will Medical Clinic-Lyantonde	Medical	Lyantonde	Mobile X-ray
86.	Great Mission Medical Centre of Guma Guma	Medical	Sembabule	Mobile X-ray
87.	Gulu Regional Referral Hospital	Medical	Gulu	Fixed X-ray
88.	Gulsan Insaat Sanyi Turizm Nakliyat Ve Ticaret Anonim Sirketi	Industrial	Kampala	2Cs-137, 2Am241/Be
89.	Ggwaatiro Hospital	Medical	Wakiso	Fixed X-ray
90.	Herona Hospital Ltd	Medical	Mukono	Mobile X-ray
91.	Henrob Medical Centre	Medical	Kampala	Mobile X-ray
92.	Hoima Imaging Centre	Medical	Hoima	Mobile X-ray
93.	Hoima Regional Referral Hospital	Medical	Hoima	Mobile X-ray
94.	Holy Cross Orthodox Hospital	Medical	Kampala	Mobile X-ray
95.	International Hospital Kampala-Namuwongo	Medical	Kampala	Mobile X-ray, mammography
96.	International Medical Centre Dental	Medical	Kampala	OPG Dental X-ray
97.	International Organization Migration (IOM)	Medical	Kampala	Fixed X-ray
98.	JB International Centre	Medical	Kampala	Fixed X-ray
99.	Joint Clinical Research Centre	Medical	Wakiso	X-ray Blood Irradiator Fixed X-ray
100.	Jonathan Medical Centre Kayunga	Medical	Kayunga	Mobile X-ray
101.	Kabarole Hospital	Medical	Kabarole	Fixed X-ray
102.	Kabale Regional Referral Hospital	Medical	Kabale	Fixed X-ray
103.	Kasangati Health Centre IV	Medical	Wakiso	Mobile X-ray
104.	Kairos Medical Centre	Medical	Mukono	Fixed X-ray
105.	Kaloli Lwanga Hospital Nyakibale	Medical	Rukungiri	Mobile X-ray
106.	Kalson Medical Services	Medical	Kampala	Fixed X-ray
107.	Kakira Sugar Limited Hospital	Medical	Jinja	Fixed X-ray
108.	Kam Imaging Centre Soroti	Medical	Soroti	Mobile X-ray
109.	Kam Imaging Centre Mbarara	Medical	Mbarara	Mobile X-ray
110.	Kam Medical and Diagnostic Centre Kalerwe	Medical	Kampala	Mobile X-ray
111.	Kampala International University Teaching Hospital – Ishaka	Medical	Bushenyi	CT
112.	Kampala Independent Hospital	Medical	Kampala	Fixed X-ray
113.	Kampala Imaging Centre-Ngabo	Medical	Kampala	Fixed X-ray

SN	Facility Name	Type of Facility	District	Licensed Machine/ Radioactive sources
114.	Kampala Imaging Centre- Lumumba	Medical	Kampala	Fluoroscopy Fixed X-ray
115.	Kampala Imaging Centre- Bombo	Medical	Kampala	Fixed X-ray
116.	Kampala Serena Hotel	Industrial	Kampala	X-Ray Baggage Scanner
117.	Kasese Community Health and Education Foundation	Medical	Kasese	Mobile X-ray
118.	Kawempe National Referral Hospital	Medical	Kampala	Mobile X-ray
119.	Kawolo Hospital	Medical	Buikwe	Fixed X-ray
120.	Kiboga General Hospital	Medical	Kiboga	Fixed X-ray
121.	Kibuli Muslim Hospital	Medical	Kampala	Fixed X-ray and Mammography CT
122.	Kigezi Community Medical Centre	Medical	Kanungu	Fixed X-ray
123.	Kihunde Hospital	Medical	Hoima	Fixed X-ray
124.	Kiruddu National Referral Hospital	Medical	Kampala	Mobile X-ray
125.	Kiryandongo General Hospital	Medical	Kiryandongo	2 Fixed X-ray, 1 Dental X-ray
126.	Kisubi Hospital	Medical	Wakiso	Fixed X-ray
127.	Kitagata General Hospital	Medical	Sheema	Fixed X-ray
128.	Kitgum Imaging Centre	Medical	Kitgum	Mobile X-ray
129.	Kitgum General Hospital	Medical	Kitgum	Fixed X-ray
130.	Kitovu Hospital	Medical	Masaka	Fixed X-ray
131.	Kiwoko Hospital	Medical	Nakaseke	Mobile X-ray Mobile X-ray C-Arm
132.	Kona Clinic-Amuria	Medical	Amuria	Mobile X-ray
133.	Kristo Medical & Diagnostic Centre	Medical	Adjumani	Mobile X-ray
134.	Kumi Hospital	Medical	Kumi	Fixed X-ray
135.	Kumi Orthopaedic Centre	Medical	Kumi	Fluoroscopy
136.	Kyadondo Medical Centre Kawempe	Medical	Kampala	Fixed X-ray
137.	Kyembogo Holy Cross Health Centre III	Medical	Kyenjojo	Fixed X-ray
138.	Kyetume Community Based Health Care Program	Medical	Mukono	Mobile X-ray
139.	Kyotera Medical Centre	Medical	Rakai	Mobile X-ray
140.	Lamogi Medical Center	Medical	Wakiso	Fixed X-ray
141.	Le'memorial Medical Services	Medical	Kampala	Fixed X-ray
142.	Life Link Hospital- Namugongo	Medical	Wakiso	Fixed X-ray
143.	LifeAid Mediclinic Services	Medical	Kabalore	Fixed X-ray
144.	Lifeline International Hospital	Medical	Wakiso	Fixed X-ray
145.	Lira Medical Diagnostic Centre	Medical	Lira	Fixed X-ray
146.	Lira Medical Centre	Medical	Lira	Mobile X-ray
147.	Lira University Teaching Hospital	Medical	Lira	Fixed X-ray
148.	Lira Regional Referral Hospital	Medical	Lira	2 Mobile X-ray, Fixed X-ray Fluoroscopy Fixed, Mobile, Dental X-ray
149.	Lisa Medical Centre	Medical	Private	Mobile X-ray
150.	Lubaga Hospital	Medical	Kampala	CT, C-Arm Fixed X-ray, Dental X-ray
151.	Lubangaber Community Medical Centre and Preventive Services	Medical	Agago	Fixed X-ray
152.	Lugazi Medical and Imaging Centre Buikwe	Medical	Buikwe	Mobile X-ray
153.	Lyantonde Hospital	Medical	Lyantonde	Fixed X-ray
154.	Makerere University-Dental X-ray Unit	Medical	Kampala	Dental X-ray
155.	Makerere University Case Western Reserbve University (MU-CWRU)	Medical	Kampala	Fixed X-ray

SN	Facility Name	Type of Facility	District	Licensed Machine/ Radioactive sources
156.	Masaka Imaging Services	Medical	Masaka	Mobile X-ray
157.	Masha Clinic	Medical	Kapchorwa	Mobile X-ray
158.	Masindi Kitara Medical Centre	Medical	Masindi	Fixed X-ray
159.	Mawano Dental Clinic	Medical	Kampala	Dental X-rays
160.	Mayanja Memorial Hospital	Medical	Mbarara	Mammo & Fixed X-ray
161.	Mbale People's Hospital	Medical	Mbale	Fixed X-ray
162.	Medic Imaging Centre-Iganga	Medical	Iganga	Mobile X-ray
163.	Medical Hub Kampala	Medical	Kampala	Fixed X-ray
164.	Medical Imaging Consultants Kampala	Medical	Kampala	Fixed X-ray CT
165.	Medical World	Medical	Kampala	Fixed X-ray
166.	Medicare Jinja Diagnostic Centre	Medical	Jinja	Fixed X-ray, Mobile X-ray and mammography
167.	Mercy Imaging Centre Kamuli	Medical	Kamuli	Mobile X-ray
168.	Medipal International Hospital	Medical	Kampala	C-arm Fixed X-ray Mobile X-ray
169.	Mestil Hotel and Residences	Security	Kampala	2 baggage Scanners
170.	Mid-Town Imaging Centre Lira	Medical	Lira	Fixed X-ray
171.	Mildmay Uganda	Medical	Kampala	Fixed X-ray
172.	MM Intergrated Steel Mills (U) Ltd	Industrial	Jinja	Industrial X-ray 2 Am-241
173.	Moroto Regional Referral Hospital	Medical	Moroto	2 Fixed X-ray, 1 Dental X-ray
174.	Mota- Engil Africa S.A, Uganda Branch	Industrial	Kampala	4 Am-241/Be, 4 Cs-137
175.	Mota Engil Africa S.A (U) Limited Tilenga Project	Industrial	Buliisa	1 Am-241/Be, 1 Cs-137
176.	Mount Elgon Hospital	Medical	Mbale	Fluoroscopy CT, Fixed X-ray
177.	Mukono Church of Uganda Hospital	Medical	Mukono	Mobile X-ray, Dental X-ray
178.	Mukono Medical Chambers	Medical	Mukono	Mobile X-ray,
179.	Mukono Orthopaedic & Trauma Center	Medical	Mukono	Mobile X-ray,
180.	Mukwaya General Hospital	Medical	Kampala	Fixed X-ray
181.	Mulago National Referral Hospital-Accident and Emergency Unit	Medical	Kampala	CT
182.	Mulago National Referral Hospital-Dental X-ray Department	Medical	Kampala	Dental X-ray
183.	Mulago National Referral Hospital-Radiology Department	Medical	Kampala	05 mobile X-rays
184.	Musana Community Health Centre-Iganga	Medical	Iganga	Mobile X-ray
185.	Mwesigye Health Care Clinic-Kigonzi	Medical	Private	Fixed X-ray
186.	National Housing and Construction Company Ltd	Security	Kampala	Baggage X-ray
187.	National Social Security Fund-Mbarara	Security	Mbarara	1 Baggage Scanner
188.	National Social Security Fund-Workers House	Security	Kampala	2 Baggage Scanners
189.	National Social Security Fund-Property Management Office Kampala	Security	Kampala	1 Baggage Scanner
190.	Nakaseke Hospital	Medical	Nakaseke	Fixed X-ray
191.	Nakasero Hospital Limited	Medical	Kampala	Mobile X-ray CT, C-ARM, CATHLAB, FLUOROSCOPY
192.	Nalujja Medical Centre	Medical	Wakiso	Mobile X-ray
193.	Nile Breweries Limited-Jinja	Industrial	Jinja	2 Am 241 3 Am 241

SN	Facility Name	Type of Facility	District	Licensed Machine/ Radioactive sources
				3 Fixed X-ray
194.	Nile Breweries Limited-Mbarara	Industrial	Mbarara	4 Am-241
195.	Njovu Islamic Community Medical Centre	Medical	Luweero	Fixed X-ray
196.	Norvik Hospital Ltd	Medical	Kampala	C-Arm Fixed X-ray Mobile X-ray
197.	North Park Specialized Hospital	Medical	Kampala	Mobile X-ray
198.	Ntungamo Main Imaging Centre	Medical	Ntungamo	1 Fixed X-ray
199.	Oral Diagnostic Imaging Centre (ORDIC)	Medical	Kampala	OPG, Dental X-Ray
200.	Orient Medical Centre	Medical	Luweero	1 Fixed X-ray
201.	Office of the Auditor General	Medical	Kampala	Baggage X-ray Scanner
202.	Our Lady of Good Health Hospital Rushoroza	Medical	Kabale	Mobile X-ray
203.	Olimpat Medical Clinic Dokolo	Medical	Dokolo	Mobile X-ray
204.	Pioneer Medical Centre Nebbi	Medical	Nebbi	Mobile X-ray
205.	Pioneer Hospital Arua	Medical	Arua	Mobile X-ray
206.	Parliament of Uganda	Industrial	Kampala	1 baggage scanner
207.	Paramount Hospital kampala	Medical	Kampala	CT
208.	Pallisa General Hospital	Medical	Pallisa	Fixed X-ray, Dental X-ray
209.	Palace City Medical Services Mbale	Medical	Mbale	Fixed X-ray
210.	Pentecostal Assemblies of God Health Centre IV	Medical	Lira	Fixed X-ray
211.	Paed Medical Centre	Medical	Kampala	Mobile X-ray
212.	People's Medical Centre Gayaza	Medical	Wakiso	Mobile X-ray
213.	Pearl Engineering Co. Ltd	Industrial	Kampala	Am-241/Be, Cs-137
214.	Platinum Medical Centre	Medical	Kampala	Fixed X-ray
215.	Prime Imaging Center	Medical	Mbarara	Mobile X-ray
216.	Prime Diagnostic Centre	Medical	Kamuli	Fixed X-ray
217.	Probity Engineering and Investment Limited	Industrial	Kampala	Industrial X-ray
218.	St. John XXIII Hospital-Aber	Medical	Oyam	CT
219.	Remesta Diagnostics	Medical	Private	Fixed X-ray
220.	Reynolds Construction Co. Ltd	Industrial	Kampala	05 Am-241/Be, 05 Cs-137
221.	Rippon Medical Services	Medical	Jinja	Fixed X-Ray
222.	Rhema Medical Centre – Yumbe	Medical	Yumbe	1 Mobile X-ray
223.	Rhema Medical Centre – Koboko	Medical	Koboko	1 Mobile X-ray
224.	Roentgen Imaging and International Services	Medical	Kampala	1 Mobile X-ray
225.	Ruby Hospital	Medical	Kampala	Fixed X-ray
226.	Ryan Health Care Limited	Medical	Kabale	CT
227.	Saidina Abubakar Islamic Hospital	Medical	Wakiso	Fixed X-ray
228.	Sameday Laboratories	Medical	Kampala	Fixed X-ray
229.	Savannah Sunrise Medical Centre Ltd	Medical	Kampala	Mobile X-ray
230.	Serere Health Centre IV	Medical	Serere	Fixed X-ray
231.	Serere Diagnostic Centre	Medical	Serere	Mobile X-ray
232.	Shalom Medical Diagnostic Centre	Medical	Iganga	Mobile X-ray
233.	Shimizu Konoike Joint Venture	Industry	Kampala	2 Am241/Be, 2Cs-137
234.	Sikyomu Doctors Limited	Medical	Wakiso	Fixed X-ray
235.	Soroti Joint Medical Services	Medical	Soroti	Fixed X-ray
236.	Stanbic Bank Crested Towers	Security	Kampala	01 Baggage Scanner
237.	St. Benedicts Health Centre	Medical	Jinja	OPG Dental X-ray
238.	St. Catherine's Hospital Lumumba Avenue	Medical	Kampala	Mobile X-ray
239.	St. Dominic Basic Health Services	Medical	Moyo	Fixed X-ray
240.	St. Francis Hospital- Mutolere	Medical	Kisoro	Mobile & Fixed X-ray
241.	St Raphael of St Francis Hospital Nsambya	Medical	Kampala	CT C-Arm
242.	St. James Orthopaedic Clinic Jinja	Medical	Jinja	Mobile X-ray
243.	St. Joseph's Hospital Maracha	Medical	Maracha	Fixed X-ray

SN	Facility Name	Type of Facility	District	Licensed Machine/ Radioactive sources
244.	St. Joseph's Hospital Kitgum	Medical	Kitgum	Fixed X-ray, Mobile X-ray Fixed X-ray
245.	St. Kizito Hospital-Matany	Medical	Moroto	Fixed X-ray 2 Fixed X-rays
246.	St. Luke Health Centre IV	Medical	Luwero	1 Fixed X-ray
247.	St. Mary's Hospital Lacor Gulu	Medical	Gulu	2 Fluoroscopy
248.	St. Peter's Hospital Limited	Medical	Kiboga	Fixed X-ray
249.	St. Stephen's Hospital Mpererwe C.O.U	Medical	Kampala	Fixed X-ray
250.	Strabag International GmbH (U) Ltd	Industrial	Kampala	2 Am-241/Be, 2 Cs-137
251.	Sunshine Medical Centre Limited Kampala	Medical	Kampala	Fixed X-ray Fixed X-ray
252.	Supreme Medical Centre	Medical	Kampala	Mobile X-ray
253.	Tank Side Images Nsambya	Medical	Kampala	Mobile X-ray
254.	The Clinic at the Mall	Medical	Kampala	Mobile X-ray, Mammography
255.	The Surgery Limited	Medical	Kampala	Fixed X-ray
256.	The Orthodontist Limited	Medical	Kampala	Dental X-ray
257.	TMR International Hospital	Medical	Wakiso	Mobile X-ray
258.	Tenna and Pharma Laboratories	Medical	Kampala	Mobile X-ray
259.	Travel Clinic International	Medical	Kampala	Fixed X-ray
260.	Twani's Dental Clinic	Medical	Kampala	OPG Dental X-ray I/O Dental X-ray
261.	Uganda Breweries Limited	Industrial	Kampala	Fixed Industrial X-ray Fixed Industrial X-ray Ir-192 02 Fixed Industrial X-rays
262.	Uganda Cancer Institute-Radiotherapy Department	Medical	Kampala	Co-60 HDR Brachytherapy flexisource Truebeam Linear Accelerator Co-60 Teletherapy source (Terabalt 80) Co-60 Teletherapy source (Bhabhtron) C-Arm, Simulator
263.	Uganda CWRU Research Collaboration	Medical	Kampala	Fixed X-ray
264.	Uganda Heart Institute	Medical	Kampala	Bi-Plane Catheterisation machine
265.	AHF Uganda Cares Masaka Health Care Centre	Medical	Masaka	Fixed X-ray
266.	Uganda Post Limited	Security	Kampala	Baggage X-ray Scanner
267.	Uganda Institute of Allied Health & Management Sciences Mulago	Medical	Kampala	Intra-Oral Dental X-ray
268.	Uganda Martyrs Hospital Ibanda	Medical	Ibanda	Mobile X-ray
269.	UMC Victoria Hospital Bukoto	Medical	Kampala	CT Mobile X-ray C-Arm
270.	Universal Kworora Nursing Home	Medical	Ntungamo	Fixed X-ray
271.	University Research Co. LLC-USAID Defeat TB Project	Medical	Kampala	Portable X-ray
272.	Uganda Revenue Authority- Customs Department	Industrial	Kampala	Portal Monitor 3 Fixed X-ray Cargo Scanners, 3 Mobile X-ray Cargo scanners, 2 Fixed X-ray baggage Scanners Industrial X-Ray Scanner 3 X-ray Baggage scanners, 14 Hand held scanners

SN	Facility Name	Type of Facility	District	Licensed Machine/ Radioactive sources
				07 X-ray Baggage scanners 01 Smart check machine
273.	Ultima Trauma & Orthopaedic Centre Ltd	Medical	Kampala	1 Fixed X-ray C-Arm, Fluoroscopy
274.	Victoria Medical Services Entebbe	Medical	Wakiso	Fixed X-ray
275.	Victory Medical Centre Gulu	Medical	Gulu	Mobile X-ray
276.	Victory Medical and Diagnostic Centre Namayingo	Medical	Kamuli	Fixed X-ray
277.	Villa Maria Hospital	Medical	Kalungu	Mobile X-ray
278.	Wanda Matugga Health Centre IV Wakiso	Medical	Wakiso	Fixed X-ray
279.	Wandegeya Medical Chambers	Medical	Kampala	1 Fixed X-ray
280.	World PolyClinic X-ray Centre Kololo	Medical	Kampala	Fixed X-ray, Dental X-ray
281.	Women's Hospital International and Fertility Centre	Medical	Kampala	C-Arm
282.	X-ray Care Ultrasound Centre Ltd –Old Kampala	Medical	Kampala	Mobile X-ray
283.	Yotkom Medical Centre	Medical	Kaabong	Fixed X-ray
284.	Yumbe Regional Referral Hospital	Medical	Yumbe	Mobile X-ray, Fixed X-ray
285.	Zedex Imaging Centre	Medical	Kasese	Mobile X-ray

Appendix XXIV: List of active facilities with radiation sources having expired licenses

Sn	Name of Facility	Type of application	District
1.	Abii Clinic	Medical	Kampala
2.	Ahmadiya Muslim Hospital-Mbale	Medical	Mbale
3.	Almecca Medicare – Jinja	Medical	Jinja
4.	Alshafa Modern Hospital Limited	Medical	Jinja
5.	Angal St. Luke Hospital	Medical	Nebbi
6.	Apac Hospital	Medical	Apac
7.	Apac Medical Centre	Medical	Apac
8.	Arua Medical and Radiology Centre	Medical	Arua
9.	Arua Medical and Radiology Centre-Annex	Medical	Arua
10.	Arua Regional Referral Hospital	Medical	Arua
11.	Bamu Hospital Ltd	Medical	Sembabule
12.	Busaru Health Centre IV	Medical	Bundibugyo
13.	Busia Community Medical Services	Medical	Busia
14.	Butabika National Referral Mental Hospital	Medical	Kampala
15.	Bwera General Hospital	Medical	Kasese
16.	Bwindi Community Hospital	Medical	Kanungu
17.	Byansi Hospital	Medical	Masaka
18.	Case Hospital- Kitoro	Medical	Wakiso
19.	China Communications Construction Co. Ltd	Industrial	Kampala
20.	China Railway No.3 Engineering Group Co.	Industrial	Private
21.	China State Construction Engineering Corporation Ltd	Industrial	Private
22.	China Uganda Friendship Hospital	Medical	Government
23.	Community Clinic & Imaging Centre-Kumi	Medical	Private
24.	Community Clinic & Imaging Centre-Soroti	Medical	Private
25.	Crown Beverages Ltd Kakungulu ANNEX	Industrial	Private
26.	DFCU Ltd	Industrial	Private
27.	Discovery Medical Centre	Medical	Adjumani

Sn	Name of Facility	Type of application	District
28.	Divine Mercy Medical Clinic- Ntungamo	Medical	Kampala
29.	Doctor's Clinic Hoima	Medical	Hoima
30.	Doctors Plaza Tororo	Medical	Tororo
31.	Donau Dental Centre Limited	Medical	Kampala
32.	Edpa Medical Services	Medical	Hoima
33.	Family Care Hospital Arua	Medical	Arua
34.	Fitzmann Medical and Dental Clinic	Medical	Gulu
35.	Fort portal Regional Referral Hospital	Medical	Kabarole
36.	Good Samaritan Medical Centre Bwizibwera	Medical	Mbarara
37.	Goodwill Imaging Centre – Mbarara	Medical	Mbarara
38.	Gofine Clinic-Kamuli	Medical	Kamuli
39.	Gulu Medical Imaging Consults Limited	Medical	Gulu
40.	Health Line Imaging & Diagnostic Centre	Medical	Wakiso
41.	Holy Innocent's Children's Hospital	Medical	Mbarara
42.	Holy Family Virika Hospital	Medical	Kabarole
43.	House of Holy Family Nursing Home	Medical	Rakai
44.	Ibanda Central Clinic	Medical	Ibanda
45.	Ikram Doctor's Clinic Kapchorwa	Medical	Kapchorwa
46.	International Diagnostic Centre (IDC)	Medical	Kampala
47.	International Hospital Kampala-Namuwongo	Medical	Kampala
48.	Ishaka Adventist Hospital	Medical	Bushenyi
49.	JRC Medical Chambers	Medical	Tororo
50.	Jinja Islamic Health Centre	Medical	Jinja
51.	Kabukunge Medical Clinic-Kakiri	Medical	Wakiso
52.	Kabwohe Clinic Research Centre	Medical	Bushenyi
53.	Kagando Hospital	Medical	Kasese
54.	Kampala Hospital Limited	Medical	Kampala
55.	Kampala Imaging Centre-Ngabo	Medical	Kampala
56.	Kampala Independent Hospital	Medical	Kampala
57.	Kampala Medical Chambers	Medical	Kampala
58.	Kapchorwa General Hospital	Medical	Kapchorwa
59.	Kay's Dental Clinic –Kamwokya	Medical	Kampala
60.	Kiruddu General Referral Hospital	Medical	Kampala
61.	Kisoro Hospital	Medical	Kisoro
62.	KIU Teaching Hospital	Medical	Bushenyi
63.	Kona Clinic-Amuria	Medical	Amuria
64.	Kuluva Hospital	Medical	Arua
65.	Lira Diagnostic X-ray Centre	Medical	Lira
66.	Masindi General Hospital	Medical	Masindi
67.	Mayanja Memorial Hospital	Medical	Mbarara
68.	Mbale General Clinic-Annex	Medical	Mbale
69.	Mbale Regional Referral Hospital	Medical	Mbale
70.	Mbarara Diagnostic Centre	Medical	Mbarara
71.	Mbarara Nursing Home	Medical	Mbarara
72.	Mbarara Regional Referral Hospital	Medical	Mbarara
73.	Medicare Kampala Diagnostic Centre	Medicare	Kampala
74.	Mengo Hospital Dental Department	Medical	Kampala
75.	Ministry of Foreign Affairs	Medical	Kampala
76.	Mola Medical Centre	Medical	Gulu
77.	Mount Elgon Hospital	Medical	Mbale
78.	Mubende Regional Referral Hospital	Medical	Mubende
79.	Mukaki Medical Clinic	Medical	Kampala
80.	Mulago National Referral Hospital-Dental X-ray Department	Medical	Kampala
81.	Mulago National Referral Hospital-Radiology Department	Medical	Kampala
82.	Muwanguzi Dental Services	Medical	Kampala
83.	Nabulola Community Health initiative	Medical	Busia
84.	Ngora Freda Carr C.O.U Hospital	Medical	Ngora
85.	Nile FibreBoard Ltd	Industrial	Nakasongola
86.	Nile International Hospital- Jinja	Medical	Jinja

Sn	Name of Facility	Type of application	District
87.	Nkozi Hospital	Medical	Mpigi
88.	Pan Dental Surgery – Naguru	Medical	Kampala
89.	Pan Dental Surgery-Nalufenya Jinja	Medical	Jinja
90.	Parliament of Uganda	Industrial	Kampala
91.	Pioneer Medical Centre Koboko	Medical	Koboko
92.	Queens Supermarket	Medical	Kampala
93.	Roko Construction Company Limited	Industrial	Wakiso
94.	Ruby Hospital Limited	Medical	Kampala
95.	Rugarama Hospital	Medical	Kabale
96.	Rujumbura Medcare Services Ltd	Medical	Rukungiri
97.	Ruth Gaylord Hospital-Maganjo	Medical	Kampala
98.	Ryan Health Care Ltd	Medical	Kabale
99.	SAMA Medical Centre	Medical	Kampala
100.	Span Medicare	Medical	Kampala
101.	SPI Medicare Clinic	Medical	Mbale
102.	Standard Supermarket	Industrial	Kampala
103.	State House -President's Office	Industrial	Kampala
104.	State House Nakasero-Uganda Club	Industrial	Kampala
105.	State House –Entebbe	Industrial	Kampala
106.	St. Benedicts Health Centre	Medical	Jinja
107.	St. Raphael of St Francis Hospital Nsambya	Medical	Kampala
108.	Stirling Civil Engineering Co. Ltd	Industrial	Kampala
109.	Sun Maker Energy (U) Limited	Industrial	Kampala
110.	St. Daniel Comboni Hospital-Kyamuhunga	Medical	Ishaka
111.	The Clinic at the Mall	Medical	Kampala
112.	Uganda Cancer Institute- Radiology	Medical	Kampala
113.	UMC Victoria Hospital Bukoto	Medical	Kampala
114.	United Medicare	Medical	Kayunga
115.	Victoria Medical Centre	Medical	Kampala

Appendix XXV: Data Production Schedule

<i>Data/Statistics produced</i>	<i>Indicator/s</i>	<i>Frameworks to which Sector/MDA responds (NSI, SDGs, Africa Agenda 2063, EAC Vision 2050, NDP III, SDP III, etc.</i>	<i>Data Source (Administrative, Surveys, Census</i>	<i>Level of disaggregation (Sex, Age, Geography, Rural-Urban, Disability, wealth quintile, region, National...)</i>	<i>Frequency of production (monthly, quarterly, annually, 3 years, 5yrs, 10yrs ...)</i>	<i>Level of demand (Low, Medium, High)</i>	<i>Users of the indicator / statistics</i>	<i>Dissemination Channel</i>
Sustainable Energy Development	Number of Operational hydro-power sites	NSI, SDGs, Africa Agenda 2063, EAC 2050, NDP III,	Reports from the generating companies- i.e. Kasese Kilembe Mines, Kisiizi hospital, Kuluva Hospital, UEGCL etc Site inspection and audit reports	National level	Quarterly Annually	High	MDAs, private sector, regional and international organisations, researchers/academicians	MEMD Reports, MEMD website, talk shows and workshops/meetings
	Power from operational Hydro-power sites	NSI, SDGs, Africa Agenda 2063, EAC 2050, NDP III,	Reports from the generating companies- i.e. Kasese Kilembe Mines, Kisiizi hospital, Kuluva Hospital, UEGCL etc Site inspection and audit reports	National level	Quarterly, Annually	High	MDAs, private sector, regional and international organisations, researchers/academicians	MEMD Reports, MEMD website, talk shows and workshops/meetings
	Number of potential Hydro power sites	NSI, SDGs, Africa Agenda 2063, EAC 2050, NDP III,	Consultancy reports (MEMD) Site inspection and survey reports	National Level	Annually	Medium	MDAs, private sector, regional and international organisations, researchers/academicians	MEMD Reports, MEMD website, talk shows and workshops/meetings
	Energy per capita	NSI, SDGs, Africa Agenda 2063, EAC 2050, NDP III,	Local Governments MEMD Reports UBOS Consultants Reports	National Level	Annually	Medium	MDAs, private sector, regional and international organisations, researchers/academicians	MEMD Reports, MEMD website, talk shows and workshops/meetings

<i>Data/Statistics produced</i>	<i>Indicator/s</i>	<i>Frameworks to which Sector/MDA responds (NSI, SDGs, Africa Agenda 2063, EAC Vision 2050, NDP III, SDP III, etc.)</i>	<i>Data Source (Administrative, Surveys, Census)</i>	<i>Level of disaggregation (Sex, Age, Geography, Rural-Urban, Disability, wealth quintile, region, National...)</i>	<i>Frequency of production (monthly, quarterly, annually, 3 years, 5yrs, 10yrs ...)</i>	<i>Level of demand (Low, Medium, High)</i>	<i>Users of the indicator / statistics</i>	<i>Dissemination Channel</i>
	Energy as a percentage of GDP	NSI, SDGs, Africa Agenda 2063, EAC 2050, NDP III,	Local Governments MEMD Reports UBOS Consultants Reports	National Level	Annually	Medium	MDAs, private sector, regional and international organisations, researchers/academicians	MEMD Reports, MEMD website, talk shows and workshops/meetings
	Power from each Potential Hydro power sites	NSI, SDGs, Africa Agenda 2063, EAC 2050, NDP III,	Consultancy reports (MEMD) Site inspection and survey reports	National Level	Annually	Medium	MDAs, private sector, regional and international organisations, researchers/academicians	MEMD Reports, MEMD website, talk shows and workshops/meetings
	Total Power from all Potential Hydro power sites	NSI, SDGs, Africa Agenda 2063, EAC 2050, NDP III,	Consultancy reports (MEMD) Site inspection and survey reports Consultancy reports (MEMD)	National Level	Annually	Medium	MDAs, private sector, regional and international organisations, researchers/academicians	MEMD Reports, MEMD website, talk shows and workshops/meetings
	Number of Potential Geothermal Sites			National Level	Annually			
	Power from Potential Geothermal sites			National level	Annually			
	Number of units connected to the electricity grid	NSI, SDGs, Africa Agenda 2063, EAC 2050, NDP III,	Reports form UMEME and UETCL. Field surveys	National Level	Monthly, Quarterly, Annually	High	MDAs, private sector, regional and international organisations, researchers/academicians	MEMD Reports, MEMD website, talk shows and workshops/meetings

Data/Statistics produced	Indicator/s	Frameworks to which Sector/MDA responds (NSI, SDGs, Africa Agenda 2063, EAC Vision 2050, NDP III, SDP III, etc.)	Data Source (Administrative, Surveys, Census)	Level of disaggregation (Sex, Age, Geography, Rural-Urban, Disability, wealth quintile, region, National...)	Frequency of production (monthly, quarterly, annually, 3 years, 5yrs, 10yrs ...)	Level of demand (Low, Medium, High)	Users of the indicator / statistics	Dissemination Channel
	Electricity coverage	NSI, SDGs, Africa Agenda 2063, EAC 2050, NDP III,	Reports from UMEME, REA and Rural electrification companies. Field surveys Consultancy reports (MEMD) Site inspection and survey reports UBOS	National Level	Monthly, Quarterly, Annually	High	MDAs, private sector, regional and international organisations, researchers/academicians	MEMD Reports, MEMD website, talk shows and workshops/meetings
	Energy Production potential from Agro-residues (Biomass)	NSI, SDGs, Africa Agenda 2063, EAC 2050, NDP III,	Reports from Agro-residue industries like Coffee factories Fish Processing Marts Tea factories and Sugar factories Field surveys	Rural and Urban	Annually	Medium	MDAs, private sector, regional and international organisations, researchers/academicians	MEMD Reports, MEMD website, talk shows and workshops/meetings
	Potential energy from wood resources	NSI, SDGs, Africa Agenda 2063, EAC 2050, NDP III,	Compilation of wood resources from National Forestry Authority, GIS – based survey reports and database	National level	Annually	Medium	MDAs, private sector, regional and international organisations, researchers/academicians	MEMD Reports, MEMD website, talk shows and workshops/meetings
	Actual Energy from Firewood resource	NSI, SDGs, Africa Agenda 2063, EAC 2050, NDP III,	Field survey reports, Rural industries viz: tea, tobacco, brick, bakeries, lime, reports; Institutional and, Household survey reports	National level	Annually,	High	MDAs, private sector, regional and international organisations, researchers/academicians	MEMD Reports, MEMD website, talk shows and workshops/meetings

Data/Statistics produced	Indicator/s	Frameworks to which Sector/MDA responds (NSI, SDGs, Africa Agenda 2063, EAC Vision 2050, NDP III, SDP III, etc.)	Data Source (Administrative, Surveys, Census)	Level of disaggregation (Sex, Age, Geography, Rural-Urban, Disability, wealth quintile, region, National...)	Frequency of production (monthly, quarterly, annually, 3 years, 5yrs, 10yrs ...)	Level of demand (Low, Medium, High)	Users of the indicator / statistics	Dissemination Channel
	Wood fuel Production (Charcoal)	NSI, SDGs, Africa Agenda 2063, EAC 2050, NDP III,	Field surveys, Local Govt's Depts of Forestry and Natural Resources production reports	National level	Annually	High	MDAs, private sector, regional and international organisations, researchers/academicians	MEMD Reports, MEMD website, talk shows and workshops/meetings
	Ratio of wood resource converted into charcoal	NSI, SDGs, Africa Agenda 2063, EAC 2050, NDP III,	Field surveys On-Site study visits	National level	Annually	High	MDAs, private sector, regional and international organisations, researchers/academicians	MEMD Reports, MEMD website, talk shows and workshops/meetings
	Total energy from charcoal	NSI, SDGs, Africa Agenda 2063, EAC 2050, NDP III,	Field surveys reports, Lime and Iron ore smelting factories, MEMD	National level	Quarterly Annually	High	MDAs, private sector, regional and international organisations, researchers/academicians	MEMD Reports, MEMD website, talk shows and workshops/meetings
	Number of Improved Biomass Energy Technologies adopted	NSI, SDGs, Africa Agenda 2063, EAC 2050, NDP III,	Field surveys reports, Reports from Artisans and fabricators	National level	Quarterly Annually	High	MDAs, private sector, regional and international organisations, researchers/academicians	MEMD Reports, MEMD website, talk shows and workshops/meetings
	Number of biogas digesters and gasifiers installed	NSI, SDGs, Africa Agenda 2063, EAC 2050, NDP III,	Visits to sites, Field surveys to farms and institutions	National level	Quarterly Annually	High	MDAs, private sector, regional and international organisations, researchers/academicians	MEMD Reports, MEMD website, talk shows and workshops/meetings

Data/Statistics produced	Indicator/s	Frameworks to which Sector/MDA responds (NSI, SDGs, Africa Agenda 2063, EAC Vision 2050, NDP III, SDP III, etc.)	Data Source (Administrative, Surveys, Census)	Level of disaggregation (Sex, Age, Geography, Rural-Urban, Disability, wealth quintile, region, National...)	Frequency of production (monthly, quarterly, annually, 3 years, 5yrs, 10yrs ...)	Level of demand (Low, Medium, High)	Users of the indicator / statistics	Dissemination Channel
Mineral Development	Quantities of Minerals produced	NSI, SDGs, Africa Agenda 2063, EAC 2050, NDP III,	1. GSMD records of submitted mining returns 2. Individual company records 3. Records from key stakeholders	National level	Monthly, Quarterly, Annually	High	MDAs, private sector, regional and international organisations, researchers/academicians	MEMD Reports, MEMD website, talk shows and workshops/meetings
	Quantities of Minerals mined or won	NSI, SDGs, Africa Agenda 2063, EAC 2050, NDP III,	Licensed Mineral producing entities/mining companies	National Level	Monthly, Quarterly, Annually	High	MDAs, private sector, regional and international organisations, researchers/academicians	MEMD Reports, MEMD website, talk shows and workshops/meetings
	Quantity of Minerals Exported	NSI, SDGs, Africa Agenda 2063, EAC 2050, NDP III,	Licensed Mineral producing and mineral dealing entities/companies	National level	Monthly, Quarterly, Annually	High	MDAs, private sector, regional and international organisations, researchers/academicians	MEMD Reports, MEMD website, talk shows and workshops/meetings
	Quantity of Minerals Imported	NSI, SDGs, Africa Agenda 2063, EAC 2050, NDP III,	Licensed Mineral dealing entities/ companies	National level	Monthly, Quarterly, Annually	High	MDAs, private sector, regional and international organisations, researchers/academicians	MEMD Reports, MEMD website, talk shows and workshops/meetings
	Number of Mineral dealers license holders	NSI, SDGs, Africa Agenda 2063, EAC 2050, NDP III,	DGSM data bank(License register)	National level	Monthly, Quarterly, Annually	High	MDAs, private sector, regional and international organisations, researchers/academicians	MEMD Reports, MEMD website, talk shows and workshops/meetings
	Number of Import and export	NSI, SDGs, Africa Agenda 2063, EAC 2050, NDP III	DGSM and Uganda Revenue Authority	National level	Monthly, Quarterly, Annual	Medium	MDAs, private sector, regional and international organisations, researchers/academicians	MEMD Reports, MEMD website, talk shows and workshops/meetings

<i>Data/Statistics produced</i>	<i>Indicator/s</i>	<i>Frameworks to which Sector/MDA responds (NSI, SDGs, Africa Agenda 2063, EAC Vision 2050, NDP III, SDP III, etc.)</i>	<i>Data Source (Administrative, Surveys, Census)</i>	<i>Level of disaggregation (Sex, Age, Geography, Rural-Urban, Disability, wealth quintile, region, National...)</i>	<i>Frequency of production (monthly, quarterly, annually, 3 years, 5yrs, 10yrs ...)</i>	<i>Level of demand (Low, Medium, High)</i>	<i>Users of the indicator / statistics</i>	<i>Dissemination Channel</i>
	permits issued							
	Number of Mineral Dealers' Licenses issued	NSI, SDGs, Africa Agenda 2063, EAC 2050, NDP III	DGSM data bank(License register)	National level	Monthly, Quarterly, Annually	High	MDAs, private sector, regional and international organisations, researchers/academicians	MEMD Reports, MEMD website, talk shows and workshops/meetings
	Percentage recoveries of minerals and metals	NSI, SDGs, Africa Agenda 2063, EAC 2050, NDP III	Licensed mining companies	National level	Monthly, Quarterly, Annually	Medium	MDAs, private sector, regional and international organisations, researchers/academicians	MEMD Reports, MEMD website, talk shows and workshops/meetings
	Total Annual Mineral Rent fees collected	NSI, SDGs, Africa Agenda 2063, EAC 2050, NDP III	DGSM databank, URA receipts	National level	Monthly, quarterly, Annually	High	MDAs, private sector, regional and international organisations, researchers/academicians	MEMD Reports, MEMD website, talk shows and workshops/meetings
	Royalty on Minerals mined	NSI, SDGs, Africa Agenda 2063, EAC 2050, NDP III	DGSM databank, URA receipts	National level	Monthly, quarterly, Annually	High	MDAs, private sector, regional and international organisations, researchers/academicians	MEMD Reports, MEMD website, talk shows and workshops/meetings
	Value of Minerals Commodities produced	NSI, SDGs, Africa Agenda 2063, EAC 2050, NDP III	Submitted monthly reports of mining operations and prevailing commodity market prices.	National level	Monthly, quarterly, Annually	High	MDAs, private sector, regional and international organisations, researchers/academicians	MEMD Reports, MEMD website, talk shows and workshops/meetings
	Value of Minerals Imported	NSI, SDGs, Africa Agenda 2063, EAC 2050, NDP III	Submitted monthly reports of mineral dealing operations, and prevailing	National level	Monthly, quarterly, Annually	High	MDAs, private sector, regional and international	MEMD Reports, MEMD website, talk shows and workshops/meetings

<i>Data/Statistics produced</i>	<i>Indicator/s</i>	<i>Frameworks to which Sector/MDA responds (NSI, SDGs, Africa Agenda 2063, EAC Vision 2050, NDP III, SDP III, etc.)</i>	<i>Data Source (Administrative, Surveys, Census)</i>	<i>Level of disaggregation (Sex, Age, Geography, Rural-Urban, Disability, wealth quintile, region, National...)</i>	<i>Frequency of production (monthly, quarterly, annually, 3 years, 5yrs, 10yrs ...)</i>	<i>Level of demand (Low, Medium, High)</i>	<i>Users of the indicator / statistics</i>	<i>Dissemination Channel</i>
			International commodity market price lists				organisations, researchers/academicians	
	Value of Minerals Exported	NSI, SDGs, Africa Agenda 2063, EAC 2050, NDP III	Submitted monthly reports of mineral producing operations, mineral dealing operations, and prevailing International commodity market price lists.	National level	Monthly, quarterly, Annually	High	MDAs, private sector, regional and international organisations, researchers/academicians	MEMD Reports, MEMD website, talk shows and workshops/meetings
	Investment in the Mineral Sector	NSI, SDGs, Africa Agenda 2063, EAC 2050, NDP III	Submitted monthly reports of exploration and mining operations	National level	Monthly, quarterly, Annually	High	MDAs, private sector, regional and international organisations, researchers/academicians	MEMD Reports, MEMD website, talk shows and workshops/meetings
	Total Employment in Exploration and Mining	NSI, SDGs, Africa Agenda 2063, EAC 2050, NDP III	Submitted monthly reports of exploration and mining operations	National level	Monthly, quarterly, Annually	High	MDAs, private sector, regional and international organisations, researchers/academicians	MEMD Reports, MEMD website, talk shows and workshops/meetings
	Total Mineral Rent	NSI, SDGs, Africa Agenda 2063, EAC 2050, NDP III	DGSM, URA receipts	National level	Monthly, quarterly, Annually	Medium	MDAs, private sector, regional and international organisations, researchers/academicians	MEMD Reports, MEMD website, talk shows and workshops/meetings
	Mineral Royalty	NSI, SDGs, Africa Agenda 2063, EAC 2050, NDP III	DGSM, URA receipts	National level	Monthly, quarterly, Annually	Medium	MDAs, private sector, regional and international organisations, researchers/academicians	MEMD Reports, MEMD website, talk shows and workshops/meetings

Data/Statistics produced	Indicator/s	Frameworks to which Sector/MDA responds (NSI, SDGs, Africa Agenda 2063, EAC Vision 2050, NDP III, SDP III, etc.)	Data Source (Administrative, Surveys, Census)	Level of disaggregation (Sex, Age, Geography, Rural-Urban, Disability, wealth quintile, region, National...)	Frequency of production (monthly, quarterly, annually, 3 years, 5yrs, 10yrs ...)	Level of demand (Low, Medium, High)	Users of the indicator / statistics	Dissemination Channel
	Investment in the Sector	NSI, SDGs, Africa Agenda 2063, EAC 2050, NDP III	Submitted Reports of exploration and mining operations , UIA	National level	Monthly, quarterly, Annually	Medium	MDAs, private sector, regional and international organisations, researchers/academicians	MEMD Reports, MEMD website, talk shows and workshops/meetings
	Employment in Exploration and Mining	NSI, SDGs, Africa Agenda 2063, EAC 2050, NDP III	Submitted Reports of exploration and mining operations	Rural, urban National level	Monthly, quarterly, Annually	Medium	MDAs, private sector, regional and international organisations, researchers/academicians	MEMD Reports, MEMD website, talk shows and workshops/meetings
	Number of Earthquakes	NSI, SDGs, Africa Agenda 2063, EAC 2050, NDP III	Seismic activity; volcanic eruptions; explosions (natural and man-made); extraction industry; magmatic processes; ground deformation	Rural, National	Monthly, quarterly, Annually	Medium	MDAs, private sector, regional and international organisations, researchers/academicians	MEMD Reports, MEMD website, talk shows and workshops/meetings
Sustainable development of Petroleum Resources	Consumption of Petroleum Products.	NSI, SDGs, Africa Agenda 2063, EAC 2050, NDP III	Oil and gas marketing companies	National Level	Monthly, quarterly, Annually	High	MDAs, private sector, regional and international organisations, researchers/academicians	MEMD Reports, MEMD website, talk shows and workshops/meetings
	Value of petroleum products consumed	NSI, SDGs, Africa Agenda 2063, EAC 2050, NDP III		National level	Monthly, quarterly, Annually	High	MDAs, private sector, regional and international organisations, researchers/academicians	MEMD Reports, MEMD website, talk shows and workshops/meetings
	Value of petroleum products imported	NSI, SDGs, Africa Agenda 2063, EAC 2050, NDP III		National level	Monthly, quarterly, Annually	High	MDAs, private sector, regional and international organisations, researchers/academicians	MEMD Reports, MEMD website, talk shows and workshops/meetings

<i>Data/Statistics produced</i>	<i>Indicator/s</i>	<i>Frameworks to which Sector/MDA responds (NSI, SDGs, Africa Agenda 2063, EAC Vision 2050, NDP III, SDP III, etc.</i>	<i>Data Source (Administrative, Surveys, Census</i>	<i>Level of disaggregation (Sex, Age, Geography, Rural-Urban, Disability, wealth quintile, region, National...)</i>	<i>Frequency of production (monthly, quarterly, annually, 3 years, 5yrs, 10yrs ...)</i>	<i>Level of demand (Low, Medium, High)</i>	<i>Users of the indicator / statistics</i>	<i>Dissemination Channel</i>
	Imports of Petroleum Products.	NSI, SDGs, Africa Agenda 2063, EAC 2050, NDP III	1. Oil and gas importing companies. 2. Uganda National Bureau of Standards. 3. Uganda Revenue Authority	National level	Monthly, quarterly, Annually	High	MDAs, private sector, regional and international organisations, researchers/academicians	MEMD Reports, MEMD website, talk shows and workshops/meetings
	Petroleum Retail Pump Prices.	NSI, SDGs, Africa Agenda 2063, EAC 2050, NDP III	Administrative books of retail facilities Billboards of retailing facilities, Relationship between liters pumped and amount (Shs) displayed on filling pumps	National level	Monthly, quarterly, Annually	High	MDAs, private sector, regional and international organisations, researchers/academicians	MEMD Reports, MEMD website, talk shows and workshops/meetings
	International Prices of Petroleum Products	NSI, SDGs, Africa Agenda 2063, EAC 2050, NDP III	Platts, Energy Intelligence and websites with relevant information	International	Monthly, quarterly, Annually	Medium	MDAs, private sector, regional and international organisations, researchers/academicians	MEMD Reports, MEMD website, talk shows and workshops/meetings
	Number of Petroleum facilities and installations	NSI, SDGs, Africa Agenda 2063, EAC 2050, NDP III	1. PSD – Monitoring and Inspection section - MEMD 2. NEMA 3. Local Councils 4. URA and 5. UNBS	National and Regional	Monthly, quarterly, Annually	Low	MDAs, private sector, regional and international organisations, researchers/academicians	MEMD Reports, MEMD website, talk shows and workshops/meetings
	Number of licensed		PSD NEMA Local councils	National and Regional	Monthly, quarterly, Annually	High	MDAs, private sector, regional and international	MEMD Reports, MEMD website, talk shows and workshops/meetings

<i>Data/Statistics produced</i>	<i>Indicator/s</i>	<i>Frameworks to which Sector/MDA responds (NSI, SDGs, Africa Agenda 2063, EAC Vision 2050, NDP III, SDP III, etc.</i>	<i>Data Source (Administrative, Surveys, Census</i>	<i>Level of disaggregation (Sex, Age, Geography, Rural-Urban, Disability, wealth quintile, region, National...)</i>	<i>Frequency of production (monthly, quarterly, annually, 3 years, 5yrs, 10yrs ...)</i>	<i>Level of demand (Low, Medium, High)</i>	<i>Users of the indicator / statistics</i>	<i>Dissemination Channel</i>
	petroleum facilities						organisations, researchers/academicians	
	Investment in the Sector	NSI, SDGs, Africa Agenda 2063, EAC 2050, NDP III	National/international publications,	National	Monthly, quarterly, Annually	Medium	MDAs, private sector, regional and international organisations, researchers/academicians	MEMD Reports, MEMD website, talk shows and workshops/meetings
	Exploration Areas	NSI, SDGs, Africa Agenda 2063, EAC 2050, NDP III	PEPD	Currently limited to the Albertine Graben	Monthly, quarterly, Annually	High	MDAs, private sector, regional and international organisations, researchers/academicians	MEMD Reports, MEMD website, talk shows and workshops/meetings
	Licensed Areas	NSI, SDGs, Africa Agenda 2063, EAC 2050, NDP III		EA1, EA2, EA3A, EA4B, EA5		High	MDAs, private sector, regional and international organisations, researchers/academicians	MEMD Reports, MEMD website, talk shows and workshops/meetings
	Unlicensed	NSI, SDGs, Africa Agenda 2063, EAC 2050, NDP III		EA3B, EA3C,EA3D, EA4A		High	MDAs, private sector, regional and international organisations, researchers/academicians	MEMD Reports, MEMD website, talk shows and workshops/meetings
	Gravity Data	NSI, SDGs, Africa Agenda 2063, EAC 2050, NDP III	<ul style="list-style-type: none"> Field Surveys by PEPD Oil Companies 	<ol style="list-style-type: none"> Albertine Graben Hoima Basin Lake Wamala Basin Moroto-Kadam Basin Lake Victoria Basin 	Monthly, quarterly, Annually	High	MDAs, private sector, regional and international organisations, researchers/academicians	MEMD Reports, MEMD website, talk shows and workshops/meetings

<i>Data/Statistics produced</i>	<i>Indicator/s</i>	<i>Frameworks to which Sector/MDA responds (NSI, SDGs, Africa Agenda 2063, EAC Vision 2050, NDP III, SDP III, etc.</i>	<i>Data Source (Administrative, Surveys, Census</i>	<i>Level of disaggregation (Sex, Age, Geography, Rural-Urban, Disability, wealth quintile, region, National...)</i>	<i>Frequency of production (monthly, quarterly, annually, 3 years, 5yrs, 10yrs ...)</i>	<i>Level of demand (Low, Medium, High)</i>	<i>Users of the indicator / statistics</i>	<i>Dissemination Channel</i>
	Number of line Km	NSI, SDGs, Africa Agenda 2063, EAC 2050, NDP III				Medium	MDAs, private sector, regional and international organisations, researchers/academicians	MEMD Reports, MEMD website, talk shows and workshops/meetings
	Number of Station Points	NSI, SDGs, Africa Agenda 2063, EAC 2050, NDP III				Medium	MDAs, private sector, regional and international organisations, researchers/academicians	MEMD Reports, MEMD website, talk shows and workshops/meetings
	Anomaly Maps and Profiles	NSI, SDGs, Africa Agenda 2063, EAC 2050, NDP III				Low	MDAs, private sector, regional and international organisations, researchers/academicians	MEMD Reports, MEMD website, talk shows and workshops/meetings
	Magnetic Data		<ul style="list-style-type: none"> Field Surveys by PEPD Oil Companies 	<ol style="list-style-type: none"> Albertine Graben Hoima Basin Lake Wamala Basin Moroto-Kadam Basin Lake Victoria Basin 	Annually	Medium	MDAs, private sector, regional and international organisations, researchers/academicians	MEMD Reports, MEMD website, talk shows and workshops/meetings
	Number of line Km.	NSI, SDGs, Africa Agenda 2063, EAC 2050, NDP III				Medium	MDAs, private sector, regional and international organisations, researchers/academicians	MEMD Reports, MEMD website, talk shows and workshops/meetings
	Number of Station Points.	NSI, SDGs, Africa Agenda 2063, EAC 2050, NDP III				Medium	MDAs, private sector, regional and international organisations, researchers/academicians	MEMD Reports, MEMD website, talk shows and workshops/meetings

<i>Data/Statistics produced</i>	<i>Indicator/s</i>	<i>Frameworks to which Sector/MDA responds (NSI, SDGs, Africa Agenda 2063, EAC Vision 2050, NDP III, SDP III, etc.</i>	<i>Data Source (Administrative, Surveys, Census</i>	<i>Level of disaggregation (Sex, Age, Geography, Rural-Urban, Disability, wealth quintile, region, National...)</i>	<i>Frequency of production (monthly, quarterly, annually, 3 years, 5yrs, 10yrs ...)</i>	<i>Level of demand (Low, Medium, High)</i>	<i>Users of the indicator / statistics</i>	<i>Dissemination Channel</i>
							organisations, researchers/academicians	
	Anomaly Maps and Profiles	NSI, SDGs, Africa Agenda 2063, EAC 2050, NDP III				Medium	MDAs, private sector, regional and international organisations, researchers/academicians	MEMD Reports, MEMD website, talk shows and workshops/meetings
	Seismic Survey Data	NSI, SDGs, Africa Agenda 2063, EAC 2050, NDP III	• Field Surveys by Oil Companies. •PEPD	Albertine Graben	Annually	Medium	MDAs, private sector, regional and international organisations, researchers/academicians	MEMD Reports, MEMD website, talk shows and workshops/meetings
	Number of Line Km for 2D Seismic Survey	NSI, SDGs, Africa Agenda 2063, EAC 2050, NDP III		EA1, EA2, EA3A, EA4B, EA5		Medium	MDAs, private sector, regional and international organisations, researchers/academicians	MEMD Reports, MEMD website, talk shows and workshops/meetings
	Number of Square Km for 3D Seismic Survey	NSI, SDGs, Africa Agenda 2063, EAC 2050, NDP III		EA2, EA3A, EA3B and EA3D		Medium	MDAs, private sector, regional and international organisations, researchers/academicians	MEMD Reports, MEMD website, talk shows and workshops/meetings
	Number of receiver stations points.	NSI, SDGs, Africa Agenda 2063, EAC 2050, NDP III		EA1, EA2, EA3A, EA4B, EA5, EA3B, EA3C and EA3D.		Medium	MDAs, private sector, regional and international organisations, researchers/academicians	MEMD Reports, MEMD website, talk shows and workshops/meetings
	Number of source stations points	NSI, SDGs, Africa Agenda 2063, EAC 2050, NDP III		EA1, EA2, EA3A, EA4B, EA5, EA3B,		Medium	MDAs, private sector, regional and international organisations, researchers/academicians	MEMD Reports, MEMD website, talk shows and workshops/meetings

<i>Data/Statistics produced</i>	<i>Indicator/s</i>	<i>Frameworks to which Sector/MDA responds (NSI, SDGs, Africa Agenda 2063, EAC Vision 2050, NDP III, SDP III, etc.)</i>	<i>Data Source (Administrative, Surveys, Census)</i>	<i>Level of disaggregation (Sex, Age, Geography, Rural-Urban, Disability, wealth quintile, region, National...)</i>	<i>Frequency of production (monthly, quarterly, annually, 3 years, 5yrs, 10yrs ...)</i>	<i>Level of demand (Low, Medium, High)</i>	<i>Users of the indicator / statistics</i>	<i>Dissemination Channel</i>
				EA3C and EA3D				
	Number of Seismic Data tapes	NSI, SDGs, Africa Agenda 2063, EAC 2050, NDP III		EA1, EA2, EA3A, EA4B, EA5, EA3B, EA3C and EA3D		Medium	MDAs, private sector, regional and international organisations, researchers/academicians	MEMD Reports, MEMD website, talk shows and workshops/meetings
	Number of exploration wells	NSI, SDGs, Africa Agenda 2063, EAC 2050, NDP III	<ul style="list-style-type: none"> • Exploration and appraisal drilling by Oil Companies. •PEPD 	EA1, EA2, EA3A, EA5	Annually	High	MDAs, private sector, regional and international organisations, researchers/academicians	MEMD Reports, MEMD website, talk shows and workshops/meetings
	Number of Appraisal Wells	NSI, SDGs, Africa Agenda 2063, EAC 2050, NDP III		EA1, EA2, EA3A		High	MDAs, private sector, regional and international organisations, researchers/academicians	MEMD Reports, MEMD website, talk shows and workshops/meetings
	Number of Development wells	NSI, SDGs, Africa Agenda 2063, EAC 2050, NDP III				High	MDAs, private sector, regional and international organisations, researchers/academicians	MEMD Reports, MEMD website, talk shows and workshops/meetings
	Depth of penetration in meters	NSI, SDGs, Africa Agenda 2063, EAC 2050, NDP III		EA1, EA2, EA3A, EA5		High	MDAs, private sector, regional and international organisations, researchers/academicians	MEMD Reports, MEMD website, talk shows and workshops/meetings
	Number of both dry and wet samples	NSI, SDGs, Africa Agenda 2063, EAC 2050, NDP III		EA1, EA2, EA3A, EA5		High	MDAs, private sector, regional and international organisations, researchers/academicians	MEMD Reports, MEMD website, talk shows and workshops/meetings

<i>Data/Statistics produced</i>	<i>Indicator/s</i>	<i>Frameworks to which Sector/MDA responds (NSI, SDGs, Africa Agenda 2063, EAC Vision 2050, NDP III, SDP III, etc.</i>	<i>Data Source (Administrative, Surveys, Census</i>	<i>Level of disaggregation (Sex, Age, Geography, Rural-Urban, Disability, wealth quintile, region, National...)</i>	<i>Frequency of production (monthly, quarterly, annually, 3 years, 5yrs, 10yrs ...)</i>	<i>Level of demand (Low, Medium, High)</i>	<i>Users of the indicator / statistics</i>	<i>Dissemination Channel</i>
	Number of core samples taken	NSI, SDGs, Africa Agenda 2063, EAC 2050, NDP III		EA1, EA2, EA3A, EA5		High	MDAs, private sector, regional and international organisations, researchers/academicians	MEMD Reports, MEMD website, talk shows and workshops/meetings
	Fluid Samples	NSI, SDGs, Africa Agenda 2063, EAC 2050, NDP III		EA1, EA2, EA3A, EA5		High	MDAs, private sector, regional and international organisations, researchers/academicians	MEMD Reports, MEMD website, talk shows and workshops/meetings
	Geological and Geochemical Data	NSI, SDGs, Africa Agenda 2063, EAC 2050, NDP III	<ul style="list-style-type: none"> • Field mapping by PEPD • Oil Companies 	<ol style="list-style-type: none"> 1. Albertine Graben 2. Hoima Basin 3. Lake Wamala Basin 4. Moroto-Kadam Basin 5. Lake Victoria Basin 	Annually	Medium	MDAs, private sector, regional and international organisations, researchers/academicians	MEMD Reports, MEMD website, talk shows and workshops/meetings
	Location points for geochemical data covered	NSI, SDGs, Africa Agenda 2063, EAC 2050, NDP III				Medium	MDAs, private sector, regional and international organisations, researchers/academicians	MEMD Reports, MEMD website, talk shows and workshops/meetings
	Number of Square Km covered by geology mapping	NSI, SDGs, Africa Agenda 2063, EAC 2050, NDP III				Medium	MDAs, private sector, regional and international organisations, researchers/academicians	MEMD Reports, MEMD website, talk shows and workshops/meetings

<i>Data/Statistics produced</i>	<i>Indicator/s</i>	<i>Frameworks to which Sector/MDA responds (NSI, SDGs, Africa Agenda 2063, EAC Vision 2050, NDP III, SDP III, etc.</i>	<i>Data Source (Administrative, Surveys, Census</i>	<i>Level of disaggregation (Sex, Age, Geography, Rural-Urban, Disability, wealth quintile, region, National...)</i>	<i>Frequency of production (monthly, quarterly, annually, 3 years, 5yrs, 10yrs ...)</i>	<i>Level of demand (Low, Medium, High)</i>	<i>Users of the indicator / statistics</i>	<i>Dissemination Channel</i>
	Resource Assessment	NSI, SDGs, Africa Agenda 2063, EAC 2050, NDP III	Administrative records, Oil Companies, Local, Regional and International Conference	National and International	Annually	Medium	MDAs, private sector, regional and international organisations, researchers/academicians	MEMD Reports, MEMD website, talk shows and workshops/meetings
	Reserves	NSI, SDGs, Africa Agenda 2063, EAC 2050, NDP III	Oil Companies and PEPD	EA1, EA2, EA3A, EA3B, EA3C, EA3D, EA4B, EA5		High	MDAs, private sector, regional and international organisations, researchers/academicians	MEMD Reports, MEMD website, talk shows and workshops/meetings
	Recovery reserves	NSI, SDGs, Africa Agenda 2063, EAC 2050, NDP III		EA1, EA2, EA3A, EA3B, EA3C, EA3D, EA4B, EA5		High	MDAs, private sector, regional and international organisations, researchers/academicians	MEMD Reports, MEMD website, talk shows and workshops/meetings

Appendix XXVI: List of 1,437 Licensed Petroleum retail outlets (as at 3rd October 2022)

No.	Company Name - Station	POL No.	Expiry Date
1	AARAN Petroleum Limited - Masaka Highway, Mpambire, Konkoma, Mpigi TC, MPIGI	1177-001	13-Jul-2027
2	Accra and Sons Investments (ASI) Limited - Obalugofuku West, ARUA	0671-001	26-Jun-2023
3	Accra and Sons Investments (ASI) Limited - Bileu, Yumbe Town Council, YUMBE	0671-002	16-Apr-2024
4	AFRICA Fuels and Lubricants Ltd - Plot 53, Block 309, Buwama, Mawokota, MPIGI	1049-001	1-Dec-2026
5	AFRICA OIL Uganda Limited - BULENGA	1206-001	29-Aug-2027
6	AFRICA OIL Uganda Limited - BWEYOGERERE	1206-002	29-Aug-2027
7	AFRICA OIL Uganda Limited - KAWEMPE	1206-003	29-Aug-2027
8	AFRICA OIL Uganda Limited - MAKINDYE	1206-004	29-Aug-2027
9	AFRICA OIL Uganda Limited - NANSANA	1206-005	29-Aug-2027
10	AFRICA OIL Uganda Limited - LUGALA	0522-006	8-Mar-2023
11	AFRICA OIL Uganda Limited - KASUBI, KAMPALA	0522-007	8-Mar-2023
12	AFRICA OIL Uganda Limited - BWAISE, KAMPALA	0522-008	8-Mar-2023
13	AFRICA OIL Uganda Limited - BULOBA	0522-009	8-Mar-2023
14	AFRICA OIL Uganda Limited - NSANJI, WAKISO	0522-010	8-Mar-2023
15	AFRICA OIL Uganda Limited - Misindye, Goma, MUKONO	0522-011	20-Jan-2025
16	AFRICA OIL Uganda Limited - Muganzilwazi, Kazo-Kawempe, KAMPALA	0522-012	26-Aug-2025
17	DOLPHIN Petroleum AFRICA OIL Uganda Limited - Entebbe Rd, Kitala Vill., Katabi, WAKISO	0820-002	31-Aug-2026
18	AFRISALE Energy (U) Ltd - Masindi Rd, Bajjo, Nyimbwa, LUWERO	1075-001	1-Mar-2027
19	AGABA Services Ltd - Muhanga Central Village, Muhanga TC, RUKIGA	1204-001	16-Aug-2027
20	AGABA Services Ltd - Kigongi "A" Zone, Central Division, Kabale Municipality, KABALE	1204-002	16-Aug-2027
21	AGOPEX (U) Ltd - KAZINGA, WAKISO	0662-001	10-Jun-2023
22	AGOPEX (U) Ltd - KITI, WAKISO	0662-002	19-Mar-2024
23	AGOPEX (U) Ltd - KAZO, LUGOBA	0662-003	12-Dec-2024
24	AHUMUZA Petro Station Services Limited - Busiisi, HOIMA	0595	22-Oct-2022
25	AHUMUZA Petro Station Services Limited - Butanjwa Vill., Mparo, Hoima Municipal Council, HOIMA	0595-002	4-Oct-2026
26	AKELLO Oils Limited - Agogomit, NGORA	0745-001	28-Jan-2024
27	A.K. Petroleum Services Limited - KAMBUGA, KANUNGU	0486	2-Aug-2021
28	A.K. Petroleum Services Limited - KASHAMBA, KANUNGU	0486-001	19-Jun-2023
29	AINUSHAMSI Energy Uganda Limited - Plot 1377 Block 633, KIBOGA	0569-006	27-Jan-2026
30	AINUSHAMSI Energy Uganda Limited - Kyesiga East Cell, HOIMA	0569-007	19-May-2026
31	AINUSHAMSI Energy Uganda Limited - Katale, Kyengeru, WAKISO	0569-008	15-Jun-2026
32	AINUSHAMSI Energy Uganda Limited - Najja Ward, Nakaloke TC, MBALE	0569-009	29-Aug-2026
33	JACKBY Enterprises AINUSHAMSI Energy Uganda Ltd - Busisi, Kahooka HOIMA	0636-002	13-Oct-2025
34	SAHARA Petroleum AINUSHAMSI Energy Uganda Limited - Kijabijjo, Gayaza KAYUNGA ROAD	0815-001	4-Nov-2024
35	AINUSHAMSI Energy Uganda Limited - BBIRA	1151-001	25-Jul-2027
36	AINUSHAMSI Energy Uganda Limited - KAWEMPE	1151-002	25-Jul-2027
37	ALLEGRO Services Limited -Mutundwe, KAMPALA	0811-001	31-Oct-2024
38	ALTAR Oils Africa Limited - TORORO, MALABA ROAD	0624-001	20-Feb-2023

No.	Company Name - Station	POL No.	Expiry Date
39	AMEX Energy (U) Ltd - Namanve, Nantabulirwa MUKONO	0911-001	11-Nov-2025
40	AMEX Petrol (U) Ltd - Kigoogwa Village, Gombe, WAKISO	1096-001	22-Mar-2027
41	ANIKA Investments Ltd - Oraba Rd, Triangle Cell, Malenga, Koboko TC, KOBOKO	1107-001	5-Apr-2027
42	APOJUST Petroleum (U) Limited - Rutu, MBARARA	0846-001	18-Feb-2025
43	ASIL Oils Company (U) Limited - Kicwaba Village, Kijanju, KABAROLE	1069-001	1-Feb-2027
44	ASTAN Energy Ltd - Bunanimi Cell, Mbale Road, SIRONKO	1190-001	26-Jul-2027
45	BAJ Service Stations Ltd - Nyabikoni, KABALE	0730-001	13-Dec-2023
46	BAJ Service Stations Ltd - Nakiwogo, ENTEBBE	0730-002	13-Dec-2023
47	BAJ Service Stations Ltd - Lumu Zone, LUWERO	0730-003	13-Dec-2023
48	BAJ Service Stations Ltd - Nyakabande, KISORO	0730-004	13-Dec-2023
49	BAJ Service Stations Ltd - ENTEBBE Municipality	0730-005	13-Dec-2023
50	BAJ Service Stations Ltd - Kigungu, ENTEBBE	0730-006	13-Dec-2023
51	BAJ Service Stations Ltd - Karubanda, KABALE	0730-007	13-Dec-2023
52	BAM Petroleum (U) Ltd - NAKULABYE	0986-001	7-Jun-2026
53	BAM Petroleum (U) Ltd - SEMBABULE	0986-002	7-Jun-2026
54	BAM Petroleum (U) Ltd - LYANTONDE	0986-003	7-Jun-2026
55	BAM Petroleum (U) Ltd - MUTUKULA	0986-004	7-Jun-2026
56	BAM Petroleum (U) Ltd - KAZO	0986-005	7-Jun-2026
57	BAM Petroleum (U) Ltd - Kijjabwemi, MASAKA	0986-006	7-Jun-2026
58	BAM Petroleum (U) Ltd - KYOTERA	0986-007	7-Jun-2026
59	BAM Petroleum (U) Ltd - MASAKA Central	0986-008	7-Jun-2026
60	BAM Petroleum (U) Ltd - Nakayiba, MASAKA	0986-009	7-Jun-2026
61	BAM Petroleum (U) Ltd - Round About, KASESE	0986-010	7-Jun-2026
62	BAM Petroleum (U) Ltd - Kizinda, BUSHENYI	0986-011	7-Jun-2026
63	BAM Petroleum (U) Ltd - Bwizibwera I, MBARARA	0986-012	7-Jun-2026
64	BAM Petroleum (U) Ltd - Koranorya, MBARARA	0986-013	7-Jun-2026
65	BAM Petroleum (U) Ltd - Ntare Rd, MBARARA	0986-014	7-Jun-2026
66	BAM Petroleum (U) Ltd - Kashenyi, MITOOMA	0986-015	7-Jun-2026
67	BAM Petroleum (U) Ltd - Kimaanya, MASAKA	0986-016	7-Jun-2026
68	BAM Petroleum (U) Ltd - KISAGAZI Nyakasanga, KASESE Airfield	0986-017	7-Jun-2026
69	BAM Petroleum (U) Ltd - IGORORA	0986-018	7-Jun-2026
70	BAM Petroleum (U) Ltd - ST. KAGWA	0986-019	7-Jun-2026
71	BAM Petroleum (U) Ltd - NYAKABIRIZI	0986-020	7-Jun-2026
72	BAM Petroleum (U) Ltd - KABWOHE	0986-021	7-Jun-2026
73	BAM Petroleum (U) Ltd - RWEBIKONA	0986-022	7-Jun-2026
74	BAM Petroleum (U) Ltd - Bwera, KASESE	0986-023	7-Jun-2026
75	BAM Petroleum (U) Ltd - Mailo 4, Ishanyu, MBARARA	0986-024	28-Jul-2026
76	BAM Petroleum (U) Ltd - RUBINDI	0986-025	28-Jul-2026
77	BAM Petroleum (U) Ltd - Bantu Kubiri, MBARARA	0986-026	28-Jul-2026
78	BAM Petroleum (U) Ltd - Kabingo, ISINGIRO	0986-027	28-Jul-2026

No.	Company Name - Station	POL No.	Expiry Date
79	BAM Petroleum (U) Ltd - Ntara, KITAGWENDA	0986-028	28-Jul-2026
80	BAM Petroleum (U) Ltd - Bwizibwera II, MBARARA	0986-029	28-Jul-2026
81	BAM Petroleum (U) Ltd - BUNDIBUJO TC	0986-030	28-Jul-2026
82	BAM Petroleum (U) Ltd - BIHARWE	0986-031	28-Jul-2026
83	BAM Petroleum (U) Ltd - IBANDA II	0986-032	28-Jul-2026
84	BAM Petroleum (U) Ltd - NYENDO	0986-033	28-Jul-2026
85	BARABARA Petroleum Enterprises Ltd - Kijojo, Nyamiti, Muhorro, KAGADI	0991-001	15-Jun-2026
86	BARAKA Petroleum (U) Ltd - Madu A, GOMBA	1041-001	26-Oct-2026
87	BARAKA Petroleum (U) Ltd - Sembabule TC, SEMBABULE	1041-002	26-Oct-2026
88	BARAKA Petroleum (U) Ltd - Nampuge Village, Kakiri TC, WAKISO	1041-003	26-Oct-2026
89	BARAKA Petroleum (U) Ltd - Masaka Highway, Mbizinya, Buwama TC, MPIGI	1041-004	26-Oct-2026
90	BARAKA Petroleum (U) Ltd - Kikoma Village, Katikamu, Wobulenzi TC, LUWERO	1041-005	26-Oct-2026
91	BASH Oils Limited - Igorora, IBANDA	0680-001	6-Aug-2023
92	BEACON Petroleum Limited - Kamukuzi, MBARARA Municipality	1006-001	26-Jul-2026
93	BAKRI BE Energy Limited - KAWANDA	0483	25-Jul-2021
94	BAKRI BE Energy Limited - KIRENGETE, KIKONDO, MPIGI	0633-001	21-Mar-2023
95	MOPETRO BAKRI BE Energy Limited - KAGOMA	0485-001	25-Jul-2021
96	BAKRI BE Energy Limited - WAKALIGA, NALUKOLONGO	0633-002	8-May-2023
97	TAQQADUM (TQ) Petroleum (U) BE Energy Ltd - MUKONO	0635-001	27-Mar-2023
98	BE Energy Limited - Kikubampanga, Kakiri WAKISO	0838-001	12-Jan-2025
99	BE Energy Limited - Ngandu, Mukono Municipality, MUKONO	0838-002	5-Aug-2026
100	BELTA Oil Service Stations Limited - Busunju Town Board, Ssekanyonyi, MITYANA	0981-001	5-May-2026
101	BEST Petroleum Company Ltd - Hospital Cell, Mbale Municipal Council, MBALE	0922-001	26-Jan-2026
102	BEST Petroleum Company Ltd - Walusimbi Village, Nama wojjolo, MUKONO	0922-002	14-Mar-2026
103	BEST Petroleum Company Ltd - Walusimbi Vill., Nama, MUKONO	0922-003	7-Feb-2027
104	BEST Petroleum Company Ltd - Tororo Malaba Rd, in TICAF Vill., Osukuru, TORORO	0922-004	9-May-2027
105	BIJON Investments Ltd - Kasingo, Hoima Municipality, HOIMA	1052-001	5-Dec-2026
106	BILE Petroleum Company Limited - Katalamwa, Matuga, WAKISO	0946-001	28-Feb-2026
107	BIM General Enterprises Ltd - Buseyi Village B, Nakalama Sub-County, IGANGA	1134-001	30-May-2027
108	BLD Consults (U) Ltd - Elegu Border Post, Bibia West Vill., AMURU	1113-001	3-Apr-2027
109	BOK Petroleum Limited - t/a LORIS OILS NANKAWUDDE, Ssentema Rd	0542-002	8-May-2022
110	BOK Petroleum Limited - t/a LORIS OILS KASENGE	0542-003	8-May-2022
111	BOK Petroleum Limited - t/a LORIS OILS KOMAMBOGA, Gayaza Road	0542-007	25-Feb-2023
112	BULIISA Service Station Limited - BULIISA TOWN	0622-001	14-Feb-2023
113	BURAR Petroleum (U) Ltd - Plot 8-10 Solo A Zone, Busia Town Council, BUSIA	0738-001	22-Jan-2024
114	BURAR Petroleum (U) Ltd - Kisenyi Bugunduhira, Dabani Sub-County, BUSIA	0738-002	22-Jan-2024
115	BURAR Petroleum (U) Ltd - Plot 16-18 Water Village, Tororo Municipality, TORORO	0738-003	22-Jan-2024
116	BURAR Petroleum (U) Ltd - TORORO	0738-004	26-Jan-2026
117	BURAR Petroleum (U) Ltd - Nagongera, TORORO	0738-005	26-Jan-2026
118	BURAR Petroleum (U) Ltd - Mbale Rd, Kapisa Village, BUTALEJJA	0738-006	26-Jan-2026

No.	Company Name - Station	POL No.	Expiry Date
119	BURAR Petroleum (U) Ltd - Busanzi, BUGIRI	0738-007	26-Jan-2026
120	BUSIIKA Fuel Service Station - Busiika TC, LUWERO	0925-001	31-Jan-2026
121	BUTIKO Filling Station - Bulondo, Ntenjeru, MUKONO	1071-001	8-Feb-2027
122	BWERA Oil (U) Ltd - Kinyamaseke, KASESE	0992-001	15-Jun-2026
123	BYAMUGISHA & Sons Transport Co. - Masindi Trading Centre	0767-001	19-May-2024
124	BYANSI Energy Limited - WAMPEEWO, Wakiso	0594-001	19-Oct-2022
125	BYARU Trading Company Ltd - KASESE	0985-001	7-Jun-2026
126	BYTRUST Technical Services Ltd - KISAASI	0604-001	11-Dec-2022
127	BYTRUST Technical Services Ltd - NSOoba	0604-002	11-Dec-2022
128	CENEX Energy Uganda Limited - Kasubi-Kawala Rd, Kaubi Parish, KAMPALA	0780	19-Jun-2024
129	CENEX Energy Uganda Limited - Mutundwe, Kirinyabigo Rd, Kyadondo, WAKISO	0780-001	22-Mar-2027
130	CHELLO Petro Station Limited - Kina wataka, KAMPALA	0866-001	3-Aug-2025
131	CHELLO Petro Station Limited - RUKUNGIRI	0866-002	3-Aug-2025
132	CHELLO Petro Station Limited - Southern Division, KABALE	0866-003	21-Sep-2025
133	CITY Oil Uganda Limited - BOMBO ROAD	0630-001	8-Mar-2023
134	CITY Oil Uganda Limited - MARTIN ROAD	0630-002	8-Mar-2023
135	CITY Oil Uganda Limited - NAKAWA	0630-003	8-Mar-2023
136	CITY Oil Uganda Limited - KAMWOKYA	0630-004	8-Mar-2023
137	CITY Oil Uganda Limited - NAMIREMBE	0630-005	8-Mar-2023
138	CITY Oil Uganda Limited - NDEEBA	0630-006	8-Mar-2023
139	CLARITY Petroleum Limited - Bisui Town Council, MBALE	0863-001	21-Jul-2025
140	CLASSIC Energy Ltd - Mbogo Road, Najjera Zone, Kira Municipality, WAKISO	0934-001	16-Dec-2025
141	CLEANEX Energy Limited - Kiwango, Namwezi, Bukerere, Goma MUKONO	0791-002	25-Feb-2026
142	CREEP Trading Co. Limited - Zirowe Rd, Kabanyolo, Block 174 Gayaza, Kasangati TC, WAKISO	1025-001	8-Sep-2026
143	CREEP Trading Co. Limited - Entebbe Rd, Bwebajja Vill., WAKISO	1088-001	13-Feb-2027
144	CTX Enterprises Ltd - Nkongwe Village, Kyampisi, MUKONO	1212-001	7-Sep-2027
145	DAHABLE Ltd - Plot 329 Nyanama, WAKISO	0947-001	3-Mar-2026
146	DAHABLE Ltd - Namulanda, Entebbe Road, WAKISO	0947-002	3-Mar-2026
147	DAHABLE Ltd - Maganjo B, Nabweru, Nansana, WAKISO	0947-003	5-Dec-2026
148	DAM Oil Limited - Kasanja Zone, Njeru, BUIKWE	1210-001	7-Sep-2027
149	DARSHAN Energy Limited - Nakigudde Village, Masaka Rd MPIGI	0889-001	8-Nov-2025
150	DASHELL Investments Limited - Namugongo, Kyaliwajjala WAKISO	0898-002	28-Mar-2026
151	DAWSON Service Limited - KYALIWAJALA	0547-005	10-Jul-2022
152	DAWSON Service Limited - Katwe, Kalisizo, KYOTERA	0547-007	25-Jun-2023
153	DAWSON Service Limited - Wobulenzi Town, LUWERO	0547-008	26-Jun-2023
154	DAWSON Service Limited - Mutukula Village, KAKUUTO	0547-009	19-May-2024
155	DAWSON Service Limited - Kalisizo TC, KYOTERA	0547-010	16-Mar-2026
156	DAWSON Service Limited - NYENDO	1121-001	17-May-2027
157	DAWSON Service Limited - KINONI, LWENGO	1121-002	17-May-2027
158	DAWSON Service Limited - LUWERO	1121-003	17-May-2027

No.	Company Name - Station	POL No.	Expiry Date
159	DAWSON Service Limited - LUKAYA	1121-004	17-May-2027
160	DDUMBA-MASAULI Oil Services Limited - Kyakkonda, Kasaali, RAKAI	0714-001	4-Nov-2023
161	DELTA Salama Road Limited - Salama Rd, Makindye, Ssabagabo WAKISO	0926-001	6-Dec-2025
162	DEMO Enterprises Limited -Fort Portal Municipal Council, FORT PORTAL	0812-001	3-Nov-2024
163	DEPPO Services Ltd - Kireka, Bbira Vill., Nakabugo, WAKISO	1094-001	17-Mar-2027
164	DEVON Petroleum - SMC Ltd, Kakunyu D, Bukomero, KIBOGA	0862-001	19-Jul-2025
165	DEVON Petroleum - SMC Ltd, Katosi Rd, Lubugumu Vill., Namayiba, MUKONO	0862-002	17-Mar-2027
166	DOLPHIN Petroleum Limited - BULENGA	0820-001	25-Nov-2024
167	DOLPHIN Petroleum Limited - Tirinyi Rd, Kamonkoli LC1, BUDAKA	0820-003	30-Jan-2027
168	DOLPHIN Petroleum Limited - Model Farm Village, Njeru, BUIKWE	0820-004	4-Jul-2027
169	DON MATUGA	0473-017	10-Sep-2022
170	DON CENTRAL VILLAGE, KITGUM	0473-018	10-Sep-2022
171	DON KICHOPE VILLAGE, LIRA	0473-019	10-Sep-2022
172	DON ARUA HILL DIVISION	0473-020	10-Sep-2022
173	DON Rwengoma, FORT PORTAL	0473-021	2-Sep-2024
174	DON Makenke, Kakiika MBARARA	0473-022	28-Mar-2026
175	DON Njara C Zone, Fort Portal, KABAROLE	0473-023	28-Mar-2026
176	DON Along Dr. Iraku Rd, ADJUMANI	0473-024	28-Mar-2026
177	DON Gayaza Rd, Wampewo, Kasangati WAKISO	0473-025	22-Aug-2026
178	DON LUWEERO	0473-026	22-Aug-2026
179	DON KIGUMBA	0473-027	22-Aug-2026
180	DON MPONDWE	0473-028	22-Aug-2026
181	DON MAYUGE	0473-029	22-Aug-2026
182	DON KAMULI	0473-030	22-Aug-2026
183	DON Nansana WAKISO	0473-031	22-Aug-2026
184	DON KYEGEGWA	0473-032	22-Aug-2026
185	DON LIRA	0473-033	22-Aug-2026
186	DON GULU (Plot 2, Kirombe)	0473-034	22-Aug-2026
187	DON Kassanda TC MUBENDE	0473-035	22-Aug-2026
188	DON PADER	0473-036	22-Aug-2026
189	DON NAMASALE	0473-037	22-Aug-2026
190	DON NAKASEKE	0473-038	22-Aug-2026
191	DON KIBOGA	0473-039	22-Aug-2026
192	DON MITYANA	0473-040	22-Aug-2026
193	DON BWONDA	0473-041	22-Aug-2026
194	EAST ZONE Service Station Limited - Main Street, IGANGA	0847-001	22-Mar-2025
195	EASY Gas Limited - Plot 300, Block 110, MUKONO	0982-001	10-May-2026
196	EASY OIL - SMC LIMITED - KYAZANGA, LWENGO	0632-001	19-Mar-2023
197	ECO Petrol Uganda Limited - Kinawataka, Kireka, WAKISO	0695-001	6-Sep-2023
198	EDDIES Service Station - Kikagate, ISINGIRO	0839-001	14-Jan-2025

No.	Company Name - Station	POL No.	Expiry Date
199	EDWARD AND JOAN KIIZA Petrol Station Hoima Ltd - Central Ward, Kahoora Division, Hoima Municipality, HOIMA	1137-001	1-Jun-2027
200	EMMA Oils (U) Ltd - NSANGI (Buwaali, Ssabagabo, Busiro), WAKISO	0836-001	7-Jan-2025
201	EMMA Oils (U) Ltd - Nabweru, Nansana WAKISO	0836-002	27-Jan-2025
202	EMMA Oils (U) Ltd - Hoima Rd, Serinya Vill., WAKISO	0836-003	1-Feb-2027
203	ENERGY Manufacturing Africa Limited - KYEBANDO KISASI	0623-001	18-Feb-2023
204	KASHABAN Group of Companies EUROPET Limited - Maya, Nsangi, WAKISO	0643-001	22-Apr-2023
205	EUROPET Limited - Ntawo ward, MUKONO	1028-001	15-Sep-2026
206	EUROPET Limited - Masaka Rd, Maya, Kyengera TC, WAKISO	1028-002	15-Sep-2026
207	EUROPET Limited - Bombo Rd, Kazo, Angola Cell, Kawempe, KAMPALA	1028-003	16-Feb-2027
208	EXCEL Petroleum (U) Ltd - Kayunga, Kyampiisi, MUKONO	0499	26-Sep-2021
209	EXCEL Petroleum (U) Ltd - Matugga, Mabanda Village, WAKISO	0499-001	17-Mar-2026
210	EXXOR Fuels (U) Ltd. - Gangu "A" Cell, Busabala, WAKISO	1031-001	27-Sep-2026
211	FAHAAB Energy Ltd - Plot 31 Lakitang, KAPCHORWA	0710-001	11-Oct-2023
212	FAHAAB Energy Ltd - Gweri Road, SOROTI	0710-002	24-Jan-2024
213	LAS Petroleum FAHAAB Energy Limited - Bazaar Cell, KUMI	0713-002	23-Oct-2023
214	FAHAAB Energy Ltd - Matany Road, Nepeipei Vill., Matany TC, NAPAK	0710-003	9-May-2027
215	FAL Oil (U) Limited - ABIRICI, Arua	0555-001	21-May-2022
216	FILSAN Petroleum Limited - Emokori Ward, Bukedea TC, BUKEDEA	1199-001	3-Aug-2027
217	FIRST Service Station - Nyarikokome Village, Kabura Ward, KABALE	0914-001	22-Nov-2025
218	FUELEX BIHARWE	1123-001	18-May-2027
219	FUELEX MAKINDYE	1123-002	18-May-2027
220	FUELEX NTUNGAMO	1123-003	18-May-2027
221	FUELEX BUSEGA	1123-004	18-May-2027
222	FUELEX FORT PORTAL	1123-005	18-May-2027
223	FUELEX KASESE	1123-006	18-May-2027
224	FUELEX KAVULE	1123-007	18-May-2027
225	FUELEX KAWEMPE	1123-008	18-May-2027
226	FUELEX KIBULI	1123-009	18-May-2027
227	FUELEX KIKAGATI	1123-010	18-May-2027
228	FUELEX KISENYI	1123-011	18-May-2027
229	FUELEX LWEZA	1123-012	18-May-2027
230	FUELEX NALUKOLONGO	1123-013	18-May-2027
231	FUELEX NAMUNGOONA	1123-014	18-May-2027
232	FUELEX BWEYOGERERE	1123-015	18-May-2027
233	GAS Energy (U) Limited - ISHAKA	0880-001	3-Nov-2025
234	GAS Energy (U) Limited - Rubindi, Kashari MBARARA	0880-002	3-Nov-2025
235	GAS Energy (U) Limited - Hima Town Council, KASESE	0880-004	4-Jan-2026
236	GAS Energy (U) Limited - Cell C, Ishaka, BUSHENYI	0880-005	4-Jan-2026
237	GAS Energy (U) Limited - Kabwohe Municipality, SHEEMA	0880-006	4-Jan-2026
238	GAS Energy (U) Limited - Ruhimbo LC1, Isingiro Town Council, ISINGIRO	0880-007	4-Jan-2026

No.	Company Name - Station	POL No.	Expiry Date
239	GAS Energy (U) Limited - Bwizibwera B Zone, Rwebishekye, MBARARA	0880-008	4-Jan-2026
240	GAS Energy (U) Limited - Kaberebere TC, Kyenyangi Cell, ISINGIRO	0880-009	4-Jan-2026
241	GAS Energy (U) Limited - Kikorongo LC1, Lake Katwe, KASESE	0880-010	1-Nov-2026
242	GAS Energy (U) Limited - Katareyba Cell, Nkoma, KAMWENGE	0880-011	1-Nov-2026
243	GAS Energy (U) Limited - Kashenshero TC, Kihugye, BUSHENYI	0880-012	1-Nov-2026
244	GAS Energy (U) Limited - Rwampara Cell, Kikagante TC, ISINGIRO	0880-013	1-Nov-2026
245	GAS Energy (U) Limited - Rutookye TC, Nyakashojwa, MITOOMA	0880-014	1-Nov-2026
246	GAS Energy (U) Limited - Bunnura Cell, Rwakabengo, RUKUNGIRI	0880-015	10-Feb-2027
247	GAS Energy (U) Limited - Biguli, KAMWENGE	0880-016	10-Feb-2027
248	GAS Energy (U) Limited - Kirembe Vill., Kayanja, Katete, KANUNGU	0880-017	10-Feb-2027
249	GAS Energy (U) Limited - Kashaka TC, Bubaare, MBARARA	0880-018	10-Feb-2027
250	GAS Energy (U) Limited - Nyakaina Ward, RUKUNGIRI	0880-019	10-Feb-2027
251	GAS Energy (U) Limited - Bushenyi Rd, Mbarara Stock Farm Cell, Kakiika, MBARARA	0880-020	10-Feb-2027
252	GAS Energy (U) Limited - Isingiro Rd, Rwizi Cell, Nyamitanga, MBARARA	0880-021	10-Feb-2027
253	GAS Energy (U) Limited - Mirama Hills Rd, Kafunjo, Ruhaama, NTUNGAMO	0880-022	3-Aug-2027
254	GAS Energy (U) Limited - Rubaya Rd, Kacence West Cell, Kakiika, MBARARA	0880-023	8-Sep-2027
255	GAS Energy (U) Limited - Masheruka Rd, Kabwohe Hill, Sheema Municipality, SHEEMA	0880-024	8-Sep-2027
256	GAS Energy (U) Limited - Mitooma TC, Ruhinda, MITOOMA	0880-025	8-Sep-2027
257	GASCO Energy (U) Ltd - Kirombe, Layibi, GULU	0844-001	12-Feb-2025
258	GASCO Energy (U) Ltd - Gulu Kampala Rd, Layibi Go-Down Vill., Techno, GULU	0844-002	30-Sep-2026
259	GASCO Energy (U) Ltd - Keyi "A" Sub Ward, Kasubi Parish, GULU	0844-003	30-Sep-2026
260	GASCO Energy (U) Ltd - Camp Swahili Central, Lira Municipality, LIRA	0844-004	30-Sep-2026
261	GASCO Energy (U) Ltd - Swaum Rd, Kapploton Cell, KAPCHORWA	0844-005	30-Sep-2026
262	GASCO Energy (U) Ltd - Nimule Rd, Layibi, GULU	0844-006	30-Sep-2026
263	GASCO Energy (U) Ltd - Lumu, Agwe, Laroo, GULU	0844-007	30-Sep-2026
264	GASCO Energy (U) Ltd - Kala A Vill., Pabo Town Council, AMURU	0844-008	8-Feb-2027
265	GASCO Energy (U) Ltd - Moroto Rd, Camp Swahili Vill., Soroti East, SOROTI	0844-009	8-Feb-2027
266	GASCO Energy (U) Ltd - Jomo Kenyatta Rd, Pece, African Quarters, Laroo, GULU	0844-010	8-Feb-2027
267	GASCO Energy (U) Ltd - Bweyale Cell, KIRYANDONGO	0844-011	22-Mar-2027
268	GASCO United Limited - Nvunwa, Seeta, Kigunga MUKONO	0784-001	14-Jul-2024
269	GASLINE Petroleum Energy (U) Ltd - NAKIREBE, MPIGI	0559-002	3-Jun-2023
270	GASLINE Petroleum Energy (U) Ltd - LWADDA	0559-004	25-Jul-2027
271	GASLINE Petroleum Energy (U) Ltd - Lubanda A, NKOZI	0559-003	9-Mar-2027
272	GLOBAL Fuel Station - Mbarara Road, KABALE	0865-001	3-Aug-2025
273	GLOBAL Super Oils Ltd - Nyamityobora, MBARARA	1073-001	7-Feb-2027
274	GM Oils Uganda Limited - Nsangi/Nakatema, Ssabawali B, Busiro, WAKISO	0535	9-Mar-2022
275	GOLDEN Fuels Uganda Limited - Gulu RFd, Mabanda "A" Village, Luwero TC, LUWERO	1203-001	16-Aug-2027
276	GOLDEN GAS General Trading Ltd - Eruti County, Ireda Cell LIRA	0897-001	8-Nov-2025
277	GOLDEN GAS General Trading Ltd - Akokoro Rd, Tedaku, KWANIA	0897-002	23-May-2026
278	GOLDEN GAS General Trading Ltd - Akokoro Rd, Aketo, Ibuje, APAC	0897-003	23-May-2026

No.	Company Name - Station	POL No.	Expiry Date
279	GOLDEN GAS General Trading Ltd - Moyo Rd, Forua Vill., Central Ward, ADJUMANI	0897-004	29-Sep-2026
280	GOLDEN Oil Uganda Limited - Wampewo, Kasangati, WAKISO	1061-001	18-Jan-2027
281	GPEX Oil Limited - Walusimbi Village, MUKONO	0831-001	19-Dec-2024
282	GOODLUCK Oil Ltd - KANYANYA, NDEJJE, WAKISO	0683-001	19-Aug-2023
283	NJERU ASA ASPAM Energy GP Global Uganda Limited - OWEN LANE, Njeru Buikwe	0558-001	22-May-2022
284	BOK Petroleum GP Global Uganda Limited NAMATABA	0542-005	8-May-2022
285	GREAT LAKES Petroleum GP Global Uganda Limited - KAYUNGA	0508-003	5-Feb-2023
286	GREAT LAKES Petroleum GP Global Uganda Limited - KYIGOMBYA, MUKONO	0508-004	8-May-2023
287	S.R. Petroleum GP Global Uganda Limited - NSANGI, WAKISO	0634-010	25-Mar-2023
288	SHAEA Energies Ltd GP Global Uganda Limited - Mpumudde, JINJA	0742-001	24-Jan-2024
289	FUELIZE (U) GP Global Uganda Limited - Namakonkome, Buwambo, WAKISO	0783-001	14-Jul-2024
290	CLEANEX Energy GP Global Uganda Limited - Seeta, Bukerere Rd, MUKONO	0791-001	2-Sep-2024
291	DASHELL Investments GP Global Uganda Limited - Nakwero, Kira TC WAKISO	0898-001	20-Oct-2025
292	GP Global Uganda Limited - Kira, Bulindo Rd WAKISO	0882-001	15-Nov-2025
293	GP Global Uganda Limited - Kirinya, WAKISO	0882-002	3-Jul-2027
294	GP Global Uganda Limited - KYOTERA Town Council, MASAKA	0882-003	3-Jul-2027
295	GP Global Uganda Limited - NAMAWOJJOLO, MUKONO	0882-004	3-Jul-2027
296	GP Global Uganda Limited - New Njeru, JINJA	0882-005	20-Jul-2027
297	ROYAL Energy GP Global Uganda Limited - Nakuwadde, Lubanyi, WAKISO	1040-001	24-Oct-2026
298	GREAT LAKES PETROLEUM - KABEREBERE	0508-001	7-Nov-2021
299	GREEN SOM (U) Limited - Namayumba Town Council, WAKISO	0775-001	18-Jun-2024
300	GURMAD Petroleum Limited - Masaka Rd, Maya WAKISO	0821-001	1-Dec-2024
301	HABUUL HAB Energy Limited - BUSIA	0722-001	3-Dec-2023
302	HAB Energy Limited - Boma Cell, Nebbi Muinicipality, NEBBI	0722-002	29-Jan-2025
303	HAB Energy Limited - Migyera Town, NAKASONGOLA	0722-003	16-Feb-2027
304	HAB Energy Limited - Majanji Rd, Dabani East Vill., BUSIA	0722-004	12-May-2027
305	HAK Pumps Services - Bwetyaba, KAYUNGA	0973-001	15-Apr-2026
306	HAKI Oils Limited - NSAMBYA	0603-001	4-Dec-2022
307	HAKI Oils Limited - SALAMA	0603-002	4-Dec-2022
308	HAKI Oils Limited - KABOWA	0603-003	4-Dec-2022
309	HAKI Oils Limited - NATETE	0603-004	28-May-2023
310	HAMPA Investments (U) Ltd - t/a Destiny Oils Kambe, Kakiri, WAKISO	0943-001	11-Feb-2026
311	HAM Petroleum (U) Ltd - Tanganyika Village, ARUA	0712-001	23-Oct-2023
312	HANDSOME Energy Limited - Block 175, Gayaza, Nangabo, WAKISO	1081-001	22-Feb-2027
313	HANAN Oil Limited - Kitende, Entebbe Road, WAKISO	1186-001	25-Jul-2027
314	HARED Petroleum Limited - NSAMBYA	0648-001	2-May-2023
315	HARED Petroleum Limited - GGABA	0648-002	2-May-2023
316	HARED Petroleum Limited - KIREKA	0648-003	2-May-2023
317	HARED Petroleum Limited - SEGUKU	0648-004	2-May-2023
318	HARED Petroleum Limited - CLIVE ROAD JINJA TOWN	0648-005	2-May-2023

No.	Company Name - Station	POL No.	Expiry Date
319	HARED Petroleum Limited - IGANGA TOWN	0648-006	2-May-2023
320	HARED Petroleum Limited - PALLISA TOWN	0648-007	2-May-2023
321	HARED Petroleum Limited - KAMULI TOWN	0648-008	2-May-2023
322	HARED Petroleum Limited - NAMAKWEKWE, MBALE	0648-009	2-May-2023
323	HARIRO Enterprises Ltd - MBALE	0571-001	16-Jul-2022
324	HASS Arua II	0515-023	23-Sep-2023
325	HASS Kumi	0515-024	23-Sep-2023
326	HASS Mubende	0515-025	23-Sep-2023
327	HASS Busia	0515-026	16-Dec-2023
328	HASS Busega II	0515-027	28-Jan-2024
329	HASS Njeru	0515-028	17-Feb-2024
330	HASS Namusera	0515-029	26-Mar-2024
331	HASS Bunwa, WAKISO	0515-030	16-Jul-2024
332	HASS Kanansimbi, BUNDIBUGYO Town	0515-031	16-Jul-2024
333	HASS Along Wright Road, HOIMA Township	0515-032	16-Jul-2024
334	HASS Mpumudde, JINJA	0515-033	31-Oct-2024
335	HASS Ojwina, LIRA	0515-034	26-Nov-2024
336	HASS Kiwalimu Zone, Kasangati WAKISO	0515-035	23-Apr-2025
337	HASS Bunamwaya, WAKISO	0515-036	10-Dec-2025
338	HASS Nabweru-Katooke Rd, Nansana, WAKISO	0515-037	27-Jan-2026
339	HASS BWERERA	0515-038	2-Mar-2026
340	HASS Mwanga II Rd, Central Division, Kampala	0515-039	2-Mar-2026
341	HASS Siyani Cell, Mengo, Koboko TC, KOBOKO	0515-040	2-Mar-2026
342	HASS Kamengo, MPIGI	0515-041	9-Aug-2026
343	HASS Petroleum (U) Ltd - Rusaka Vill., Kahoora, Hoima Municipality, HOIMA	1035-001	3-Oct-2026
344	HASS Petroleum (U) Ltd - Ragem Vill., Oluk, ARUA	1035-002	3-Oct-2026
345	HASS Arua	1035-003	26-Jan-2027
346	HASS Soroti	1035-004	26-Jan-2027
347	HASS Mbale I	1035-005	26-Jan-2027
348	HASS Mbale II	1035-006	26-Jan-2027
349	HASS Bakuli	1035-007	26-Jan-2027
350	HASS Kisenyi	1035-008	26-Jan-2027
351	HASS Mbarara	1035-009	26-Jan-2027
352	HASS Bunga	1035-010	26-Jan-2027
353	HASS Kapchorwa	1035-011	26-Jan-2027
354	HASS Najjera	1035-012	10-Feb-2027
355	HASS Mpondwe	1035-013	10-Feb-2027
356	HASS Bwera	1035-014	10-Feb-2027
357	HASS Busega	1035-015	27-Mar-2027
358	HASS Nalukolongo	1035-016	27-Mar-2027

No.	Company Name - Station	POL No.	Expiry Date
359	HASS Ndeeba	1035-017	27-Mar-2027
360	HASS Namasuba	1035-018	27-Mar-2027
361	HASS Makindye	1035-019	27-Mar-2027
362	HASS Banda	1035-020	27-Mar-2027
363	HASS Mukono	1035-021	27-Mar-2027
364	HASS Mula go	1035-022	27-Mar-2027
365	HASS Kawempe	1035-023	27-Mar-2027
366	HASS Namanve, Kiwangalwanda Vill., Nantabulirwa, MUKONO	1035-024	20-Apr-2027
367	HASS Nakwero B, Kira Municipality, WAKISO	1035-025	3-Aug-2027
368	HEBROK Telecom Company Limited - Ndorwa, Kyanamira KABALE	0881-001	15-Nov-2025
369	HEGAN (U) Limited - Gulu Rd, Ngogolo Vill., Katikamu, LUWERO	1076-001	10-Feb-2027
370	HEM Petroleum SMC Ltd - Kasese Rd, Kyeibumba Cell, Rwimi TC, BUNYANGABU	1082-001	23-Feb-2027
371	HIGHWAY Petroleum Limited - Kyengera, WAKISO	0749-001	24-Feb-2024
372	HOIMA Service Station - Duhangira Rd, Hoima Town, HOIMA	0921-001	10-Jan-2026
373	HORSE POWER (U) Ltd - Buyala, Muduuma MPIGI	0705-001	9-Oct-2023
374	HORSE POWER (U) Ltd - Namanve, Bweyogerere WAKISO	0705-003	29-Sep-2024
375	HORSE POWER (U) Ltd - Nabingo, WAKISO	0705-004	29-Sep-2024
376	TRIP Oils HORSE POWER Uganda Limited - Namulanda, Katabi TC, WAKISO	0602-001	3-Dec-2022
377	OCEAN HORSEED Energy Limited - Naluvule, WAKISO	0429-001	23-Sep-2023
378	HORSEED Energy Limited - Moroto Rd, Silongo Vill., Bukali, BULAMBURI	1070-001	30-Jan-2027
379	HUFAN Petroleum Co. Ltd - TWEKYO, Rukoki KASESE	0796-001	2-Sep-2024
380	IBANDA General Agency Ltd - Ishongororo TC, IBANDA	1191-001	27-Jul-2027
381	IBANDA General Agency Ltd - Nyansimbo Ward, Kiburara TC, IBANDA	1191-002	27-Jul-2027
382	IGAL Energy Limited - Munkaga Napoli Lower Village, Mutoto, MBALE	0945-001	3-Mar-2026
383	IGAL Energy Limited - Muririnyi Village, Manafwa TC, MANAFWA	0945-002	3-Mar-2026
384	IGAL Energy Limited - Plot 313 Central Mbale, Bughokho, MBALE	0945-003	3-Mar-2026
385	IGAR Uganda Limited - Nalufenya, JINJA	0748-001	24-Feb-2024
386	IGAR Uganda Limited - Mukono I, MUKONO	0748-002	24-Feb-2024
387	IGAR Uganda Limited - Mukono II, MUKONO	0748-003	24-Feb-2024
388	IHUNGA Investments Uganda Limited - Police Zone, Nyabushozi, KIRUHURA	0978-001	20-Apr-2026
389	ILEEYE Company Limited - Model Farm, Njeru, BUIKWE	0766-001	29-Apr-2024
390	IMPERIAL Gas Supply Uganda Ltd [LPG Only]	0524	8-Jan-2022
391	IMRAN Investments Ltd - Nkokonjeru, BUIKWE	1072-001	8-Feb-2027
392	IRMAN Petroleum (U) Ltd - Kalagi Rd, Manyengwa B, Kabubbu, WAKISO	0920-001	10-Jan-2026
393	JAAB Oils Limited - NEBBI	0670-001	26-Jun-2023
394	JACKBY Enterprises Limited - HOIMA MUNICIPALITY	0636-001	28-Mar-2023
395	JAFRA Station Ltd - Mpumudde, Kimaki, JINJA	0669-001	24-Jun-2023
396	JAPS Fuel Station Limited - BIHARWE TOWN	0539-001	13-Mar-2022
397	JAPS Fuel Station Limited - KANUNGU TOWN COUNCIL	0539-002	20-Sep-2022
398	PETROMAX Real Developers JASOLIYA Investments Limited - Matugga, WAKISO	0525-001	11-Nov-2023

No.	Company Name - Station	POL No.	Expiry Date
399	JASOLIYA Investments Limited - Nakirebe, MASAKA RD	0869-001	22-Sep-2025
400	JASOLIYA Investments Limited- Bulenga Kikaaya Zone, Ssemuwe Parish, WAKISO	0869-002	13-Jul-2027
401	JB Nericos Ltd - Ngobe Cell, Makindye Ssabagabo, WAKISO	1095-001	17-Mar-2027
402	JEPA Energy Limited - Rubaare II Vill., Kagango, NTUNGAMO	1033-001	5-Oct-2026
403	JET Pump (U) - SMC Limited - Rubaare I Cell, Kagango, NTUNGAMO	0939-001	1-Feb-2026
404	JIDIID Transporters and Petroleum Company Ltd - Angururu B II Village, TORORO	0493	30-Aug-2021
405	J.K & Associates Technical Services Ltd - Ndejje, KAMPALA	0709-001	9-Oct-2023
406	Joseph Tamusuza Investments Limited - Kiyinda, Tamu, MITYANA	0678-001	17-Jul-2023
407	KOBIL RUBIS Energy Uganda JOSKASS Associated Industries Limited - MITYANA II	0726-013	12-Dec-2023
408	JS Oils - Bunga Hill, Makindye, KAMPALA	1153-001	3-Jul-2027
409	JULAW Enterprises Ltd - Katikamu, LUWERO	0835-001	6-Jan-2025
410	JULAW Enterprises Ltd - Kalina Zone, Kakooge TC, NAKASONGOLA	0835-002	3-Aug-2027
411	JULAW Enterprises Ltd - Gulu Highway, Kaswa Village, Katikamu, LUWERO	0835-003	8-Sep-2027
412	KABAGAMBE Station Limited - Park Cell, Central Ward, HOIMA CITY	1013-001	11-Aug-2026
413	KABALE MEGA Standard Oils Ltd - Kabale Road, KABALE	0879-001	12-Oct-2025
414	KAFI Energy (U) Limited - Kijabijo C Vill, Kira WAKISO	0884-001	3-Nov-2025
415	KAFUGU Fuel Station - Mayuge Town, MAYUGE	0962-001	31-Mar-2026
416	KAGUMIRE Investment Company Limited - Isingiro Rd, Ruhimbo, ISINGIRO	1117-001	20-Apr-2027
417	KAGUMIRE Investment Company Limited - Kabingo-Rubaga Rd, Buhimbo, ISINGIRO	1117-002	1-Sep-2027
418	KAKIRI Legacy (U) Ltd. - Kikubampanga, Kakiri TC, WAKISO	1026-001	8-Sep-2026
419	KALBE Enterprises Ltd - Kariri East Vill., Mpenja, GOMBA	1189-001	24-Jul-2027
420	KAM Filling Station Limited - Isingiro Rd, Masha Sub-County, Kashenyi, ISINGIRO	1046-001	22-Nov-2026
421	KAMA Oil Limited - Buduuda	0842-001	3-Feb-2025
422	KAMA Oil Limited - Manafwa	0842-002	3-Feb-2025
423	KAMA Oil Limited - Busajja	0842-003	3-Feb-2025
424	KAMA Oil Limited - Sironko	0842-004	3-Feb-2025
425	KAMA Oil Limited - T/C Sironko	0842-005	3-Feb-2025
426	KAMA Oil Limited - Namataba	0842-006	3-Feb-2025
427	KAMA Oil Limited - Namanve	0842-007	3-Feb-2025
428	KAMA Oil Limited - Bufambo	0842-008	3-Feb-2025
429	KAMA Oil Limited - Bugwere	0842-009	3-Feb-2025
430	KAMPO Investments Ltd	0469	7-Jul-2021
431	KARIBUN OILS DON (U) Ltd t/a KARIB Fuel Station - Buwaate Cell, Kira Municipality, WAKISO	1164-001	4-Jul-2027
432	KASINGO Service Station Ltd - Kasingo, Hoima Municipality, HOIMA	0953-001	21-Mar-2026
433	KAS Services Limited - KATABI, Entebbe Highway	0554-002	5-Oct-2022
434	KAS Services Limited - Gayaza Kasangati, WAKISO	0554-003	31-Oct-2024
435	Katungu Filling Station - Bugomora Village, Ishaka BUSHENYI	0908-001	15-Nov-2025
436	KAVANGO Limited - WANDEGEYA, KAMPALA	0731-001	17-Dec-2023
437	KHAN Petroleum Limited - Nakifuma West Vill., MUKONO	1037-001	5-Oct-2026
438	KITWE Ventures t/a KITWE FILLING STATION - Kitwe, Igara, BUSHENYI	0961-001	31-Mar-2026

No.	Company Name - Station	POL No.	Expiry Date
439	KISUKUMA Fuel Station Ltd - Hoima Road, Kisukuma Village, HOIMA	0984-001	6-Jun-2026
440	KIVA Investments Limited - Busowa Trading Centre, Buwunga, BUGIRI	0492	18-Aug-2021
441	KK Oil Filling Station (U) Limited - Musita, MAYUGE	0676-001	11-Jul-2023
442	KK Oil Filling Station (U) Limited - Musita-Lumino Road, MAYUGE	0676-002	3-Aug-2025
443	KONGASIS Petroleum Dealers Limited - Bukwo Rd, Maram Vill., Kapchorwa TC, KAPCHORWA	1211-001	7-Sep-2027
444	KONGASIS Petroleum Dealers Limited - Mbale Rd, Wananda Cell, Busui TC, MBALE	1211-002	7-Sep-2027
445	KOMO Oils Ltd - Mbarara Rd, Rukiri 1 Cell, Rubaare TC, NTUNGAMO	1209-001	5-Sep-2027
446	KPI Petroleum Company Limited - GELP Nakulabye	1180-001	17-Jul-2027
447	KPI Petroleum Company Limited - GELP Katwe	1180-002	17-Jul-2027
448	KPI Petroleum Company Limited - GELP Queen's Way	1180-003	17-Jul-2027
449	KPI Petroleum Company Limited - GELP Kisenyi	1180-004	17-Jul-2027
450	KUBAH Oils Ltd - Kakira Village, Wakyoto Sub-County, NAKASEKE	0931-001	10-Dec-2025
451	KYAMP'S Investments (U) Limited - RUBIRIZI	0532-001	19-Feb-2022
452	KYAMP'S Investments (U) Limited - BUTARE, Bushenyi	0532-002	26-Nov-2022
453	KYAMP'S Investments (U) Limited - NYABIKONI, Kabale	0532-003	20-Dec-2023
454	KYAMP'S Investments (U) Limited - Habutobero, RUBANDA	0532-004	31-Oct-2024
455	KYAMP'S Investments (U) Limited - Nyaruhengeri, KISORO	0532-005	23-Mar-2025
456	KYAMP'S Investments (U) Limited - Katuna Rd, Karubanda, KABALE	1139-001	13-Jul-2027
457	KYAMP'S Investments (U) Limited - Kanyegenyege LC1, Masheruka TC, SHEEMA	1139-002	26-Jul-2027
458	LAKE OIL Uganda Limited - Namulese, Butembe, Mafubira, JINJA	0857-001	6-Jul-2025
459	LAKE OIL Uganda Limited - Buwunga, Busawo TC, BUGIRI	0857-002	7-Sep-2027
460	LAKE OIL Uganda Limited - Kiyunga, Kyampisi-Kyangwe, MUKONO	0857-003	7-Sep-2027
461	LAKE OIL Uganda Limited - Mailosaba, Busia-Kisumu Rd, Nabuwambo North, BUSIA	0857-004	7-Sep-2027
462	LAKE OIL Uganda Limited - Kizzi Village, Mpigi TC, MPIGI	0857-005	7-Sep-2027
463	GEO OILS (U) Ltd LAKE OIL Uganda Limited - Kintambuza Vill., Kawempe, KAMPALA	1114-001	25-May-2027
464	LAS Petroleum Limited - Soroti, SOROTI	0713-001	23-Oct-2023
465	SAHARA LEADWAY Petroleum Uganda Limited - Kayunga Cell, WAKISO	0815-002	19-Jul-2025
466	LINE Petroleum Limited - BULOBA	0605-001	12-Dec-2022
467	LINE Petroleum Limited - Busaku Village, Namayumba, WAKISO	0605-002	10-Jul-2027
468	LM Oils Ltd - Mukono Katosi Road, MUKONO	1225-001	20-Sep-2027
469	LOBORONG Holdings Ltd - Ayul, KITGUM	0957-001	28-Mar-2026
470	LOBORONG Holdings Ltd - t/a KAL, Centre Village, AMURU	0957-002	28-Mar-2026
471	LUBEQ Oil (U) Limited - Gbutuku Cell, KOBOKO	0892-001	8-Nov-2025
472	LUQMAN Petroleum Limited - Kyambongo, KAMPALA	0734-001	16-Jan-2024
473	LUQMAN Petroleum Limited - Kibuga, Rubaga Division, Nsangi, KAMPALA	0734-002	19-Feb-2024
474	LUQMAN Petroleum Limited - Seguku, Kampala-Entebbe Rd, WAKISO	0734-003	30-Sep-2025
475	LUQMAN Petroleum Limited - Oriyoi, Nyalakot, TORORO	0734-004	4-Oct-2025
476	LUQMAN Petroleum Limited - Nkokonjeru LC1, Kyengeru TC, WAKISO	0734-005	20-Dec-2025
477	LUQMAN Petroleum Limited - Bwaise, KAMPALA	0734-006	5-Jul-2027
478	MABILA International Ltd - Ttamu, MITYANA	0948-001	28-Feb-2026

No.	Company Name - Station	POL No.	Expiry Date
479	LUCKOIL Enterprises Mack Oil Limited - LUWERO Town Council	0546-001	11-Apr-2022
480	LUCKOIL Enterprises Mack Oil Limited -MANYANGWA	0546-002	15-Oct-2022
481	MAJAB Investment Company Limited - KISIMBIRI, WAKISO	0637-001	28-Mar-2023
482	MAJAB Investment Company Limited - KIKUMBANGA, WAKISO	0637-002	2-May-2023
483	MAJAB Investment Company Limited - KAYABWE TC, MPIGI	0637-003	1-Jun-2025
484	MAJAB Investment Company Limited - KYAZANGA TC, LWENGO	0637-004	1-Jun-2025
485	MAWUMO Petroleum Ltd - Walugogo LC1, Iganga Municipality, IGANGA	0851-001	10-May-2025
486	MAYFAIR Family Holdings Limited t/a EBENEZER FUELS - Rubaare TC, NTUNGAMO	0960-001	31-Mar-2026
487	MBACKLEY Fuel Filling Station Limited- Bugodi, MAYUGE	0843-001	11-Feb-2025
488	MBACKLEY Fuel Filling Station Limited- Kayunga Village, Mafubira, JINJA	0843-002	15-Jun-2026
489	MEGA OIL Company Limited - Nambozo Cell, MBALE	1002-001	17-Jun-2026
490	MEGA OIL Company Limited - Nyakesi E Zone Vill., Budama, TORORO	1002-002	19-Jan-2027
491	MELIX Petroleum Limited - Kahunga Village, Ruhama, NTUNGAMO	1214-001	12-Jul-2027
492	MGS International Uganda Limited t/a MOGAS - Busega	1138-001	1-Jun-2027
493	MGS International Uganda Limited t/a MOGAS - Entebbe	1138-002	1-Jun-2027
494	MGS International Uganda Limited t/a MOGAS - Ibanda	1138-003	1-Jun-2027
495	MGS International Uganda Limited t/a MOGAS - Kakira	1138-004	1-Jun-2027
496	MGS International Uganda Limited t/a MOGAS - Kalagi	1138-005	1-Jun-2027
497	MGS International Uganda Limited t/a MOGAS - Kaliro	1138-006	1-Jun-2027
498	MGS International Uganda Limited t/a MOGAS - Kinawataka	1138-007	1-Jun-2027
499	MGS International Uganda Limited t/a MOGAS - Kireka	1138-008	1-Jun-2027
500	MGS International Uganda Limited t/a MOGAS - Kiwanga	1138-009	1-Jun-2027
501	MGS International Uganda Limited t/a MOGAS - Masaka	1138-010	1-Jun-2027
502	MGS International Uganda Limited t/a MOGAS - Mbale	1138-011	1-Jun-2027
503	MGS International Uganda Limited t/a MOGAS - Ntungamo	1138-012	1-Jun-2027
504	MGS International Uganda Limited t/a MOGAS - Rushere	1138-013	1-Jun-2027
505	MGS International Uganda Limited t/a MOGAS - Mubende	1138-014	1-Jun-2027
506	MGS International Uganda Limited t/a MOGAS - Kajansi	1138-015	1-Jun-2027
507	MGS International Uganda Limited t/a MOGAS - Kiwatule	1138-016	1-Jun-2027
508	MGS International Uganda Limited t/a MOGAS - Lubowa	1138-017	1-Jun-2027
509	MGS International Uganda Limited t/a MOGAS - Salama	1138-018	1-Jun-2027
510	MGS International Uganda Limited t/a MOGAS - Kitumba	1138-019	1-Jun-2027
511	MGS International Uganda Limited t/a MOGAS - Kyotera	1138-020	1-Jun-2027
512	MGS International Uganda Limited t/a MOGAS - Mpigi	1138-021	1-Jun-2027
513	MGS International Uganda Limited t/a MOGAS - Villa Rd	1138-022	1-Jun-2027
514	MGS International Uganda Limited t/a MOGAS - Bushenyi	1138-023	1-Jun-2027
515	MGS International Uganda Limited t/a MOGAS - Kyaliwajala	1138-024	1-Jun-2027
516	MGS International Uganda Limited t/a MOGAS - Naalya	0477-031	28-Jan-2024
517	MGS International Uganda Limited t/a MOGAS - Aviation Depot, Entebbe	0477-032	28-Jan-2024
518	MILCOM Service Station Ltd - KYAMPISI, MUKONO	0612-001	10-Jan-2023

No.	Company Name - Station	POL No.	Expiry Date
519	MK Fuels Limited - Kitagobwa-Kiteezi Rd, Kitagobwa, Nangabo, WAKISO	0963-001	31-Mar-2026
520	MK Fuels Limited - Kisubi, Entebbe Rd, WAKISO	0963-002	17-Jun-2026
521	MO Fuel Services - Kiteezi, WAKISO	0751-001	12-Mar-2024
522	MO Fuel Services - Kiti, Nangabo WAKISO	0751-002	2-Dec-2025
523	MOHA Trading (U) Ltd - NAKWERO, Wakiso	0570-001	6-Jul-2022
524	MOIL Uganda Limited - Malawa Village, Magola, TORORO	0516-001	23-May-2026
525	MOIL Uganda Limited - KISUBI	0516-002	7-Jun-2026
526	MOIL Uganda Limited - WANDEGEYA	0516-003	7-Jun-2026
527	MOIL Uganda Limited - BANDA	0516-004	7-Jun-2026
528	MOIL Uganda Limited - Kamonkoli, MBALE	0516-005	7-Jun-2026
529	MOIL Uganda Limited - Banda Fuel Station, Nakawa, KAMPALA	1054-001	13-Dec-2026
530	MOKA Petroleum Limited - Naluvule, WAKISO	0768-001	19-May-2024
531	MOKA Petroleum Limited - Masaka Highway, Kataba Zone, Kikondo, MPIGI	0768-002	22-Mar-2027
532	MOPETRO - Zzana, Lufuuka, Entebbe Rd, WAKISO	1057-001	20-Dec-2026
533	MOPETRO - Zana, Bunamwaya, WAKISO	1057-002	14-Feb-2027
534	DAWSON Service MOUNT MERU Petroleum (U) Ltd - MUTUKULA, Rakai	0547-006	23-Jul-2022
535	MOUNT MERU Petroleum (U) Ltd - t/a Meru Petroleum Kawanda	0660-001	3-Jun-2023
536	MOUNT MERU Petroleum (U) Ltd - t/a Meru Petroleum Makindye	0660-002	3-Jun-2023
537	MOUNT MERU Petroleum (U) Ltd - t/a Meru Petroleum MAYA, Nsangi WAKISO	0660-003	24-Jul-2023
538	MOUNT MERU Petroleum (U) Ltd - t/a Meru Petroleum ADYANGOPIRO, LIRA	0660-004	24-Jul-2023
539	MOUNT MERU Petroleum (U) Ltd - t/a Meru Petroleum PORTAL LANE, ENTEBBE	0660-005	19-Aug-2023
540	MOUNT MERU PETROLEUM - NANSANA II, WAKISO	0660-006	5-Dec-2023
541	MOUNT MERU PETROLEUM - NANSANA, WAKISO	0660-007	5-Dec-2023
542	MOUNT MERU PETROLEUM - NDEEBA	0660-008	24-Feb-2024
543	MOUNT MERU PETROLEUM - KYENGERA	0660-009	26-Feb-2024
544	MOUNT MERU PETROLEUM - Rushere TC, KIRUHURA	0660-010	16-Jul-2024
545	MOUNT MERU PETROLEUM - Plot 97 Block 186 MUKONO	0660-011	8-Nov-2025
546	MOUNT MERU PETROLEUM - Kikwite, Buhikya, HOIMA	0660-012	27-Mar-2027
547	MOUNT MERU PETROLEUM - Nabuwambo North Vill., Dabani, BUSIA	0660-013	3-Apr-2027
548	MOUNT MERU PETROLEUM - Makenke Cell, Kakiika, MBARARA	0660-014	10-Jul-2027
549	MOUNT MERU PETROLEUM - Kyabukuju Cell, Katojo, Rubaare, NTUNGAMO	0660-015	12-Jul-2027
550	MOUNT MERU PETROLEUM - Mutukula, RAKAI	0660-016	12-Jul-2027
551	MOUNT MERU PETROLEUM - Cell 8, Southern Division, NTUNGAMO	0660-017	20-Jul-2027
552	MOUNT MERU PETROLEUM - Kasese Rd, Ishaka, BUSHENYI	0660-018	10-Aug-2027
553	MOUNT MERU PETROLEUM - Iganga Rd, Namalenha -Budunduli, Busowa TC, BUGIRI	0660-019	7-Sep-2027
554	MPORORO Oils Station Ltd - Cell 1, Park Ward, NTUNGAMO	1012-001	12-Aug-2026
555	MOVERS Enterprise - NAMUSERA, WAKISO	0610-001	19-Dec-2022
556	MOVERS Enterprise - KIKONDA, KYANKWANZI	0610-002	19-Dec-2022
557	MOVERS Enterprise - Kawaawa Cell, Lwamata TC, KIBOGA	0610-003	18-Jan-2026
558	MUGI & FAMILY OILS - Ntungamo Rd, Nyamukana Cell, Nyamukana TC, NTUNGAMO	1141-001	27-Jun-2027

No.	Company Name - Station	POL No.	Expiry Date
559	MUHEBWA Enterprises Limited - Mashonga, Kyamuhunga, BUSHENYI	0720-001	25-Nov-2023
560	MUHEBWA Enterprises Limited - Butare, Mashonga TC, Kyamuhunga, BUSHENYI	0720-002	14-Feb-2027
561	MUKAMA MULUNGI Fuel Station Limited - MM Busula B, Musaaale, Katikamu LUWERO	0933-001	13-Dec-2025
562	MUNTAZ Oil Limited - Nansana Town Council, WAKISO	0800-001	9-Oct-2024
563	MUNTAZ Oil Limited - Nansana Town Council, WAKISO	0800-002	20-Dec-2025
564	MUZINDUKI Trading Company Limited - Kyegegwa Town Council, KYEGEGWA	0928-001	10-Dec-2025
565	NASIB Petroleum (U) Ltd - Industry Zone LCI, Lwengo TC, LWENGO	1185-001	17-Jul-2027
566	NESTA Petroleum (U) Ltd - Anaka, NWOYA	0703-001	25-Sep-2023
567	NESTA Petroleum (U) Ltd - Lusaze, Lubaga, KAMPALA	0703-002	23-Oct-2023
568	NESTA Petroleum (U) Ltd - Kasubi, Kawala, KAMPALA	0703-003	31-Oct-2024
569	NESTA Petroleum (U) Ltd - Kiweesa, Buloba, WAKISO	0703-004	12-Feb-2025
570	NESTA Petroleum (U) Ltd - Matuga Kakeeka Rd, Busikiri Cell, Nansana, WAKISO	0703-005	31-Jan-2026
571	NESTA Petroleum (U) Ltd - Tororo Rd, Kiga Cell, Bukasakya, Bugema TC, MBALE	0703-006	31-Jan-2026
572	NESTA Petroleum (U) Ltd - Sentema Rd, Lubya Kinoonya Vill, Rubaga Div., KAMPALA	0703-007	31-Jan-2026
573	NET GAS Energy (U) Limited - BUSAJJA BWANKUBA	0599-001	21-Nov-2022
574	NET GAS Energy (U) Limited - Bazaar Cell, MOROTO	0599-002	31-Oct-2024
575	NET GAS Energy (U) Limited - Mpirigisa, Maya, Nsangi WAKISO	0599-003	6-Feb-2025
576	NEX Energy Uganda Limited - Naluvule, WAKISO	0750-001	4-Mar-2024
577	NEXUS Petroleum Ltd - Nkaatu Main Village, Kigulu County, IGANGA	1087-001	14-Mar-2027
578	NDESE Filling Station Limited - Ndese, MUKONO	0681-001	6-Aug-2023
579	NDUSA Oil Ltd - LUKULI	0613-001	6-Feb-2023
580	NICE Energy (U) SMC - Limited - Katooke B, Nabweru, WAKISO	1197-001	28-Jul-2027
581	HOME OIL NILE Energy Limited - Igara, Nyakatoma ISHAKA	0541-001	29-Mar-2022
582	NILE Energy Limited t/a GAZ - NABBINGO	0519-021	3-Sep-2023
583	NILE Energy Limited t/a GAZ - IBANDA	0519-022	3-Sep-2023
584	NILE Energy Limited t/a GAZ - LIRA	0519-023	3-Sep-2023
585	NILE Energy Limited t/a GAZ - NAKAIBA, MASAKA	0519-024	3-Sep-2023
586	NILE Energy Limited t/a GAZ - SOROTI	0519-025	3-Sep-2023
587	NILE Energy Limited t/a GAZ - GULU	0519-026	3-Sep-2023
588	NILE Energy Limited t/a GAZ - JINJA	0519-027	3-Sep-2023
589	NILE Energy Limited t/a GAZ - NYENDO, MUKUNGWE, MASAKA	0519-028	3-Sep-2023
590	NILE Energy Limited t/a GAZ - BUGOBA, MUKONO	0519-029	20-Jan-2024
591	NILE Energy Limited t/a GAZ - MAGURU, FORT PORTAL	0519-030	11-Jun-2024
592	NILE Energy Limited t/a GAZ - Kasambya LC1, KYOTERA TC, RAKAI	0519-031	8-Dec-2024
593	NILE Energy Limited t/a GAZ - Kayirikiti, NYENDO, MASAKA	0519-032	12-Oct-2025
594	NILE Energy Limited t/a GAZ - Kimaanya, KYABAKUZA, MASAKA	0519-033	12-Oct-2025
595	NILE Energy Limited t/a GAZ - Katooke Rd, Nabweru, Nansana WAKISO	0519-034	11-Feb-2026
596	NILE Energy Limited t/a GAZ - Tororo Municipality, TORORO	0519-035	31-Mar-2026
597	NILE Energy Limited t/a GAZ - Kisansi-Ntinda Rd, Kasana Village, Nakawa KAMPALA	0519-036	31-Mar-2026
598	NILE Energy Limited t/a GAZ - Bendegere, Nkumba, Katabi WAKISO	0519-037	31-Mar-2026

No.	Company Name - Station	POL No.	Expiry Date
599	NILE Energy Limited t/a GAZ - Nkumba, Katabi, WAKISO	0519-038	22-Apr-2026
600	NILE Energy Limited t/a GAZ - Namawojolo, MUKONO	1060-001	13-Jan-2027
601	NILE Energy Limited t/a GAZ - MBALE	1060-002	7-Feb-2027
602	NILE Energy Limited t/a GAZ - MBARARA 1	1060-003	7-Feb-2027
603	NILE Energy Limited t/a GAZ - MBARARA 2	1060-004	7-Feb-2027
604	NILE Energy Limited t/a GAZ - MASAKA 1	1060-005	7-Feb-2027
605	NILE Energy Limited t/a GAZ - ISHAKA	1060-006	7-Feb-2027
606	NILE Energy Limited t/a GAZ - MUBENDE	1060-007	7-Feb-2027
607	NILE Energy Limited t/a GAZ - KASESE	1060-008	7-Feb-2027
608	NILE Energy Limited t/a GAZ - MATUGA	1060-009	7-Feb-2027
609	NILE Energy Limited t/a GAZ - KAJJANSI	1060-010	7-Feb-2027
610	NILE Energy Limited t/a GAZ - KALISIZO	1060-011	7-Feb-2027
611	NILE Energy Limited t/a GAZ - SILVER SPRINGS	1060-012	7-Feb-2027
612	NILE Energy Limited t/a GAZ - MUNYONYO	1060-013	7-Feb-2027
613	NILE Energy Limited t/a GAZ - KISASI	1060-014	7-Feb-2027
614	NILE Energy Limited t/a GAZ - KANYANYA	1060-015	7-Feb-2027
615	NILE Energy Limited t/a GAZ - RUBAGA	1060-016	7-Feb-2027
616	NILE Energy Limited t/a GAZ - BUJJUKO	1060-017	7-Feb-2027
617	NILE Energy Limited t/a GAZ - MITYANA	1060-018	7-Feb-2027
618	NILE Energy Limited t/a GAZ - MASINDI	1060-019	7-Feb-2027
619	NILE Energy Limited t/a GAZ - NAMAYINGO	1060-020	7-Feb-2027
620	NILE Energy Limited t/a GAZ - Lukaya TC, AGIP Cell, KALUNGU	1060-021	9-Feb-2027
621	NILE Energy Limited t/a GAZ - Salaama Rd, Makindye, KAMPALA	1060-022	9-Feb-2027
622	NILE Energy Limited t/a GAZ - Sentema Rd, Nankuwadde, WAKISO	1060-023	21-Aug-2027
623	NILE Energy Limited t/a GAZ - Kalagala, Kikutuzi, Nkozi, MPIGI	1060-024	21-Aug-2027
624	NILE Energy Limited t/a GAZ - Junction Tirinyi Rd, Central LC1, Nakalama TC, IGANGA	1060-025	31-Aug-2027
625	NILE Energy Limited t/a GAZ - Lukuli Ward, Makindye, KAMPALA	1060-026	31-Aug-2027
626	NJERU ASA Service Station - Plot 8, OWEN LANE-Njeru, BUIKWE	0558-002	17-Jul-2023
627	NOLVIN Traders - Sekiwunga Road, Kajjansi, WAKISO	0979-001	26-Apr-2026
628	Northern Energy Company Limited	0538	9-Mar-2022
629	NTAMARA Fuel Service Station - Buseruka Cell, Nyakabingo, HOIMA	1079-001	17-Feb-2027
630	NYALKARAN Enterprise Uganda Limited - Tororo Rd, Osia, Rubongi, TORORO	1129-001	30-May-2027
631	OCAM Petroleum (U) Ltd - Abermunyo, Amoru, Otuboi, KABERAMAIDO	0952-001	16-Mar-2026
632	ODU K-M Logistics & Investmets (U) Ltd - Nabweru Rd, Bwaise, KAMPALA	1157-001	3-Jul-2027
633	OIL COM - LUBIRI	1098-001	23-Jan-2027
634	OIL COM - NANSANA	1098-002	23-Jan-2027
635	OIL COM - NAMANVE	1098-003	23-Jan-2027
636	OIL COM - NSANGI	1098-004	23-Jan-2027
637	OIL COM - NATEETE	1098-005	23-Jan-2027
638	OIL COM - MAGANJO	1098-006	23-Jan-2027

No.	Company Name - Station	POL No.	Expiry Date
639	OIL COM - DOKO	1098-007	23-Jan-2027
640	OIL COM - SANGA	1098-008	23-Jan-2027
641	OIL COM - EQUATOR	1098-009	10-Feb-2027
642	OIL COM - MUKONO	1098-010	10-Feb-2027
643	OIL COM - GAYAZA	1098-011	10-Feb-2027
644	OIL COM - MAKERERE	1098-012	10-Feb-2027
645	OIL COM - KUMI	1098-013	10-Feb-2027
646	OIL COM - IBANDA	1098-014	10-Feb-2027
647	OIL COM - JINJA	1098-015	10-Feb-2027
648	OIL COM Sentema Rd, Bbira WAKISO	0517-016	6-Dec-2025
649	OIL Energygy (U) Limited - Kasana, LUWERO	0747-001	12-Feb-2024
650	OIL Energygy (U) Limited - Abirich, ARUA	0747-002	12-Feb-2024
651	OIL Energygy (U) Limited - Sir Samuel Baker Road, GULU	0747-003	12-Feb-2024
652	OIL Energygy (U) Limited - Te-Got, LIRA	0747-004	12-Feb-2024
653	OIL Energygy (U) Limited - Layibi, GULU	0747-005	12-Feb-2024
654	OIL Energygy (U) Limited - KIRYANDONGO	0747-006	12-Feb-2024
655	OIL Energygy (U) Limited - HOIMA	0747-007	12-Feb-2024
656	OIL Energygy (U) Limited - MASINDI	0747-008	12-Feb-2024
657	OIL Energygy (U) Limited - Buga, Kamdini Township, OYAM	0747-009	12-Feb-2024
658	OIL Energygy (U) Limited - Juba Road, LIRA	0747-010	11-Mar-2024
659	OIL Energygy (U) Limited - Moroto Road, SOROTI	0747-011	11-Mar-2024
660	OIL Energygy (U) Limited - Ireda, CHAMBA	0747-012	2-Apr-2024
661	OIL Energygy (U) Limited - Soroti Municipality, SOROTI	0747-013	2-Apr-2024
662	OIL Energygy (U) Limited - Amolatar, AMOLATAR	0747-014	2-Apr-2024
663	OIL Energygy (U) Limited - Alica, OYAM	0747-015	15-May-2024
664	OIL Energygy (U) Limited - Kawanda, KAMPALA	0747-016	18-Jun-2024
665	OIL Energygy (U) Limited - Kafunda Zone, NANSANA Municipal Council	0747-017	18-Jun-2024
666	OIL Energygy (U) Limited - Onjuku Lower, NEBBI	0747-018	25-Nov-2024
667	OIL Energygy (U) Limited - Mbale-Soroti Rd, Namigalo Zone, MBALE	0747-019	18-Jun-2024
668	OIL Energygy (U) Limited - Ogwangguzi Rd, LIRA	0747-020	25-Nov-2024
669	OIL Energygy (U) Limited - Katwe, Butego MASAKA	0747-021	16-Feb-2026
670	OIL Energygy (U) Limited - Awich Rd, KITGUM	0747-022	22-Aug-2026
671	OIL Energygy (U) Limited - Kasangati, Namugongo Rd, Kira, WAKISO	0747-023	22-Aug-2026
672	OIL Energygy (U) Limited - Mityana Rd, Busimbi, MITYANA	0747-024	22-Aug-2026
673	OIL Energygy (U) Limited - Tororo Rd, Nashikhaso, Bungokho, MBALE	0747-025	22-Aug-2026
674	OIL Energygy (U) Limited - Railway Quarters, LIRA	0747-026	30-Jan-2027
675	OIL Energygy (U) Limited - Kasekende Zone, MUBENDE	0747-027	30-Jan-2027
676	OIL Energygy (U) Limited - Majanji Rd, Mundaa "B" Vill., Dabani, BUSIA	0747-028	30-Jan-2027
677	OIL GEN Gas (U) Ltd - Kyampisi, MUKONO	0816-001	14-Nov-2024
678	OIL GEN Gas (U) Ltd - Watuba Zone, Kasangati TC, WAKISO	0816-002	3-Aug-2026

No.	Company Name - Station	POL No.	Expiry Date
679	OILWELL Petrol Station - Bison, Nagongera, TORORO	0446-001	11-Oct-2023
680	OILWELL Petrol Station - Akabway Ward, Tororo Municipality, TORORO	0446-002	20-Oct-2025
681	AINUSHAMSI LIBYA Oil OLA Energy Uganda Ltd t/a Oilibya -KAGOMA	0569-002	2-Jul-2022
682	AINUSHAMSI LIBYA Oil OLA Energy Uganda Ltd t/a Oilibya - NAMUGONGO	0569-004	2-Jul-2022
683	AINUSHAMSI LIBYA Oil OLA Energy Uganda Ltd t/a Oilibya - SEETA	0569-005	2-Jul-2022
684	BANODA LIBYA Oil OLA Energy Uganda Ltd t/a Oilibya - MAGANJO	0629-001	26-Feb-2023
685	BANODA LIBYA Oil OLA Energy Uganda Ltd t/a Oilibya - NANSANA	0629-002	26-Feb-2023
686	BANODA LIBYA Oil OLA Energy Uganda Ltd t/a Oilibya - BULENGA	0629-003	26-Feb-2023
687	BANODA LIBYA Oil OLA Energy Uganda Ltd t/a Oilibya - KITEMU	0629-004	26-Feb-2023
688	BANODA LIBYA Oil OLA Energy Uganda Ltd t/a Oilibya - MATUGGA	0629-005	26-Feb-2023
689	BANODA LIBYA Oil OLA Energy Uganda Ltd t/a Oilibya - NAGGALAMA	0629-006	26-Feb-2023
690	BANODA LIBYA Oil OLA Energy Uganda Ltd t/a Oilibya - LUKAYA	0629-007	26-Feb-2023
691	CUBIC Energy LIBYA OIL OLA Energy Uganda Limited - OILIBYA Kyentume, Nangabo, WAKISO	0717-001	7-Nov-2023
692	LIBYA Oil OLA Energy Uganda Ltd t/a Oilibya - Mbale Service Station	0471-001	17-Jul-2021
693	LIBYA Oil OLA Energy Uganda Ltd t/a Oilibya - Wakaliga Service Station	0471-002	17-Jul-2021
694	LIBYA Oil OLA Energy Uganda Ltd t/a Oilibya - Masaka Service Station	0471-004	17-Jul-2021
695	LIBYA Oil OLA Energy Uganda Ltd t/a Oilibya - Kagadi Service Station	0471-005	17-Jul-2021
696	LIBYA Oil OLA Energy Uganda Ltd t/a Oilibya - Nyamurunda Service Station	0471-006	17-Jul-2021
697	LIBYA Oil OLA Energy Uganda Ltd t/a Oilibya - Karuguza Service Station	0471-007	17-Jul-2021
698	LIBYA Oil OLA Energy Uganda Ltd t/a Oilibya - Kakumiro Service Station	0471-008	17-Jul-2021
699	LIBYA Oil OLA Energy Uganda Ltd t/a Oilibya - China Railway No. Engineering Group	0471-010	17-Jul-2021
700	LIBYA Oil OLA Energy Uganda Ltd t/a Oilibya - Zhongmei-Ntungamo	0471-011	17-Jul-2021
701	LIBYA Oil OLA Energy Uganda Ltd t/a Oilibya - Zhongmei Engineering Group-Gulu	0471-012	17-Jul-2021
702	OLA Energy Uganda Limited - Ndifakulya, BUGIRI	0971-001	12-Apr-2026
703	OLA Energy Uganda Ltd t/a Oilibya - OLA Mityana Service Station	0971-002	27-Jun-2027
704	OLA Energy Uganda Ltd t/a Oilibya - OLA Kazinga Service Station	0971-003	27-Jun-2027
705	OLYMPIC Petroleum (U) Limited - Kyengera, WAKISO	0718-001	11-Nov-2023
706	OLYMPIC Petroleum (U) Limited - Namakwekwe, MBALE	0718-002	23-Oct-2024
707	OLYMPIC Petroleum (U) Limited - Senior Quarters Cell, Hospital Ward, PALISA	0718-003	22-Nov-2025
708	OLYMPIC Petroleum (U) Limited - Muyembe Cell, MBALE	0718-004	22-Nov-2025
709	OMAIMA Petroleum (U) Ltd - GODWIN Road, Arua	0566-001	2-Jul-2022
710	OPEL Oils (U) Ltd - Kampala Masaka Rd, Kyengera B, WAKISO	1136-001	1-Jun-2027
711	HORSE POWER ORYX Energies (U) Ltd - Bukesa, Hoima Rd KAMPALA	0705-002	9-Oct-2023
712	ORYX ENERGIESUGANDA LIMITED - NAALYA	1074-001	31-Jan-2027
713	ORYX ENERGIES UGANDA LIMITED - KIWATULE	1074-002	31-Jan-2027
714	ORYX ENERGIES UGANDA LIMITED - BUKOTO	1074-003	31-Jan-2027
715	ORYX ENERGIES UGANDA LIMITED - LUZIRA	1074-004	31-Jan-2027
716	ORYX ENERGIES UGANDA LIMITED - KAZINGA	1074-005	31-Jan-2027
717	ORYX ENERGIES UGANDA LIMITED - BUNGA	1074-006	31-Jan-2027
718	ORYX ENERGIES UGANDA LIMITED - SIR APOLLO	1074-007	31-Jan-2027

No.	Company Name - Station	POL No.	Expiry Date
719	ORYX ENERGIES UGANDA LIMITED - MABIRA	1074-008	31-Jan-2027
720	ORYX ENERGIES UGANDA LIMITED - LUGOGO	1074-009	30-Mar-2027
721	PAPS Oil (U) Limited - Okaliba Village, Onduparaka Trading Centre, ARUA	0487	9-Aug-2021
722	PAPS Oil (U) Limited - Pakwach Road, ARUA	0753-001	13-Mar-2024
723	PECAMEGA Company Limited - Nyamitanga Cell, MBARARA	1019-001	22-Aug-2026
724	PETIBAR Enterprises Limited - Namataba Cell, Kirinya Ward, Kira TC, WAKISO	0974-001	22-Apr-2026
725	PETRO BUNIA Uganda SMC Limited - Lower Kauga, Ntawo, MUKONO	0776-001	18-Jun-2024
726	PETRO Uganda Limited - BOMBO	1187-001	26-Jul-2027
727	PETRO Uganda Limited - MACKAY	1187-002	26-Jul-2027
728	PETRO Uganda Limited - LYANTONDE 1	1187-003	26-Jul-2027
729	PETRO Uganda Limited - LYANTONDE 2	1187-004	26-Jul-2027
730	PETRO Uganda Limited - LUWERO	1187-005	26-Jul-2027
731	PETRO Uganda Limited - KITANTE	1187-006	26-Jul-2027
732	PETRO Uganda Limited - KIHIFI	1187-007	26-Jul-2027
733	PETRO Uganda Limited - KAZO	1187-008	26-Jul-2027
734	PETRO Uganda Limited - NYENDO	1187-009	26-Jul-2027
735	PETRO Uganda Limited - NYANAMA	1187-010	26-Jul-2027
736	PETRO Uganda Limited - MASINDI	1187-011	26-Jul-2027
737	PETRO Uganda Limited - MBARARA	1187-012	26-Jul-2027
738	PETRO Uganda Limited - MBIRIZI	1187-013	26-Jul-2027
739	PETRO Uganda Limited - MUBENDE	1187-014	26-Jul-2027
740	PETRO Uganda Limited - NAMUNSI	1187-015	26-Jul-2027
741	PETRO Uganda Limited - NYAKIBALE	1187-016	26-Jul-2027
742	PETRO Uganda Limited - MARTIN	1187-017	26-Jul-2027
743	PETRO Uganda Limited - BANDA	1187-018	26-Jul-2027
744	PETRO Uganda Limited - WAKISO	1187-019	26-Jul-2027
745	PETRO Uganda Limited - RWENTUHA	1187-020	26-Jul-2027
746	PETRO Uganda Limited - RWASHAMEIRE	1187-021	26-Jul-2027
747	PETRO Uganda Limited - RUSHERE	1187-022	26-Jul-2027
748	PETRO Uganda Limited - RUKUNGIRI	1187-023	26-Jul-2027
749	PETRO Uganda Limited - OLD PORTBELL	1187-024	26-Jul-2027
750	PETRO Uganda Limited - KIGUMBA	1187-025	26-Jul-2027
751	PETRO Uganda Limited - LWEZA, SSABAGABO	1187-026	26-Jul-2027
752	PETRO Uganda Limited - Nakaloke Nandala Zone, Rock Ward, MBALE	1187-027	26-Jul-2027
753	PETRO Uganda Limited - KASAMBYA	1187-028	6-Sep-2027
754	PETRO Uganda Limited - KIBIBI	1187-029	6-Sep-2027
755	PETRO Uganda Limited - RAKAI	1187-030	6-Sep-2027
756	PETRO Uganda Limited - WOBULENZI	1187-031	6-Sep-2027
757	PETRO Uganda Limited - JINJA Taxi Park	1187-032	6-Sep-2027
758	PETRO Uganda Limited - KAKIRI	1187-033	6-Sep-2027

No.	Company Name - Station	POL No.	Expiry Date
759	PETRO Uganda Limited - Chepsikuroy, KAPCHORWA	1187-034	6-Sep-2027
760	PETROCITY Enterprises (U) Limited - KASUBI	0577-001	13-Aug-2022
761	PETROCITY Enterprises (U) Limited - MAKINDYE	0577-002	13-Aug-2022
762	PETROCITY Enterprises (U) Limited - NALUKOLONGO	0577-003	13-Aug-2022
763	PETROCITY Enterprises (U) Limited - KIBUYE	0577-004	13-Aug-2022
764	PETROCITY Enterprises (U) Limited - BUNGA	0577-005	13-Aug-2022
765	PETROCITY Enterprises (U) Limited - KITINTALE	0577-006	13-Aug-2022
766	PETROCITY Enterprises (U) Limited - NTINDA	0577-007	13-Aug-2022
767	PETROCITY Enterprises (U) Limited - NALYA	0577-008	13-Aug-2022
768	PETROCITY Enterprises (U) Limited - NTINDA 11	0577-009	13-Aug-2022
769	PETROCITY Enterprises (U) Limited - KISUBI	0577-010	13-Aug-2022
770	PETROCITY Enterprises (U) Limited - BUSEGA	0577-011	13-Aug-2022
771	PETROCITY Enterprises (U) Limited - WAKALIGA	0577-012	13-Aug-2022
772	PETROCITY Enterprises (U) Limited - KIGUNGU	0577-013	13-Aug-2022
773	PETROCITY Enterprises (U) Limited - LYANTONDE	0577-014	13-Aug-2022
774	PETROCITY Enterprises (U) Limited - MITYANA	0577-015	13-Aug-2022
775	PETROCITY Enterprises (U) Limited - NYENDO	0577-016	13-Aug-2022
776	PETROCITY Enterprises (U) Limited - NAMASUBA	0577-017	13-Aug-2022
777	PETROCITY Enterprises (U) Limited - RUBINDI	0577-018	13-Aug-2022
778	PETROCITY Enterprises (U) Limited - GULU	0577-019	13-Aug-2022
779	PETROCITY Enterprises (U) Limited - FORT PORTAL	0577-020	13-Aug-2022
780	PETROCITY Enterprises (U) Limited - BWIZIBWERA	0577-021	13-Aug-2022
781	PETROCITY Enterprises (U) Limited - KASANA	0577-022	13-Aug-2022
782	PETROCITY Enterprises (U) Limited - SOROTI	0577-023	13-Aug-2022
783	PETROCITY Enterprises (U) Limited - KYABAKUZA	0577-024	13-Aug-2022
784	PETROCITY Enterprises (U) Limited - MASAKA TAXI	0577-025	13-Aug-2022
785	PETROCITY Enterprises (U) Limited - NKONI	0577-026	13-Aug-2022
786	PETROCITY Enterprises (U) Limited - LUKAYA	0577-027	13-Aug-2022
787	PETROCITY Enterprises (U) Limited - KYOTERA	0577-028	13-Aug-2022
788	PETROCITY Enterprises (U) Limited - KYEGEGWA	0577-029	13-Aug-2022
789	PETROCITY Enterprises (U) Limited - KITGUM	0577-030	13-Aug-2022
790	PETROCITY Enterprises (U) Limited - KIGANDA	0577-031	13-Aug-2022
791	PETROCITY Enterprises (U) Limited - NYAKABIRIZI	0577-032	13-Aug-2022
792	PETROCITY Enterprises (U) Limited - NEW MAGAMAGA	0577-033	13-Aug-2022
793	PETROCITY Enterprises (U) Limited - NAMAWOJOLO	0577-034	13-Aug-2022
794	PETROCITY Enterprises (U) Limited - MUKONO	0577-035	13-Aug-2022
795	PETROCITY Enterprises (U) Limited - ISHANYU	0577-036	13-Aug-2022
796	PETROCITY Enterprises (U) Limited - MUBENDE	0577-037	13-Aug-2022
797	PETROCITY Enterprises (U) Limited - NATEETE	0577-038	13-Aug-2022
798	PETROCITY Enterprises (U) Limited - KITORO	0577-039	13-Aug-2022

No.	Company Name - Station	POL No.	Expiry Date
799	PETROCITY Enterprises (U) Limited - KYENGERA	0577-040	13-Aug-2022
800	PETROCITY Enterprises (U) Limited - NAMUWONGO	0577-041	13-Aug-2022
801	PETROCITY Enterprises (U) Limited - LUWERO	0577-042	13-Aug-2022
802	PETROCITY Enterprises (U) Limited - KASESE	0577-043	13-Aug-2022
803	PETROCITY Enterprises (U) Limited - KIBOGA	0577-044	13-Aug-2022
804	PETROCITY Enterprises (U) Limited - KABWOHE	0577-045	13-Aug-2022
805	PETROCITY Enterprises (U) Limited - IBANDA	0577-046	13-Aug-2022
806	PETROCITY Enterprises (U) Limited - RWIZI	0577-047	13-Aug-2022
807	PETROCITY Enterprises (U) Limited - MBARARA	0577-048	13-Aug-2022
808	PETROCITY Enterprises (U) Limited - BIHARWE	0577-049	13-Aug-2022
809	PETROCITY Enterprises (U) Limited - KITUBULU, KATABI	0577-050	29-Jan-2023
810	PETROCITY Enterprises (U) Limited - KATOSI	0577-051	12-Apr-2023
811	PETROCITY Enterprises (U) Limited - KIYINDI	0577-052	13-Nov-2023
812	PETROCITY Enterprises (U) Limited - BUKEDEA	0577-053	13-Nov-2023
813	PETROCITY Enterprises (U) Limited - BUKAKATA	0577-054	13-Nov-2023
814	PETROCITY Enterprises (U) Limited - Misindye, MUKONO MUNICIPALITY	0577-055	22-Mar-2025
815	PETROCITY Enterprises (U) Limited - Luteete, Kasangati TC, WAKISO	0577-056	31-Mar-2026
816	PIIONEER Petroleum (U) Ltd. - Lira Rd, Pageya, Koro, OMORO	1030-001	23-Sep-2026
817	POP Oils (U) Limited - Buloba, WAKISO	0673-001	4-Jul-2023
818	POP Oils (U) Limited - Ruhama, NTUNGAMO	0673-002	9-Jan-2025
819	POP Oils (U) Limited - Bibia, Kilak, AMURU	0673-003	23-Apr-2025
820	POSH Petroleum Limited - Mbogo Road, Kira-Mukuto Gumu Village, WAKISO	0983-001	23-May-2026
821	POWER OILS Fuel Station - Buwaate, Kira WAKISO	0870-001	22-Sep-2025
822	PRAKASH Petroleum - IGANGA ROAD, Jinja	0597-001	12-Nov-2022
823	PRIME Petroleum Company Limited - KYANJA	0616-001	8-Feb-2023
824	PRIME Petroleum Company Limited - KIIRA	0616-002	8-Feb-2023
825	PRIME Petroleum Company Limited - NAKASAJA	0616-003	8-Feb-2023
826	PRIME Petroleum Company Limited - GAYAZA	0616-004	8-Feb-2023
827	PROMPET Energy Limited - Naluvule, WAKISO	0785-001	14-Jul-2024
828	RALA Petro Station - Nabweru, Nansana WAKISO	0930-001	10-Dec-2025
829	RAMCO International (U) Ltd - Lwadda Cell, Kiwaga, Goma, MUKONO	0977-001	28-Mar-2026
830	REGNOL Oil Limited - Busega, KAMPALA	0779-001	30-Jul-2024
831	REGNOL Oil Limited - Sseguku, ENTEBBE HIGHWAY	0779-002	30-Jul-2024
832	REGNOL Oil Limited - Kitala Cell, Katabi TC, WAKISO	0779-003	17-Jun-2026
833	REK Supplies Uganda Limited - BUSABALA Road	0540-001	29-Mar-2022
834	REK Supplies Uganda Limited - BUNAMWAYA	0540-002	29-Mar-2022
835	REK Supplies Uganda Limited - NDEJJE	0540-003	29-Mar-2022
836	RETTA Solutions (U) Limited - Musita Majinja Rd, Madibira A Vill., BUSIA	1020-001	23-Aug-2026
837	RHINO OIL Uganda Limited - Bazaar East, LIRA	0808-001	23-Oct-2024
838	RINNIE & SHAM (U) Ltd - Ndese, Kakakala Bamusuta, Mabaale, MUKONO	0498	10-Oct-2021

No.	Company Name - Station	POL No.	Expiry Date
839	ROCK Global (U) Limited - ADJUMANI	0611-001	19-Dec-2022
840	ROCK Global (U) Limited - BWEYALE	0611-002	19-Dec-2022
841	ROCK Global (U) Limited - NEBBI, POROMBO	0611-003	19-Dec-2022
842	ROCK Global (U) Limited - MOYO TC	0611-004	19-Dec-2022
843	ROCK Global (U) Limited - LIRA	0611-005	19-Dec-2022
844	ROCK Global (U) Limited - GULU	0611-006	19-Dec-2022
845	ROCK Global (U) Limited - BWEYALE	0611-007	24-Jul-2024
846	ROCK Global (U) Limited - NEBBI, POROMBO	0611-008	24-Jul-2024
847	ROCK Global (U) Limited - MOYO TC	0611-009	24-Jul-2024
848	ROCK Global (U) Limited - LIRA	0611-010	24-Jul-2024
849	ROCK Global (U) Limited - GULU	0611-011	24-Jul-2024
850	ROCK Global (U) Limited - Airfiel, ARUA	0611-012	8-Dec-2024
851	ROCK Global (U) Limited - Dei, PANYIMUR	0611-013	8-Dec-2024
852	ROCK Global (U) Limited - KAMDINI	0611-014	12-Jan-2025
853	ROCK Global (U) Limited - Lorro Ora, ZOMBO	0611-015	22-Sep-2025
854	ROCK Global (U) Limited - Folio 12 Mission Village, ZOMBO	0611-016	22-Sep-2025
855	ROCK Global (U) Limited - PADER	0611-017	24-Jul-2027
856	ROCK Global (U) Limited - Pawatomero, Purongo, NWOYA	0611-018	24-Jul-2027
857	ROCK Global (U) Limited - Maganjo A Vill., Nabweru, WAKISO	0611-019	24-Jul-2027
858	ROKOIL Energy Limited - Asinget Vill., Kayoro, Osukuru, TORORO	1038-001	29-Sep-2026
859	ROWINA International Ltd - Kakuto Rd, Ssanje Katwe Vill, Kabano, KYOTERA	1015-001	22-Aug-2026
860	ROYAL OILS Service Station Limited - KYENJOJO	0653-001	10-May-2023
861	RS Filling Station Ltd - Kalamba Vill., Kiganda, MUBENDE	1089-001	14-Mar-2027
862	RS Filling Station Ltd - Nabingoola LC1, MUBENDE	1089-002	14-Mar-2027
863	RUBARE Service Station - RUBARE	0621-001	13-Feb-2023
864	DELTA KOBIL RUBIS Energy Uganda Limited - Kyengera	0504-001	10-Oct-2021
865	DELTA KOBIL RUBIS Energy Uganda Limited - Kisenyi	0504-002	10-Oct-2021
866	DELTA KOBIL RUBIS Energy Uganda Limited - Nakulabye	0504-003	10-Oct-2021
867	DELTA KOBIL RUBIS Energy Uganda Limited - Nabweru	0504-004	10-Oct-2021
868	DELTA KOBIL RUBIS Energy Uganda Limited - Gayaza Road	0504-005	10-Oct-2021
869	DELTA KOBIL RUBIS Energy Uganda Limited - Ntinda	0504-006	10-Oct-2021
870	DELTA KOBIL RUBIS Energy Uganda Limited - Mukono	0504-007	10-Oct-2021
871	DELTA KOBIL RUBIS Energy Uganda Limited - Jinja	0504-008	10-Oct-2021
872	DELTA KOBIL RUBIS Energy Uganda Limited - Iganga	0504-009	10-Oct-2021
873	DELTA KOBIL RUBIS Energy Uganda Limited - Buwenge	0504-010	10-Oct-2021
874	DELTA KOBIL RUBIS Energy Uganda Limited - Wobulenzi	0504-011	10-Oct-2021
875	DELTA KOBIL RUBIS Energy Uganda Limited - Gulu	0504-012	10-Oct-2021
876	DELTA KOBIL RUBIS Energy Uganda Limited - Jezza	0504-013	10-Oct-2021
877	DELTA KOBIL RUBIS Energy Uganda Limited - Mityana	0504-014	10-Oct-2021
878	DELTA KOBIL RUBIS Energy Uganda Limited - Fortportal	0504-016	10-Oct-2021

No.	Company Name - Station	POL No.	Expiry Date
879	DELTA KOBIL RUBIS Energy Uganda Limited - Kasese	0504-017	10-Oct-2021
880	DELTA KOBIL RUBIS Energy Uganda Limited - Bushenyi	0504-018	10-Oct-2021
881	DELTA KOBIL RUBIS Energy Uganda Limited - Kabale	0504-019	10-Oct-2021
882	DELTA KOBIL RUBIS Energy Uganda Limited - Mbarara	0504-020	10-Oct-2021
883	DELTA KOBIL RUBIS Energy Uganda Limited - Masaka	0504-021	10-Oct-2021
884	DELTA KOBIL RUBIS Energy Uganda Limited - Kyotera	0504-022	10-Oct-2021
885	DELTA KOBIL RUBIS Energy Uganda Limited - Buwama	0504-023	10-Oct-2021
886	KOBIL RUBIS Energy Uganda Limited - BUGOLOBI	0726-001	12-Dec-2023
887	KOBIL RUBIS Energy Uganda Limited - BOMBO RD	0726-002	12-Dec-2023
888	KOBIL RUBIS Energy Uganda Limited - KAMWOKYA	0726-003	12-Dec-2023
889	KOBIL RUBIS Energy Uganda Limited - KANSANGA	0726-004	12-Dec-2023
890	KOBIL RUBIS Energy Uganda Limited - KAWEMPE	0726-005	12-Dec-2023
891	KOBIL RUBIS Energy Uganda Limited - NAMUNSI	0726-006	12-Dec-2023
892	KOBIL RUBIS Energy Uganda Limited - JINJA	0726-007	12-Dec-2023
893	KOBIL RUBIS Energy Uganda Limited - IGANGA	0726-008	12-Dec-2023
894	KOBIL RUBIS Energy Uganda Limited - KIBUYE	0726-009	12-Dec-2023
895	KOBIL RUBIS Energy Uganda Limited - MAKERERE	0726-010	12-Dec-2023
896	KOBIL RUBIS Energy Uganda Limited - MENG0	0726-011	12-Dec-2023
897	KOBIL RUBIS Energy Uganda Limited - Kabale-Kisoro Road	0726-012	12-Dec-2023
898	KOBIL RUBIS Energy Uganda Limited - NAMIREMBE RD	0726-014	12-Dec-2023
899	KOBIL RUBIS Energy Uganda Limited - MBARARA	0726-015	12-Dec-2023
900	KOBIL RUBIS Energy Uganda Limited - MASINDI	0726-016	12-Dec-2023
901	KOBIL RUBIS Energy Uganda Limited - LUBAGA RD	0726-017	12-Dec-2023
902	KOBIL RUBIS Energy Uganda Limited - BBIRA II	0726-018	12-Dec-2023
903	KOBIL RUBIS Energy Uganda Limited - SEETA	0726-019	12-Dec-2023
904	KOBIL RUBIS Energy Uganda Limited - BUWAMA	0726-020	12-Dec-2023
905	KOBIL RUBIS Energy Uganda Limited - FORT PORTAL	0726-021	12-Dec-2023
906	KOBIL RUBIS Energy Uganda Limited - HOIMA	0726-022	12-Dec-2023
907	KOBIL RUBIS Energy Uganda Limited - KIGUMBA	0726-023	12-Dec-2023
908	KOBIL RUBIS Energy Uganda Limited - MASAKA	0726-024	12-Dec-2023
909	KOBIL RUBIS Energy KIBOGA Ssaza Service Station - Kiboga Ward, Kiboga TC Kiboga, Ssaza	0849-001	24-Mar-2025
910	RWENTOBO Oils Ltd - Kabale Rd, Rwentobo TC, NTUNGAMO	1097-001	24-Mar-2027
911	SAFARI Energy (U) Ltd - KAWANDA	0591-001	27-Sep-2022
912	SAHARA Petroleum Limited - Ngandu Zone, Gulu Ward, MUKONO	0815-003	11-Feb-2026
913	SAHARA Petroleum Limited - Maddu Ssembabule Road, Maddu A Cell, GOMBA	0815-004	23-May-2026
914	SAHARA Petroleum Limited - Maddu Road, Mumyaka Maddu TC, GOMBA	0815-005	20-Apr-2027
915	SALAMA Oil Company Limited - Namungona, Kasubi KAMPALA	0878-001	5-Oct-2025
916	SAMAN Petroleum - SMC Limited - Kamuli Town Council, KAMULI	1106-001	5-Apr-2027
917	SAVE TREE Energy Limited - Kyengeru, WAKISO	0915-001	5-Jan-2026
918	SEKA Energy Company Ltd - Bwetyaba, KAYUNGA	0829-001	18-Dec-2024

No.	Company Name - Station	POL No.	Expiry Date
919	SENA Oils (U) Limited - Kizungu LC1, Kimaanya, MASAKA	1059-001	12-Jan-2027
920	SEVEN LAKES Trading Co. Ltd - NAJEMBE, BUIKWE	0661-001	3-Jun-2023
921	SGS Kinetics (U) Limited - Jezza, Muduuma MPIGI	0814-001	4-Nov-2024
922	SHAMEXI (U) Ltd - Sserinya, Mende, WAKISO	1100-001	29-Mar-2027
923	SHARLU Lubricants Limited - Makerere Kavule, Bombo Rd, KAMPALA	0531	14-Feb-2022
924	SHIRE Petroleum Company Limited - Tororo Municipality, TORORO	0739-001	22-Jan-2024
925	SHIRE Petroleum Company Limited - "Belta" Kiyudaaya, MITYANA	0739-002	22-Jan-2024
926	SHIRE Petroleum Company Limited - Kireku, BWEYOGERERE	0739-003	29-May-2024
927	SHIRE Petroleum Company Limited - Old Bus Park Cell, Bazaar Ward, ARUA	0739-004	13-Jun-2024
928	SHIRE Petroleum Company Limited - Nansana, WAKISO	0739-005	16-Jul-2024
929	SHIRE Petroleum Company Limited - Mbale-Tororo Rd, TORORO	0739-006	18-Dec-2024
930	SHIRE Petroleum Company Limited - Starch Factory B, Adyeri Division, LIRA	0739-007	22-Dec-2024
931	SHIRE Petroleum Company Limited - Mudakori Ward, Tororo Municipality, TORORO	0739-008	5-Mar-2025
932	SHIRE Petroleum Company Limited - Namugongo-Seeta Rd, Goma, MUKONO	0739-009	16-Apr-2025
933	SHIRE Petroleum Company Limited - Kyankima, WAKISO	0739-010	28-Feb-2026
934	SKAO (U) Limited	0628	26-Feb-2023
935	MOCAS S.K.M International Investments Limited - Matanga	0477-021	20-Jul-2021
936	SKM Filling Station Limited - Kakuny D, Bukomero, KIBOGA	0919-001	22-Dec-2025
937	SKYLINE Petroleum Ltd - KISAGAZI, Kasese	0561-001	19-Jun-2022
938	SMART Oils (U) Limited - Kihemba, HOIMA	0724-001	11-Dec-2023
939	SMART Oils (U) Limited - Gombe, Kayunga WAKISO	0724-002	17-Dec-2023
940	SMART Oils (U) Limited - Kibanga, Kagandi TC, KAGADI	0724-003	1-Aug-2027
941	SOLTIC Energy (U) Ltd - Bweyale Cell, KIRYANDONGO	0837-001	8-Jan-2025
942	SOLTIC Energy (U) Ltd - Kitwanga, Kigumba TC, KIRYANDONGO	0837-002	3-Aug-2027
943	SOURCE Oils Uganda Limited - NTUNGAMO	0667-001	24-Jun-2023
944	SPEEDEX Energy (U) - SMC Ltd - Kasusu B Cell, South Division, Fort Portal, KABAROLE	1080-001	17-Feb-2027
945	S.R. Petroleum Limited - KYENGERA	0634-001	25-Mar-2023
946	S.R. Petroleum Limited - BOMBO H/W	0634-003	25-Mar-2023
947	S.R. Petroleum Limited - KYOTERA	0634-004	25-Mar-2023
948	S.R. Petroleum Limited - KYOTERA N/S	0634-005	25-Mar-2023
949	S.R. Petroleum Limited - NSANGI II	0634-006	25-Mar-2023
950	S.R. Petroleum Limited - MUKONO	0634-008	25-Mar-2023
951	S.R. Petroleum Limited - KIGOGWA	0634-009	25-Mar-2023
952	STABEX International Limited - KAFUNJO, Mbarara	0572-001	3-Aug-2022
953	STABEX International Limited - NANSANA	0572-002	3-Aug-2022
954	STABEX International Limited - BULOBA	0572-003	3-Aug-2022
955	STABEX International Limited - NSANGI	0572-004	3-Aug-2022
956	STABEX International Limited - PANYAMUR	0572-005	3-Aug-2022
957	STABEX International Limited - VURRA	0572-006	3-Aug-2022
958	STABEX International Limited - MBALE- TORORO RD	0572-007	3-Aug-2022

No.	Company Name - Station	POL No.	Expiry Date
959	STABEX International Limited - MBALE- PALIISA RD	0572-008	3-Aug-2022
960	STABEX International Limited - MBALE- SOROTI RD 1	0572-009	3-Aug-2022
961	STABEX International Limited - HOIMA 1	0572-010	3-Aug-2022
962	STABEX International Limited - HOIMA 2	0572-011	3-Aug-2022
963	STABEX International Limited - HOIMA 3	0572-012	3-Aug-2022
964	STABEX International Limited - KISORO	0572-013	3-Aug-2022
965	STABEX International Limited - PAIDHA	0572-014	3-Aug-2022
966	STABEX International Limited - MUBENDE	0572-015	3-Aug-2022
967	STABEX International Limited - IGANGA	0572-016	3-Aug-2022
968	STABEX International Limited - NABWERU	0572-017	3-Aug-2022
969	STABEX International Limited - IREDA, LIRA	0572-018	3-Aug-2022
970	STABEX International Limited - BUDAKA	0572-019	3-Aug-2022
971	STABEX International Limited - MITYANA	0572-020	3-Aug-2022
972	STABEX International Limited - NAMATABA, MUKONO	0572-021	6-Sep-2023
973	STABEX International Limited - MPUMUDDE, KIMAKI, JINJA	0572-022	6-Sep-2023
974	STABEX International Limited - KYABAKUZA	0572-023	6-Sep-2023
975	STABEX International Limited - KIBULI, KAMPALA	0572-024	18-Nov-2024
976	STABEX International Limited - Awindiri, ARUA	0572-025	8-Jul-2025
977	STABEX International Limited - Masaka Kyabakuza, MASAKA	0572-026	8-Jul-2025
978	STABEX International Limited - Mpumudde, Kimaki, JINJA	0572-027	8-Jul-2025
979	STABEX International Limited - Namataba, MUKONO	0572-028	8-Jul-2025
980	ASISI-Old STABEX International Limited - Bukwiri, Butemba KYANKWANZI	0659-001	20-May-2023
981	STABEX International Limited - Mpala Zone, Katabi WAKISO	0572-029	21-Sep-2025
982	STABEX International Limited - Nyarogalo Upper, Parwo-Parombo NEBBI	0572-030	21-Sep-2025
983	STABEX International Limited - Nansana East II B, Kitawuluzi WAKISO	0572-031	21-Sep-2025
984	STABEX International Limited - Abayita Ababiri, Kitanda-Katabi WAKISO	0572-032	21-Sep-2025
985	STABEX International Limited - Kitende B, Kajjansi TC, WAKISO	0572-033	16-Dec-2025
986	STABEX International Limited - Lower Kauga Zone, MUKONO	0572-034	16-Dec-2025
987	STABEX International Limited - Bulaga-Bbira TC, Sumbwe, WAKISO	0572-035	16-Dec-2025
988	STABEX International Limited - Kitala TC, Katabi Town Council, WAKISO	0572-036	16-Dec-2025
989	STABEX International Limited - Namasuba, Kalina Cell, Makindye MC, WAKISO	0572-037	20-Dec-2025
990	STABEX International Limited - Bukwiri Ward, Butemba TC, KYANKWANZI	0572-038	20-Dec-2025
991	STABEX International Limited - Namatala, MBALE	0572-039	20-Dec-2025
992	STABEX International Limited - Sedetuula, Katikamu, LUWERO	0572-040	20-Dec-2025
993	STABEX International Limited - Kawempe, KAMPALA	0572-041	20-Dec-2025
994	STABEX International Limited - MBALE, Soroti Rd 2	0572-042	20-Dec-2025
995	STABEX International Limited - Lugala, Lungujja KAMPALA	0572-043	11-Feb-2026
996	STABEX International Limited - Kahora, Hoima Municipality, HOIMA	0572-044	25-Feb-2026
997	STABEX International Limited - Oriyoi A Zone, Nyalakot, TORORO	0572-045	25-Feb-2026
998	STABEX International Limited - Bujaasi Cell, Maya, Kyengeru TC, WAKISO	0572-046	25-Feb-2026

No.	Company Name - Station	POL No.	Expiry Date
999	STABEX International Limited - Tirinyi Rd, Muyembe Cell, Maluku, MBALE	0572-047	25-Feb-2026
1000	STABEX International Limited - LPG Plant @ Kitabi Village, Namataba, Nakifuma, MUKONO	0572-048	25-Feb-2026
1001	STABEX International Limited - Nambozo Cell, Northern Division, MBALE	0572-049	25-Feb-2026
1002	STABEX International Limited - Along Fort Portal Road, HOIMA	0572-050	25-Feb-2026
1003	STABEX International Limited - Mutundwe, Wakulukuku Rd, Rubaga, KAMPALA	0572-051	25-Feb-2026
1004	STABEX International Limited - Bombo Rd, Katalemwa Cell, Matugga, WAKISO	0572-052	29-Apr-2026
1005	STABEX International Limited - Bukasa, Namusera, WAKISO	0572-053	23-Jun-2026
1006	STABEX International Limited - Bungyereza Cell, Nyeihanga, Rwampara, MBARARA	0572-054	5-Aug-2026
1007	STABEX International Limited - School Zone, Budhumuli, Bugembe, JINJA	0572-055	5-Aug-2026
1008	STABEX International Limited - Hoima Road, Bukomero TC, KIBOGA	0572-056	5-Aug-2026
1009	STABEX International Limited - Soya Bunga, Makindye Division, KAMPALA	0572-057	5-Aug-2026
1010	STABEX International Limited - Nansana TC, Kazo, Nabweru, WAKISO	0572-058	1-Dec-2026
1011	STABEX International Limited - Kaberebere TC, ISINGIRO	0572-059	1-Dec-2026
1012	STABEX International Limited - Kakookolo Cell, Kavule, LUWERO	0572-060	13-Jan-2027
1013	STABEX International Limited - Nalufenya B, Clive West Rd, Kimaka, JINJA	0572-061	31-Jan-2027
1014	STABEX International Limited - Lumuli Zone, MUKONO	0572-062	31-Jan-2027
1015	STABEX International Limited - Syamutumba West, Dabani, BUSIA	0572-063	14-Mar-2027
1016	STABEX International Limited - Hoima Rd, Namayumba Cell, WAKISO	1200-001	3-Aug-2027
1017	STANDARD Petroleum (U) Ltd - SP Luzira, KAMPALA	0852-001	28-Jun-2025
1018	STAR Kisaasi Service Station Ltd - Kisaasi, KAMPALA	0731-001	16-Dec-2023
1019	STATION YETU Limited - Oryang, Thatha, NEBBI	0759-001	16-Apr-2024
1020	STREAM Oils & Logistics Co. Ltd - Semuto Rd, Kapeeka Central, NAKASEKE	1213-001	7-Sep-2027
1021	SULTAN Energy Co. Ltd - Layibi Central Sub-Ward, Pece Division, GULU	0588-001	20-Sep-2022
1022	SUNAFRICA General Trade Co. Ltd - Katikamu, LUWERO	0797-001	11-Sep-2024
1023	SUNAFRICA General Trade Co. Ltd - Kampala Masaka Rd, Kwaba-Kabira Village, MPIGI	0797-002	5-Sep-2026
1024	SUNSHARE Investment Co. (U) Ltd - Kigobya Village, Namumira Ward, MUKONO	0944-001	14-Mar-2026
1025	SUPER One Limited - Magamaga, MAYUGE	0679-001	17-Jul-2023
1026	SURE Oil Ltd - NTUNGAMO	0694-001	4-Sep-2023
1027	SURE Oil Ltd - NALUKOLONGO, KAMPALA	0694-002	4-Sep-2023
1028	TALK & WORK Service Station Limited - Isingiro Rd, Nyamitanga, MBARARA	1016-001	22-Aug-2026
1029	TARGET Petroleum Ltd - Maya, WAKISO	0949-001	14-Mar-2026
1030	TAQQADUM (TQ) Petroleum (U) Ltd - MUMANYA RD, BUIKWE	0635-002	24-Jun-2023
1031	TAQQADUM (TQ) Petroleum (U) Ltd - MYANZI, MUBENDE	0635-003	24-Jun-2023
1032	TAQQADUM (TQ) Petroleum (U) Ltd - WOBULENZI, LUWERO	0635-004	24-Jun-2023
1033	TAQQADUM (TQ) Petroleum (U) Ltd - LUBUGUMU, NAKISUNGA, MUKONO	0635-005	28-Jan-2024
1034	TEXAS Energy Ltd - Nansana Yesu Amala, WAKISO	0400-001	26-Nov-2024
1035	TINI Petro (U) Limited - Kisenyi, Fort Portal, KABAROLE	0743-001	24-Jan-2024
1036	TOBI Fuels Ltd - Kagadi Central Zone, KAGADI	0954-001	21-Mar-2026
1037	TOBI Fuels Ltd - Namilyango Central Zone, KAGADI	0954-002	20-Apr-2026
1038	TORCH Energy Limited - KYANKWANZI (Katongole Mike)	0845-001	16-Feb-2025

No.	Company Name - Station	POL No.	Expiry Date
1039	TORCH Energy Limited - Bukwiri Church Zone, Butemba TC, KYANKWANZI	0845-002	15-Dec-2025
1040	TORCH Energy Limited - Kigogwa, WAKISO	0845-003	22-Mar-2027
1041	TORCH Energy Limited - Gayaza Rd, Mutuba II Kitetika Village, WAKISO	0845-004	5-Jul-2027
1042	TORCH Energy Limited - Buwaali Village, Nsangi Parish, Ssabagabo, Busiro, WAKISO	0845-005	18-Jul-2027
1043	TORCH Energy Limited - Mityana Rd, Kiwumu Village, Buloba, WAKISO	0845-006	31-Aug-2027
1044	TORRENTIAL Petroleum Limited - IREDA WEST, LIRA	0665-001	12-Jun-2023
1045	TORRENTIAL Petroleum Limited - Kayunga LC1, WAKISO TC	0665-002	1-Dec-2024
1046	TOSHA - NAJJERA, WAKISO	0502-004	19-Jun-2023
1047	TOSHA - KIGOGWA, MITYANA	0502-005	19-Jun-2023
1048	TOSHA - BWEBAJJA	0502-006	19-Jun-2023
1049	TOSHA - Katabi, Kitubulu WAKISO	0502-007	14-Dec-2025
1050	TOSHA - Kasubi, Namungoona, KAMPALA	0502-008	26-Apr-2026
1051	TOSHA - Rubaga Rd, Kisa Kyamaria Zone 2, Mengo - Rubaga, KAMPALA	1048-001	11-Nov-2026
1052	TOSHA - Katale Zone, Makerere, Kawempe, KAMPALA	1048-002	11-Nov-2026
1053	TOSHA - Bombo Rd, Maganjo Cell, Kagoma, Nansana, WAKISO	1048-003	21-Jul-2027
1054	BOK Petroleum TotalEnergies Uganda Limited - NANSANA	0542-001	9-Apr-2022
1055	BOK Petroleum TotalEnergies Uganda Limited - NAMUGONGO, Bukungutu Zone	0542-004	8-May-2022
1056	TotalEnergies Green Hill Zone, Makindye - KAMPALA	1008-001	16-Aug-2026
1057	TotalEnergies Salama Rd, Makindye - KAMPALA	1008-002	16-Aug-2026
1058	TotalEnergies Ibaako, Ibulanku - IGANGA	1008-003	16-Aug-2026
1059	TotalEnergies Walumbe Cell, Namayingo TC - NAMAYINGO	1008-004	16-Aug-2026
1060	TotalEnergies Senmuto Rd, Church Cell, Semuto TC - NAKASEKE	1008-005	16-Aug-2026
1061	TotalEnergies Kitagobwa Village, Nangabo - WAKISO	1008-006	16-Aug-2026
1062	TotalEnergies Bunamwaya - WAKISO	1008-007	16-Aug-2026
1063	TotalEnergies Hoima Municipality - HOIMA	1008-008	16-Aug-2026
1064	TotalEnergies Kasangati Town Council - WAKISO	1008-009	16-Aug-2026
1065	TotalEnergies West Village, Samia - BUSIA	1008-010	16-Aug-2026
1066	TotalEnergies Market Cell, Kihihi Town Council - KANUNGU	1008-011	17-Aug-2026
1067	TotalEnergies Hima Town Council - KASESE	1008-012	17-Aug-2026
1068	TotalEnergies Buwate LC1, Kira Municipality - WAKISO	1008-013	17-Aug-2026
1069	GAPCO TotalEnergies Uganda Limited - BABA	0480-001	24-Jul-2021
1070	GAPCO TotalEnergies Uganda Limited - BAIKAIRE	0480-002	24-Jul-2021
1071	GAPCO TotalEnergies Uganda Limited - BWAISE	0480-003	24-Jul-2021
1072	GAPCO TotalEnergies Uganda Limited - FALCON	0480-005	24-Jul-2021
1073	GAPCO TotalEnergies Uganda Limited - MBARARA	0480-006	24-Jul-2021
1074	GAPCO TotalEnergies Uganda Limited - GOKHALE	0480-007	24-Jul-2021
1075	GAPCO TotalEnergies Uganda Limited - IGANGA	0480-008	24-Jul-2021
1076	GAPCO TotalEnergies Uganda Limited - KABALE	0480-009	24-Jul-2021
1077	GAPCO TotalEnergies Uganda Limited - KAMULI	0480-010	24-Jul-2021
1078	GAPCO TotalEnergies Uganda Limited - KAMWOKYA	0480-011	24-Jul-2021

No.	Company Name - Station	POL No.	Expiry Date
1079	GAPCO TotalEnergies Uganda Limited - KASESE	0480-012	24-Jul-2021
1080	GAPCO TotalEnergies Uganda Limited - WANDEGEYA	0480-013	24-Jul-2021
1081	GAPCO TotalEnergies Uganda Limited - TUSABE	0480-014	24-Jul-2021
1082	GAPCO TotalEnergies Uganda Limited - TORORO	0480-015	24-Jul-2021
1083	GAPCO TotalEnergies Uganda Limited - PALLISA	0480-016	24-Jul-2021
1084	GAPCO TotalEnergies Uganda Limited - OMKAR	0480-017	24-Jul-2021
1085	GAPCO TotalEnergies Uganda Limited - NILE ARUA	0480-018	24-Jul-2021
1086	GAPCO TotalEnergies Uganda Limited - NEW OASIS	0480-019	24-Jul-2021
1087	GAPCO TotalEnergies Uganda Limited - NEW NSAMBYA	0480-020	24-Jul-2021
1088	GAPCO TotalEnergies Uganda Limited - NAMATTE	0480-022	24-Jul-2021
1089	GAPCO TotalEnergies Uganda Limited - KATWE	0480-023	24-Jul-2021
1090	GAPCO TotalEnergies Uganda Limited - NAKULABYE	0480-024	24-Jul-2021
1091	GAPCO TotalEnergies Uganda Limited - KAYUNGA	0480-025	24-Jul-2021
1092	GAPCO TotalEnergies Uganda Limited - KIBUYE	0480-026	24-Jul-2021
1093	GAPCO TotalEnergies Uganda Limited - KYENGERA	0480-027	24-Jul-2021
1094	GAPCO TotalEnergies Uganda Limited - LAKELAND	0480-028	24-Jul-2021
1095	GAPCO TotalEnergies Uganda Limited - MBALE - TAXI PARK (HONEST)	0480-029	24-Jul-2021
1096	GAPCO TotalEnergies Uganda Limited - LUBIRI	0480-030	24-Jul-2021
1097	GAPCO TotalEnergies Uganda Limited - MAILO MBILI	0480-031	24-Jul-2021
1098	GAPCO TotalEnergies Uganda Limited - PALLISA ROAD (MANGULA)	0480-032	24-Jul-2021
1099	OTTER OIL TotalEnergies Uganda Limited - KALAMBI, KIWUMU - WAKISO	0656-001	14-May-2023
1100	TotalEnergies BWEYOGERERE	0466-001	14-Jun-2021
1101	TotalEnergies BUKOTO	0466-002	14-Jun-2021
1102	TotalEnergies JINJA MAIN	0466-003	14-Jun-2021
1103	TotalEnergies ADJUMANI	0466-004	14-Jun-2021
1104	TotalEnergies ARUA	0466-005	14-Jun-2021
1105	TotalEnergies ARUA PARK	0466-006	14-Jun-2021
1106	TotalEnergies BAKULI	0466-007	14-Jun-2021
1107	TotalEnergies BEN KIWANUKA STREET	0466-008	14-Jun-2021
1108	TotalEnergies BOMBO	0466-009	14-Jun-2021
1109	TotalEnergies BUGEMBE	0466-010	14-Jun-2021
1110	TotalEnergies BUGIRI	0466-011	14-Jun-2021
1111	TotalEnergies BUSISU	0466-012	14-Jun-2021
1112	TotalEnergies BUNYONYI	0466-013	14-Jun-2021
1113	TotalEnergies BWAISE	0466-014	14-Jun-2021
1114	TotalEnergies WAMPEWO	0466-015	14-Jun-2021
1115	TotalEnergies WAKALIGA	0466-016	14-Jun-2021
1116	TotalEnergies TORORO	0466-017	14-Jun-2021
1117	TotalEnergies STATION ROAD	0466-018	14-Jun-2021
1118	TotalEnergies SOROTI STAR	0466-019	14-Jun-2021

No.	Company Name - Station	POL No.	Expiry Date
1119	TotalEnergies SOROTI	0466-020	14-Jun-2021
1120	TotalEnergies SIRONKO	0466-021	14-Jun-2021
1121	TotalEnergies SEGUKU	0466-022	14-Jun-2021
1122	TotalEnergies SEETA NEW	0466-023	14-Jun-2021
1123	TotalEnergies SEETA HIGH WAY	0466-024	14-Jun-2021
1124	TotalEnergies RWENZORI	0466-025	14-Jun-2021
1125	TotalEnergies RUKUNGIRI 2	0466-026	14-Jun-2021
1126	TotalEnergies RUKUNGIRI	0466-027	14-Jun-2021
1127	TotalEnergies RUGOMBWE	0466-028	14-Jun-2021
1128	TotalEnergies ROCK VIEW	0466-029	14-Jun-2021
1129	TotalEnergies PADER	0466-030	14-Jun-2021
1130	TotalEnergies BWAISE KIKONI	0466-031	14-Jun-2021
1131	TotalEnergies OLD PORTBELL ROAD	0466-032	14-Jun-2021
1132	TotalEnergies CITY CENTRE	0466-033	14-Jun-2021
1133	TotalEnergies NYENDO HIGHWAY	0466-034	14-Jun-2021
1134	TotalEnergies NYENDO BROADWAY	0466-035	14-Jun-2021
1135	TotalEnergies NTUNGAMO HIGHWAY	0466-036	14-Jun-2021
1136	TotalEnergies NTUNGAMO	0466-037	14-Jun-2021
1137	TotalEnergies NTINDA 1	0466-038	14-Jun-2021
1138	TotalEnergies NTINDA	0466-039	14-Jun-2021
1139	TotalEnergies NATETE	0466-040	14-Jun-2021
1140	TotalEnergies ENTEBBE	0466-041	14-Jun-2021
1141	TotalEnergies NSAMBYA	0466-042	14-Jun-2021
1142	TotalEnergies NANSANA	0466-043	14-Jun-2021
1143	TotalEnergies NAMASUBA II	0466-044	14-Jun-2021
1144	TotalEnergies NAMUNGOONA	0466-045	14-Jun-2021
1145	TotalEnergies NAMASUBA I	0466-046	14-Jun-2021
1146	TotalEnergies NAMANVE	0466-047	14-Jun-2021
1147	TotalEnergies NAKULABYE	0466-048	14-Jun-2021
1148	TotalEnergies NAKIVUBO	0466-049	14-Jun-2021
1149	TotalEnergies NAKAWA	0466-050	14-Jun-2021
1150	TotalEnergies NAKASONGOLA	0466-051	14-Jun-2021
1151	TotalEnergies NAJJERA	0466-052	14-Jun-2021
1152	TotalEnergies NAJJANANKUMBI	0466-053	14-Jun-2021
1153	TotalEnergies NAGALAMA	0466-054	14-Jun-2021
1154	TotalEnergies MUKONO KAWUNGA	0466-055	14-Jun-2021
1155	TotalEnergies MUKONO HIGHWAY	0466-056	14-Jun-2021
1156	TotalEnergies MUKONO	0466-057	14-Jun-2021
1157	TotalEnergies GABA ROAD	0466-058	14-Jun-2021
1158	TotalEnergies FORTPORTAL	0466-059	14-Jun-2021

No.	Company Name - Station	POL No.	Expiry Date
1159	TotalEnergies GAYAZA ROAD	0466-060	14-Jun-2021
1160	TotalEnergies GULU	0466-061	14-Jun-2021
1161	TotalEnergies MUBENDE	0466-062	14-Jun-2021
1162	TotalEnergies GULU ACHOLI ROAD	0466-063	14-Jun-2021
1163	TotalEnergies MITYANA HIGHWAY	0466-064	14-Jun-2021
1164	TotalEnergies MITYANA	0466-065	14-Jun-2021
1165	TotalEnergies MENGO	0466-066	14-Jun-2021
1166	TotalEnergies MBARARA LAKEVIEW	0466-067	14-Jun-2021
1167	TotalEnergies MBARARA HIGHSTREET	0466-068	14-Jun-2021
1168	TotalEnergies MBARARA	0466-069	14-Jun-2021
1169	TotalEnergies MBALE SANYU	0466-070	14-Jun-2021
1170	TotalEnergies MBALE REPUBLIC	0466-071	14-Jun-2021
1171	TotalEnergies MASINDI CENTRE	0466-072	14-Jun-2021
1172	TotalEnergies MASAKA CENTRE	0466-073	14-Jun-2021
1173	TotalEnergies MASAKA	0466-074	14-Jun-2021
1174	TotalEnergies MASAABA SS	0466-075	14-Jun-2021
1175	TotalEnergies MAKERERE	0466-076	14-Jun-2021
1176	TotalEnergies MAGANJO	0466-077	14-Jun-2021
1177	TotalEnergies LYANTONDE	0466-078	14-Jun-2021
1178	TotalEnergies LUZIRA	0466-079	14-Jun-2021
1179	TotalEnergies HOIMA	0466-080	14-Jun-2021
1180	TotalEnergies HOIMA MAINSTREET	0466-081	14-Jun-2021
1181	TotalEnergies HORIZON NDEEBA	0466-082	14-Jun-2021
1182	TotalEnergies LUBIRI HILL	0466-083	14-Jun-2021
1183	TotalEnergies LUGAZI	0466-084	14-Jun-2021
1184	TotalEnergies IBANDA	0466-085	14-Jun-2021
1185	TotalEnergies IGANGA	0466-086	14-Jun-2021
1186	TotalEnergies IGARA	0466-087	14-Jun-2021
1187	TotalEnergies JINJA ROAD	0466-088	14-Jun-2021
1188	TotalEnergies JINJA LAKEVIEW	0466-089	14-Jun-2021
1189	TotalEnergies JINJA MAINSTREET	0466-090	14-Jun-2021
1190	TotalEnergies KABALE	0466-091	14-Jun-2021
1191	TotalEnergies KABAROLE	0466-092	14-Jun-2021
1192	TotalEnergies KABUUSU	0466-093	14-Jun-2021
1193	TotalEnergies KABWOHE	0466-094	14-Jun-2021
1194	TotalEnergies KAJJANSI	0466-095	14-Jun-2021
1195	TotalEnergies LIRA	0466-096	14-Jun-2021
1196	TotalEnergies KYOTERA	0466-097	14-Jun-2021
1197	TotalEnergies KYENGERA	0466-098	14-Jun-2021
1198	TotalEnergies KITINTALE	0466-099	14-Jun-2021

No.	Company Name - Station	POL No.	Expiry Date
1199	TotalEnergies KITGUM 2	0466-100	14-Jun-2021
1200	TotalEnergies KALERWE	0466-101	14-Jun-2021
1201	TotalEnergies KITGUM 1	0466-102	14-Jun-2021
1202	TotalEnergies KISORO	0466-103	14-Jun-2021
1203	TotalEnergies KAMULI	0466-104	14-Jun-2021
1204	TotalEnergies KIREKA	0466-105	14-Jun-2021
1205	TotalEnergies KAMWENGE	0466-106	14-Jun-2021
1206	TotalEnergies KIKONI	0466-107	14-Jun-2021
1207	TotalEnergies KAWEMPE	0466-108	14-Jun-2021
1208	TotalEnergies KIGUMBA	0466-109	14-Jun-2021
1209	TotalEnergies KIBUYE	0466-110	14-Jun-2021
1210	TotalEnergies KIBULI	0466-111	14-Jun-2021
1211	TotalEnergies KAVULE	0466-112	14-Jun-2021
1212	TotalEnergies KATWE	0466-113	14-Jun-2021
1213	TotalEnergies KATAKWI	0466-114	14-Jun-2021
1214	TotalEnergies KATABI	0466-115	14-Jun-2021
1215	TotalEnergies KASHARI	0466-116	14-Jun-2021
1216	TotalEnergies KASANGATI	0466-117	14-Jun-2021
1217	TotalEnergies KASESE	0466-118	14-Jun-2021
1218	TotalEnergies KASESE STAR	0466-119	14-Jun-2021
1219	TotalEnergies NALUFENYA	0466-120	14-Jun-2021
1220	TotalEnergies RUTI, MBARARA	0466-121	23-Sep-2023
1221	TotalEnergies KYALIWAJJARA	0466-122	28-Jan-2024
1222	TotalEnergies Kikumbi, BUNAMWAYA	0466-123	2-Apr-2024
1223	TotalEnergies Kayunga TC, WAKISO	0466-124	14-Jul-2024
1224	TotalEnergies Muhanga, KABALE	0466-125	16-Jul-2024
1225	TotalEnergies Nyakabara, KYENJOJO	0466-126	16-Jul-2024
1226	TotalEnergies Nakisunga, MUKONO	0466-127	16-Jul-2024
1227	TotalEnergies Emokori, BUKEDEA Town	0466-128	16-Jul-2024
1228	TotalEnergies Kyanja, NAKAWA KAMPALA	0466-129	2-Sep-2024
1229	TotalEnergies BUNDIBUBYO, Fort Portal Road	0466-130	8-Dec-2024
1230	TotalEnergies Misindye, Seeta MUKONO	0466-131	16-Feb-2025
1231	TotalEnergies Namugongo-Bulindo, WAKISO	0466-132	16-Feb-2025
1232	EAGOL Towfin Petroleum & Transport Ltd - Bundibugyo-Lamia Rd, BUNDIBUGYO	0596-001	5-Nov-2022
1233	TOWN Energy Limited - Musita A Vill., Mulingilile, Baitambogwe, MAYUGE	1152-001	3-Jul-2027
1234	TRINITY Oils Ltd - Barbara Namugwanya Semuto Rd, Kito-Kanyanda LC1, Makulubita, LUWERO	1228-001	2-Oct-2027
1235	TULA Road Services Limited - Kawempe, KAMPALA	0810-001	31-Oct-2024
1236	TUSU Petro Uganda Ltd - Nyamityobora, MBARARA	0704-001	3-Oct-2023
1237	TUSU Petro Uganda Ltd - Kamwenge Road, IBANDA	0704-002	7-Feb-2024
1238	TWEKYO Company Limited - Rukoki, KASESE	0809-001	31-Oct-2024

No.	Company Name - Station	POL No.	Expiry Date
1239	TWEKYO Company Limited - KAMWENGE	0809-002	31-Oct-2024
1240	UGANDA Petroleum Co. Ltd - UPET Bweyogerere WAKISO	0761-001	29-Apr-2024
1241	Unique Concern Company Limited - Rugendabara Town Council, KASESE	0360-001	11-Jul-2023
1242	Unique Concern Company Limited - Kyengera, WAKISO	0834-001	22-Dec-2024
1243	VEROX Petroleum (U) Limited - Kyankima LCI, Kasangati TC, WAKISO	1142-001	27-Jun-2027
1244	VIRAL Oil Limited - Nakavule, IGANGA	0733-001	15-Jan-2024
1245	VISION Petroleum (U) Ltd - Luteete, WAKISO	0756-001	2-Apr-2024
1246	VISION Petroleum (U) Ltd - Gayaza Rd, Nangabo, Kasangati, WAKISO	0756-002	16-Feb-2026
1247	VITRO Energy Limited - Busei B, IGANGA	0813-001	3-Nov-2024
1248	VITRO Energy Limited - Nsangi Central Zone, Busiro, WAKISO	0813-002	4-Oct-2025
1249	VITRO Energy Limited - Kampala Gulu Rd, Nabweru, Nansana WAKISO	0813-003	16-Dec-2025
1250	VITRO Energy Limited - Plot 398 Block 198, Kampala-Jinja Rd, Kilangira-Kyagwe MUKONO	0813-004	16-Dec-2025
1251	KAS Services Limited VIVO ENERGY (U) LTD - SHELL Namugongo	0554-001	21-May-2022
1252	SUPER OIL VIVO ENERGY (U) LTD - SHELL Muyenga	0513-001	1-Dec-2021
1253	SUPER OIL VIVO ENERGY (U) LTD - SHELL Kabowa	0513-002	1-Dec-2021
1254	SUPER OIL VIVO ENERGY (U) LTD - SHELL Namugongo	0513-003	1-Dec-2021
1255	SUPER OIL VIVO ENERGY (U) LTD - SHELL Portbell	0513-004	1-Dec-2021
1256	SUPER OIL VIVO ENERGY (U) LTD - SHELL Rubaga	0513-005	1-Dec-2021
1257	SUPER OIL VIVO ENERGY (U) LTD - SHELL Najjanankumbi	0513-006	1-Dec-2021
1258	SUPER OIL VIVO ENERGY (U) LTD - SHELL Kampala Road	0513-007	1-Dec-2021
1259	SUPER OIL VIVO ENERGY (U) LTD - SHELL Makerere	0513-008	1-Dec-2021
1260	SUPER OIL VIVO ENERGY (U) LTD - SHELL Kansanga	0513-009	1-Dec-2021
1261	SUPER OIL VIVO ENERGY (U) LTD - SHELL Makindye	0513-010	1-Dec-2021
1262	VIVO ENERGY (U) LTD - SHELL Arua Service Station	0529-002	13-Feb-2022
1263	VIVO ENERGY (U) LTD - SHELL Tororo	0529-023	13-Feb-2022
1264	VIVO ENERGY (U) LTD - SHELL Kalerwe	0529-024	13-Feb-2022
1265	VIVO ENERGY (U) LTD - SHELL Kajjansi	0529-025	13-Feb-2022
1266	VIVO ENERGY (U) LTD - SHELL Kagoma	0529-026	13-Feb-2022
1267	VIVO ENERGY (U) LTD - SHELL Kibuli	0529-027	13-Feb-2022
1268	VIVO ENERGY (U) LTD - SHELL Kayunga	0529-028	13-Feb-2022
1269	VIVO ENERGY (U) LTD - SHELL Kawempe	0529-029	13-Feb-2022
1270	VIVO ENERGY (U) LTD - SHELL Katwe	0529-030	13-Feb-2022
1271	VIVO ENERGY (U) LTD - SHELL Kasese	0529-031	13-Feb-2022
1272	VIVO ENERGY (U) LTD - SHELL Kasangati	0529-032	13-Feb-2022
1273	VIVO ENERGY (U) LTD - SHELL Kalisizo Annex	0529-033	13-Feb-2022
1274	VIVO ENERGY (U) LTD - SHELL Kalisizo	0529-034	13-Feb-2022
1275	VIVO ENERGY (U) LTD - SHELL Kanyanya	0529-035	13-Feb-2022
1276	VIVO ENERGY (U) LTD - SHELL Alcon SS Kitgum	0529-036	13-Feb-2022
1277	VIVO ENERGY (U) LTD - SHELL Bukomero	0529-038	13-Feb-2022
1278	VIVO ENERGY (U) LTD - SHELL Kakira	0529-040	13-Feb-2022

No.	Company Name - Station	POL No.	Expiry Date
1279	VIVO ENERGY (U) LTD - SHELL Palisa Road	0529-047	13-Feb-2022
1280	VIVO ENERGY (U) LTD - SHELL Najjera	0529-053	13-Feb-2022
1281	VIVO ENERGY (U) LTD - SHELL Nansana	0529-054	13-Feb-2022
1282	VIVO ENERGY (U) LTD - SHELL Nakasongola	0529-055	13-Feb-2022
1283	VIVO ENERGY (U) LTD - SHELL Nakivubo	0529-059	13-Feb-2022
1284	VIVO ENERGY (U) LTD - SHELL Mbarara	0529-060	13-Feb-2022
1285	VIVO ENERGY (U) LTD - SHELL Naalya	0529-067	13-Feb-2022
1286	VIVO ENERGY (U) LTD - SHELL Mukono	0529-068	13-Feb-2022
1287	VIVO ENERGY (U) LTD - SHELL Masindi	0529-069	13-Feb-2022
1288	VIVO ENERGY (U) LTD - SHELL Kwanja Road	0529-070	13-Feb-2022
1289	VIVO ENERGY (U) LTD - SHELL Masindi Annex	0529-072	13-Feb-2022
1290	VIVO ENERGY (U) LTD - SHELL Mubende Highway	0529-074	13-Feb-2022
1291	VIVO ENERGY (U) LTD - SHELL Mubende Annex	0529-075	13-Feb-2022
1292	VIVO ENERGY (U) LTD - SHELL Mbarara Highway	0529-076	13-Feb-2022
1293	VIVO ENERGY (U) LTD - SHELL Mengo	0529-077	13-Feb-2022
1294	VIVO ENERGY (U) LTD - SHELL Mubende	0529-078	13-Feb-2022
1295	VIVO ENERGY (U) LTD - SHELL Makindye	0529-080	13-Feb-2022
1296	VIVO ENERGY (U) LTD - SHELL Makerere Kikoni	0529-082	13-Feb-2022
1297	VIVO ENERGY (U) LTD - SHELL Kyambogo	0529-083	13-Feb-2022
1298	VIVO ENERGY (U) LTD - SHELL Kabwohe	0529-103	13-Feb-2022
1299	VIVO ENERGY (U) LTD - SHELL Lyantonde	0529-120	6-Dec-2023
1300	VIVO ENERGY (U) LTD - SHELL Sonde	0529-121	6-Dec-2023
1301	VIVO ENERGY (U) LTD - SHELL Bulenga	0529-122	6-Dec-2023
1302	VIVO ENERGY (U) LTD - SHELL Namusera	0529-123	6-Dec-2023
1303	VIVO ENERGY (U) LTD - SHELL Kyengeru	0529-124	6-Dec-2023
1304	VIVO ENERGY (U) LTD - SHELL Kakiri	0529-125	6-Dec-2023
1305	VIVO ENERGY (U) LTD - SHELL Nansana	0529-126	12-Dec-2023
1306	VIVO ENERGY (U) LTD - SHELL Katosi Rd, Anthony Zone	0529-127	12-Dec-2023
1307	VIVO ENERGY (U) LTD - SHELL Nyakahita, Kabale	0529-128	12-Dec-2023
1308	VIVO ENERGY (U) LTD - SHELL Namanve	0529-129	12-Dec-2023
1309	VIVO ENERGY (U) LTD - SHELL Katunguru	0529-130	12-Dec-2023
1310	VIVO ENERGY (U) LTD - SHELL Kayirikiti, Masaka	0529-131	12-Dec-2023
1311	VIVO ENERGY (U) LTD - SHELL Kira Town	0529-132	12-Dec-2023
1312	VIVO ENERGY (U) LTD - SHELL Kiwatule	0529-133	12-Dec-2023
1313	VIVO ENERGY (U) LTD - SHELL Kiyinda, MITYANA	0529-134	11-Mar-2024
1314	VIVO ENERGY (U) LTD - SHELL Bulindo	0529-135	11-Mar-2024
1315	VIVO ENERGY (U) LTD - SHELL Hima	0529-136	11-Mar-2024
1316	VIVO ENERGY (U) LTD - SHELL Juba Road	0529-137	11-Mar-2024
1317	VIVO ENERGY (U) LTD - SHELL Kangulumira	0529-138	11-Mar-2024
1318	VIVO ENERGY (U) LTD - SHELL Tororo Rock	0529-139	11-Mar-2024

No.	Company Name - Station	POL No.	Expiry Date
1319	VIVO ENERGY (U) LTD - SHELL Mbikko	0529-140	11-Mar-2024
1320	VIVO ENERGY (U) LTD - SHELL Kisoro	0529-141	11-Mar-2024
1321	VIVO ENERGY (U) LTD - SHELL Tula	0529-142	11-Mar-2024
1322	VIVO ENERGY (U) LTD - SHELL Kotido	0529-143	11-Mar-2024
1323	VIVO ENERGY (U) LTD - SHELL Nebbi	0529-144	11-Mar-2024
1324	VIVO ENERGY (U) LTD - SHELL Oasis Buwama	0529-145	11-Mar-2024
1325	VIVO ENERGY (U) LTD - SHELL Ntungamo	0529-146	30-Jun-2024
1326	VIVO ENERGY (U) LTD - SHELL Sentema Road	0529-147	30-Jun-2024
1327	VIVO ENERGY (U) LTD - SHELL Kawanda	0529-148	30-Jun-2024
1328	VIVO ENERGY (U) LTD - SHELL Bunamwaya	0529-149	30-Jun-2024
1329	VIVO ENERGY (U) LTD - SHELL Makenke	0529-150	30-Jun-2024
1330	VIVO ENERGY (U) LTD - SHELL Kiteezi, KASANGATI	0529-151	3-Oct-2024
1331	VIVO ENERGY (U) LTD - SHELL Migyera, NAKASONGOLA	0529-152	3-Oct-2024
1332	VIVO ENERGY (U) LTD - SHELL Kakiika, MBARARA	0529-153	3-Oct-2024
1333	VIVO ENERGY (U) LTD - SHELL Mawanga, MAKINDYE	0529-154	11-Feb-2025
1334	VIVO ENERGY (U) LTD - SHELL Entebbe Expressway	0529-155	11-Feb-2025
1335	VIVO ENERGY (U) LTD - SHELL Gbukutu Cell, KOBOKO	0529-156	11-Feb-2025
1336	VIVO ENERGY (U) LTD - SHELL LUWEERO	0529-157	11-Feb-2025
1337	VIVO ENERGY (U) LTD - SHELL Mityana Rd, Buloba WAKISO	0529-158	29-Sep-2025
1338	VIVO ENERGY (U) LTD - SHELL Kireku Railway Zone LC1, Bweyogerere	0529-159	29-Sep-2025
1339	VIVO ENERGY (U) LTD - SHELL Kitambuza Zone, Kawempe KAMPALA	0529-160	15-Nov-2025
1340	VIVO ENERGY (U) LTD - SHELL Lufuku Cell, Seguku Ward, Makindye WAKISO	0529-161	1-Feb-2026
1341	VIVO ENERGY (U) LTD - SHELL Kiwuka Village, Sembabule TC, SEMBABULE	0529-162	22-Mar-2026
1342	VIVO ENERGY (U) LTD - SHELL Bwebajja, Kajjansi, WAKISO	0529-163	22-Apr-2026
1343	VIVO ENERGY (U) LTD - SHELL Wakaliga, KAMPALA	0529-164	16-Aug-2026
1344	VIVO ENERGY (U) LTD - SHELL Wakaliga, KAMPALA	0529-165	25-Aug-2026
1345	VIVO ENERGY (U) LTD - SHELL Salama-Munyonyo Rd., Makindye, KAMPALA	0529-166	29-Aug-2026
1346	VIVO ENERGY (U) LTD - SHELL Masaka Rd, Kyengeru TC, WAKISO	1053-001	12-Dec-2026
1347	VIVO ENERGY (U) LTD - SHELL Alcon SS Kitgum	1053-002	10-Mar-2027
1348	VIVO ENERGY (U) LTD - SHELL Rukungiri	1053-004	10-Mar-2027
1349	VIVO ENERGY (U) LTD - SHELL Soroti	1053-005	10-Mar-2027
1350	VIVO ENERGY (U) LTD - SHELL Soroti Annex	1053-006	10-Mar-2027
1351	VIVO ENERGY (U) LTD - SHELL South Street	1053-007	10-Mar-2027
1352	VIVO ENERGY (U) LTD - SHELL Wobulenzi	1053-008	10-Mar-2027
1353	VIVO ENERGY (U) LTD - SHELL Yumbe SS, DO Site	1053-009	10-Mar-2027
1354	VIVO ENERGY (U) LTD - SHELL Kiboga	1053-010	10-Mar-2027
1355	VIVO ENERGY (U) LTD - SHELL Kamuli	1053-011	10-Mar-2027
1356	VIVO ENERGY (U) LTD - SHELL Ambercourt (Annex)	1053-012	10-Mar-2027
1357	VIVO ENERGY (U) LTD - SHELL Mulago	1053-013	10-Mar-2027
1358	VIVO ENERGY (U) LTD - SHELL Naguru	1053-014	10-Mar-2027

No.	Company Name - Station	POL No.	Expiry Date
1359	VIVO ENERGY (U) LTD - SHELL Nakawa	1053-015	10-Mar-2027
1360	VIVO ENERGY (U) LTD - SHELL Namirembe	1053-016	10-Mar-2027
1361	VIVO ENERGY (U) LTD - SHELL Namugongo Road	1053-017	10-Mar-2027
1362	VIVO ENERGY (U) LTD - SHELL Nangabo	1053-018	10-Mar-2027
1363	VIVO ENERGY (U) LTD - SHELL Nateete SS	1053-019	10-Mar-2027
1364	VIVO ENERGY (U) LTD - SHELL Ndeeba	1053-020	10-Mar-2027
1365	VIVO ENERGY (U) LTD - SHELL Old Kampala	1053-021	10-Mar-2027
1366	VIVO ENERGY (U) LTD - SHELL Hoima Annex	1053-022	10-Mar-2027
1367	VIVO ENERGY (U) LTD - SHELL Kitoro	1053-023	10-Mar-2027
1368	VIVO ENERGY (U) LTD - SHELL Lira Annex	1053-024	10-Mar-2027
1369	VIVO ENERGY (U) LTD - SHELL Lubowa	1053-025	10-Mar-2027
1370	VIVO ENERGY (U) LTD - SHELL Lugazi	1053-026	10-Mar-2027
1371	VIVO ENERGY (U) LTD - SHELL Lugogo	1053-027	10-Mar-2027
1372	VIVO ENERGY (U) LTD - SHELL Lukaya	1053-028	10-Mar-2027
1373	VIVO ENERGY (U) LTD - SHELL Maganjo	1053-029	10-Mar-2027
1374	VIVO ENERGY (U) LTD - SHELL Kitovu	1053-036	10-Mar-2027
1375	VIVO ENERGY (U) LTD - SHELL Ku Biri	1053-037	10-Mar-2027
1376	VIVO ENERGY (U) LTD - SHELL Kumi	1053-038	10-Mar-2027
1377	VIVO ENERGY (U) LTD - SHELL Kyabazinga	1053-039	10-Mar-2027
1378	VIVO ENERGY (U) LTD - SHELL Kyaggwe	1053-040	10-Mar-2027
1379	VIVO ENERGY (U) LTD - SHELL Kyambogo	1053-041	10-Mar-2027
1380	VIVO ENERGY (U) LTD - SHELL Kyenjojo	1053-042	10-Mar-2027
1381	VIVO ENERGY (U) LTD - SHELL Kyotera	1053-043	10-Mar-2027
1382	VIVO ENERGY (U) LTD - SHELL Lira	1053-044	10-Mar-2027
1383	VIVO ENERGY (U) LTD - SHELL Kabalega	1053-045	10-Mar-2027
1384	VIVO ENERGY (U) LTD - SHELL Kabarole	1053-046	10-Mar-2027
1385	VIVO ENERGY (U) LTD - SHELL Kibuye	1053-047	10-Mar-2027
1386	VIVO ENERGY (U) LTD - SHELL Kigezi	1053-048	10-Mar-2027
1387	VIVO ENERGY (U) LTD - SHELL Kiira	1053-049	10-Mar-2027
1388	VIVO ENERGY (U) LTD - SHELL Kiira Road	1053-050	10-Mar-2027
1389	VIVO ENERGY (U) LTD - SHELL Kireka	1053-051	10-Mar-2027
1390	VIVO ENERGY (U) LTD - SHELL Kisubi	1053-052	10-Mar-2027
1391	VIVO ENERGY (U) LTD - SHELL Kitende	1053-053	10-Mar-2027
1392	VIVO ENERGY (U) LTD - SHELL Gulu Highway	1053-054	10-Mar-2027
1393	VIVO ENERGY (U) LTD - SHELL Gweri Road	1053-055	10-Mar-2027
1394	VIVO ENERGY (U) LTD - SHELL Hoima	1053-056	10-Mar-2027
1395	VIVO ENERGY (U) LTD - SHELL Ibanda	1053-057	10-Mar-2027
1396	VIVO ENERGY (U) LTD - SHELL Iganga	1053-058	10-Mar-2027
1397	VIVO ENERGY (U) LTD - SHELL Ishaka	1053-059	10-Mar-2027
1398	VIVO ENERGY (U) LTD - SHELL Jinja Road	1053-060	10-Mar-2027

No.	Company Name - Station	POL No.	Expiry Date
1399	VIVO ENERGY (U) LTD - SHELL Kaazi	1053-061	10-Mar-2027
1400	VIVO ENERGY (U) LTD - SHELL Kabalagala	1053-062	10-Mar-2027
1401	VIVO ENERGY (U) LTD - SHELL City Square	1053-063	10-Mar-2027
1402	VIVO ENERGY (U) LTD - SHELL Clock Tower	1053-064	10-Mar-2027
1403	VIVO ENERGY (U) LTD - SHELL Elgon	1053-065	10-Mar-2027
1404	VIVO ENERGY (U) LTD - SHELL Elgon Annex	1053-066	10-Mar-2027
1405	VIVO ENERGY (U) LTD - SHELL Entebbe	1053-067	10-Mar-2027
1406	VIVO ENERGY (U) LTD - SHELL Fort Portal	1053-068	10-Mar-2027
1407	VIVO ENERGY (U) LTD - SHELL Fort Portal Highway	1053-069	10-Mar-2027
1408	VIVO ENERGY (U) LTD - SHELL Gayaza	1053-070	10-Mar-2027
1409	VIVO ENERGY (U) LTD - SHELL Gulu	1053-071	10-Mar-2027
1410	VIVO ENERGY (U) LTD - SHELL Busia	1053-072	10-Mar-2027
1411	VIVO ENERGY (U) LTD - SHELL Bweyale	1053-073	10-Mar-2027
1412	VIVO ENERGY (U) LTD - SHELL Capital	1053-074	10-Mar-2027
1413	VIVO ENERGY (U) LTD - SHELL Cathedral Avenue	1053-075	10-Mar-2027
1414	VIVO ENERGY (U) LTD - SHELL Buddu	1053-076	10-Mar-2027
1415	VIVO ENERGY (U) LTD - SHELL Bugolobi	1053-077	10-Mar-2027
1416	VIVO ENERGY (U) LTD - SHELL Bugwere Road	1053-078	10-Mar-2027
1417	VIVO ENERGY (U) LTD - SHELL Bukesa	1053-079	10-Mar-2027
1418	VIVO ENERGY (U) LTD - SHELL Bukoto	1053-080	10-Mar-2027
1419	VIVO ENERGY (U) LTD - SHELL Bunga	1053-081	10-Mar-2027
1420	VIVO ENERGY (U) LTD - SHELL Busega	1053-082	10-Mar-2027
1421	VIVO ENERGY (U) LTD - SHELL Bushenyi	1053-083	10-Mar-2027
1422	VIVO ENERGY (U) LTD - SHELL Adjumani Service Station	1053-084	10-Mar-2027
1423	VIVO ENERGY (U) LTD - SHELL Kakumiro Road	1053-085	10-Mar-2027
1424	VIVO ENERGY (U) LTD - SHELL Mbale	1053-086	10-Mar-2027
1425	VIVO ENERGY (U) LTD - SHELL Ambercourt	1053-087	10-Mar-2027
1426	VIVO ENERGY (U) LTD - SHELL Ankole	1053-088	10-Mar-2027
1427	VIVO ENERGY (U) LTD - SHELL Arua	1053-089	10-Mar-2027
1428	VIVO ENERGY (U) LTD - SHELL Banda	1053-090	10-Mar-2027
1429	VIVO ENERGY (U) LTD - SHELL Biharwe	1053-091	10-Mar-2027
1430	VIVO ENERGY (U) LTD - SHELL Bombo Road	1053-092	10-Mar-2027
1431	VIVO ENERGY (U) LTD - SHELL Namagoma Vill., Busiro, KYENGERA	1053-093	25-Apr-2027
1432	VIVO ENERGY (U) LTD - SHELL Mbarara Rd, Kabwohe Hill, SHEEMA	1053-094	25-Apr-2027
1433	VIVO ENERGY (U) LTD - SHELL Kyaliwajala A, Namugongo, WAKISO	1053-095	25-Apr-2027
1434	VS Oils (U) Ltd - Ssabwe, LUWERO	0932-001	13-Dec-2025
1435	SBB International VS Oils (U) Limited - Hoima Rd, Namusera, WAKISO	0928-001	8-Dec-2025
1436	WIZBAG Energy Limited - Kyamate Cell, NTUNGAMO Municipality	0777-001	14-Jul-2024
1437	YESU Afuga Patshan Limited - YY Patshan Nabweyanga, Nkozi-MPIGI	0891-001	12-Oct-2025

STATISTICS COMMITTEE MEMBERS OF THE ENERGY AND MINERALS SECTOR

S/N	Name	Title	Department	Email Address
1	Paul Okitoi	Commissioner /SPPAD	SPPAD	okitoip@gmail.com
2	Emmanuel Ajutu	AC-PA / SPPAD	SPPAD	hspu@energy.go.ug
3	Gerald Banaga-Baingi	AC-TP/SPPAD	SPPAD	g.banagabaingi@energy.go.ug .
4	Edson Tusiime	Principal Statistician	SPPAD	edsontusiime21@gmail.com
5	Asaba Doreen	Senior Statistician	SPPAD	asaba.doreen87@gmail.com
6	Ian Kisawuzi	Statistician	SPPAD	ikisawuzi@energy.go.ug
7	Simon Sebow	Economist	SPPAD	s.sebow@energy.go.ug
8	Michael Ahimbisibwe	Principal Energy Officer	RED	m.ahimbisibwe@energy.go.ug
9	Hatim Muyanja	Energy Officer	RED	h.muyanja@energy.go.ug
10	Daudi Ahimbisibwe	Petroleum Officer	PSD	d.ahimbisibwe@energy.go.ug
11	Mathias Mugere	Inspector of Mines	GSMD	mmugere@gmail.com .
12	Kennedy J. Okewling	Mining Engineer	GSMD	jkokewling@minerals.go.ug
13	Spero Byokunda	Principal Petroleum Officer/Quality Assurance	PSD	sperobyokunda@gmail.com
14	Grace Nassuna	AC/Mines	GSMD	grace.nassuna@minerals.go.ug
15	Deo Sekyanzi	Senior Radiation Protection Officer	AEC	dsekyanzi@atomiccouncil.go.ug
16	Anguzu James	Senior Statistician	UBOS	jamesanguzu@gmail.com
17	Kinhonhi V. Isaac	Manager, Planning	ERA	i.kinhonhi@era.go.ug
18	Nakimuli Milly	Statistician	ERA	m.nakimuli@era.go.ug
19	Akumu Justine	Energy Officer	RED	akumujustyn@gmail.com

www.energyandminerals.go.ug

www.era.or.ug

www.petroleum.go.ug

www.ubos.org

www.uedcl.co.ug

www.uetcl.com

www.uganda-mining.go.ug

Published by:

Sectoral Planning & Policy Analysis Department
Ministry of Energy and Mineral Development
Plot No. 29/33 Kampala Road,
P.O. Box 7270,
Kampala

Tel: +256-414-505942;

Fax: +256-414-505941

Email: Email: psmemd@energy.go.ug

Website: www.energyandminerals.go.ug

August 2023

Copyright © 2022 Ministry of Energy and Mineral Development

The material in this document may be freely reproduced provided due acknowledgement is made to the publisher and source.